



205



ENGLISH



RAISE THE VALUE
<https://cranemanuals.com>

205

An excellent product along with extraordinary quality are not enough for us. We strive to increase your value because **we want you to realize your full potential and go beyond.** We share the same goals and the choice to aim for the top, and **we are committed to offering the best performance in every detail.**

Build your reputation!

In Effer medium range, 205 is a perfect tool for loading and unloading materials, and **it can make you more competitive** especially in the building and construction sector. This means that you can have a crane able to work in an easy, effective and safe way in building sites, making more operations thanks to its working speed and continuous rotation.













Versatility is the word

205 is a very reliable crane to **carry out different works** in combination with different accessories: buckets, grab, brick grab etc. If you need to go further, you can always choose to add the jib to the base version crane, to always have the perfect partner for your work.









Light & Strong

205 is a medium range crane, but it is not afraid of hard work. Thanks to its **high-strength steel structure**, 205 guarantees very high operating performance.

Standards

-  Hexagonal profile booms
-  ETL (Effer Twin Links)
-  Sequence valve
-  Jib articulation system above 180°
-  Heat exchanger
-  Remote control with display
-  Stabilizers with hydraulic outlet
-  "High Speed System" increased speed of extensions cylinders
-  "Pro.Dec. System" cylinders with progressive stop at end of stroke
-  "Data Monitor Unit" Crane electronic control
-  Rotation with slewing ring and gear motor
-  Boom articulation system above 180°

Optionals

-  "Wind & Drive" Crane foldable with fly-jib without dismounting winch components
-  Swing-up stabilizers, hydraulically activated
-  Winch
-  Load reading on the remote control display
-  Remote control with joystick
-  Remote control for stabilisers
-  ESS- MINI ESS (Effer Stability System)
-  Version C
-  Manual 30° SWING- UP

Technical possibilities

All in one

DMU 3000 PLUS is a system which besides crane functions, controls other truck electronic functions as well (e.g.: switching on/off of the truck directly from the remote control).

Dual zone

DMU 3000 PLUS allows **two different work areas of the crane to be controlled** based on truck stability.



The right information where needed

On 205 the **DMU 3000 PLUS led panel is on board machine** so you see all basic information at a glance. You can display the main crane performance indicators either **on the main panel** or **on the remote control**.



Lifting the maximum weight

DMU 3000 PLUS automatically controls the crane's speed as the maximum permitted loading values are reached.

Does not fall

The exclusive Effer truck anti-tilting system combined with DMU 3000 PLUS, allows you to operate with the crane safely.




Maintenance

DMU 3000 PLUS memorises crane operating cycles and advises you on scheduled maintenance. The crane's state of use and its residual life cycle, **are calculated by tracking the times the crane is turned on and / or being handled**.



Remote help

When needed, **remote assistance** can be activated by the dealer or by **Effer headquarters**.



Technical possibilities

Versatile heat exchanger

Heat exchangers are available in two sizes, both 60 and 100 l/m. The possibility to install a bigger heat exchanger on your crane **will let you manage up to four simultaneous movements when working.**



Hosereel with internal hoses

Hoses can be positioned inside the boom section using a special tool. This solution definitely makes the crane more compact as all the hoses are stored inside the booms. Moreover it is very effective in protecting them from environmental agents and usage, so that they will last longer.

Max Speed Limitation (MSL)

DMU 3000 PLUS allows you to manage crane hook speed, during simultaneous movements of the booms. In this way, **load swings are reduced** and shocks to the crane structure are avoided.

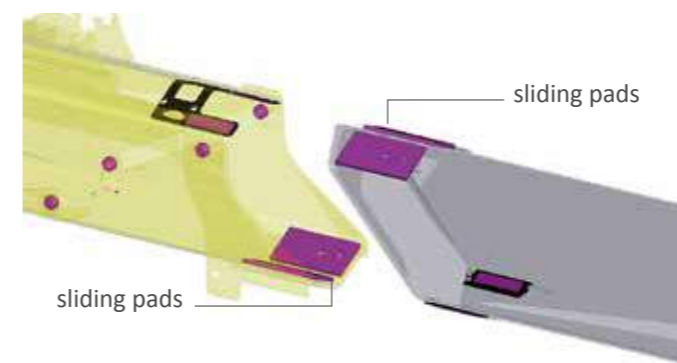
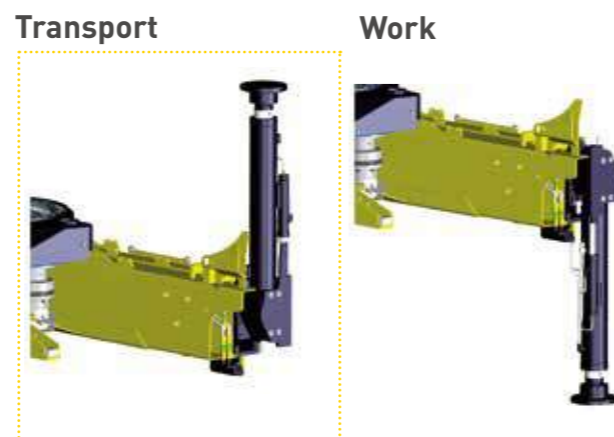


TIME TO MONEY



Automatic swing-up stabilizers

The swing-up system is the easiest solution to action a truck crane's stabilizers with little effort. It allows the operator to automatically open or close stabilizers. You do not need any pin to secure it.



New tubular guides system with inserts in graphite

Sliding pads and double guides (both on the upper and lower sides of booms) provide the following advantages:

- **Reduction** in mechanical backlash
- Extensions stay straight
- **Smooth extension and retraction** of the boom

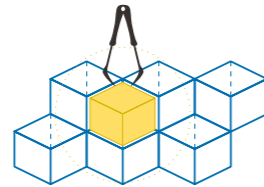
Stronger, further

Effer second boom and extensions

In the design stage of a truck-mounted crane, the **second boom with its extensions** is the crucial element to focus. These components help to define crane performance in terms of boom length, working speed, lifting capacity and stress resistance.

Effer designers, thanks to their experience have come up with many **exceptional production and technical solutions** to always give you the best performance for precision and load safety.

SURGICAL PRECISION



Safe load

Effer patented the **Pro.Dec - Progressive Deceleration system** which consists in end stroke hydraulic shock absorbers inside the extension cylinders. With Pro.Dec system the opening and closure of extension cylinders is very smooth and silent. **The system reduces load oscillation, making work safer and more efficient.**

Maximum balancing

Extension cylinders are symmetrically mounted according to the boom line. **In this way you have perfect balance of extensions** during output and return manoeuvre.



Easy to disassemble

Effer patented a special **spring fastening** for cylinders, which replaces retaining screws. **This allows cylinders to be disassembled very easily without requiring specific tools** even after years of use.

Always straight

Effer developed a smart and effective solution for cylinder attachments. In this way **they are not affected by boom bending**. The seals wear out less and **last longer** as they move inside a straight cylinder.



Unbeatable speed

The **HSS – High Speed System** uses a regeneration valve, making the **extensions open more quickly** as it recovers the oil which would otherwise go into the tank.

The High Speed System allows you to save up to 50% of your time when an extension comes out.

This movement in sequence enable the crane weight to be reduced, and keeps **greater lifting power** and **greater loading capacity** for transport, thus reducing working time.

TIME TO MONEY



Light and powerful

The structure of Effer cranes

Effer cranes structure guarantees significant performance but at the same time you have a **very light crane** thanks to the design solutions engineered by Effer's R&D department. The light weight of Effer cranes allows for a greater residual load on the truck: **greater useful load = less time = higher profit.**

A step further

Effer uses high strength **Strenx** steel for crane structure. This choice **improves structure** resistance while maintaining the same plates thickness and allowing the most advanced construction solutions.

The right thickness where needed

Effer manufactures its cranes **optimising the thickness of plates** at each point of the structure. This choice requires a great deal of effort be put in design and construction, but it enables **significant reduction in crane weight.**



Wind&Drive system and Effer winch

A smart possibility for 205

Today 70% of medium-large cranes are used with a winch. With Effer solution **Wind&Drive**, the winch cable pulleys are **integrated into the crane structure**. Most of operations needed to use the winch are thus eliminated: switching from “crane with hook” to “crane with winch” is **immediate, quicker and easier**, with better results in less time.

Total integration

The combination of Wind & Drive and winch in the crane booms allow you to be immediately **ready to work without mounting additional components** in the first operating stages. It also allows you to **fold the crane quickly** at the end of the job.



Advantages

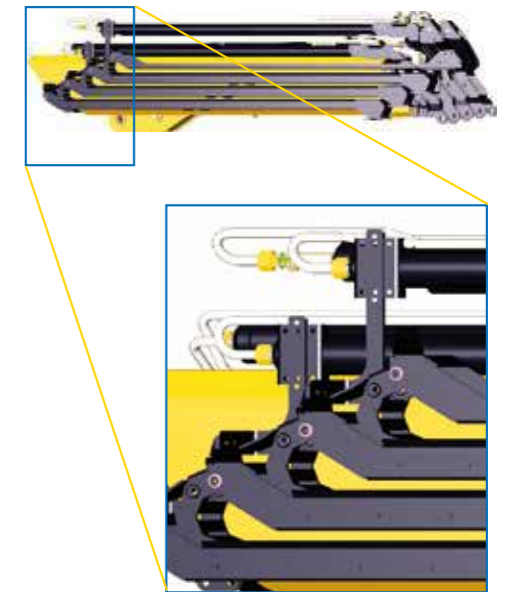
The Quickfaster device: a clever option

If you want to save even more time in mounting and demounting the jib or other accessories on the crane you can ask for the **Quickfaster device for Effer 2015**, allowing you to connect all the hoses in one time.

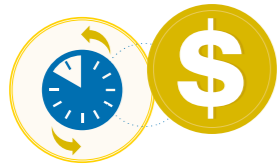


New system for hose support guide

It is very compact so it has a smaller size, and the structure is held up in 2 points: **this avoids vibrations** during operations.



TIME TO MONEY



No mounting required

When working with the winch on the jib you can handle heavy loads using the fixed hook without needing to disassemble and re-assemble the components, thus **avoiding difficult operations**.

EASY WORK



EASY WORK



Wind&Drive system and Effer winch

Advantages

Advantages

Protection and Performance

Plus, the crane's **slewing ring is protected by a carter in hi-tech material**, which is very resistant against shocks and dirt. Extra large slewing motor and reduction gear for **extraordinary slewing power** on slopes and **extremely fast rotation speed**.



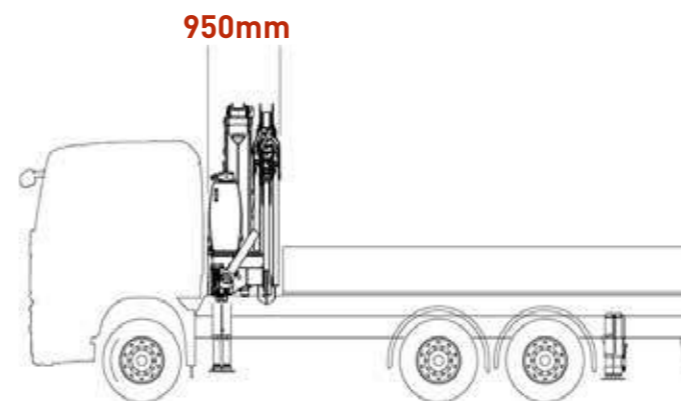
Reliable support

This crane was developed with a **walk-on flooring** which is rigid and resistant, made in antislip aluminium plate, also protecting the elements below. It becomes very useful when it comes to crane maintenance, because it allows you to reach the crane in full safety.



Compact size thanks to slewing ring with external motor gear

The truck body cut's thickness is very reduced: this allows you to mount a bigger chassis on the truck, thus gaining **more payload**.

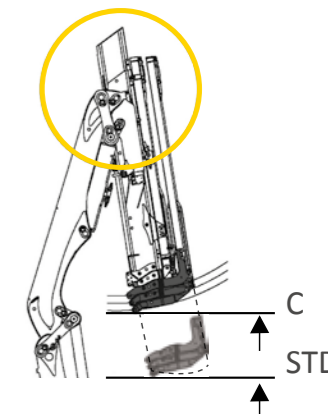


The right boom design to work at best

In its base configurations, **205 has 3 different kinds of booms to satisfy all needs of use**. Designing different booms allows us to **optimize all configurations performance**, so you can have a compact crane profile when closed, yet a considerable outreach, and do different works.

1. Short boom (C version)

Versions C3s and C4s allows you to work near to the truck side with a **greater distance between the hook and the ground**. This allows you to have more space in that area.



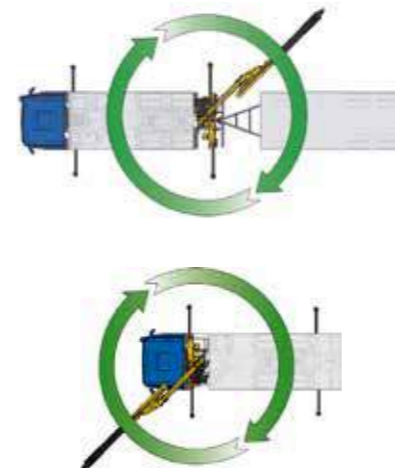
Balanced Absorption Sub-frame

This structure connecting the crane to the chassis was developed to avoid straining and stressing the crane base during heavy lifts. The balanced absorption sub-frame makes the crane fixing points **more flexible** and therefore **absorbs stress**.



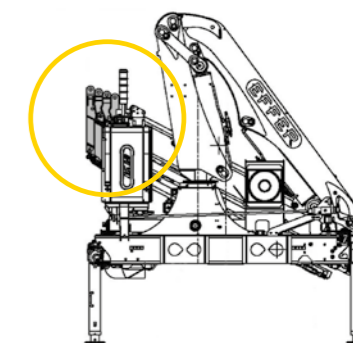
Maximum productivity on 360°

DMU 3000 PLUS allows the operator to work at the best performances on 360° thanks to the **slewing ring continuous rotation**.



2. Standard Boom

The boom is designed in order to **optimize all the available space when the crane is closed**, yet maintaining the longest configurations possible for the model.

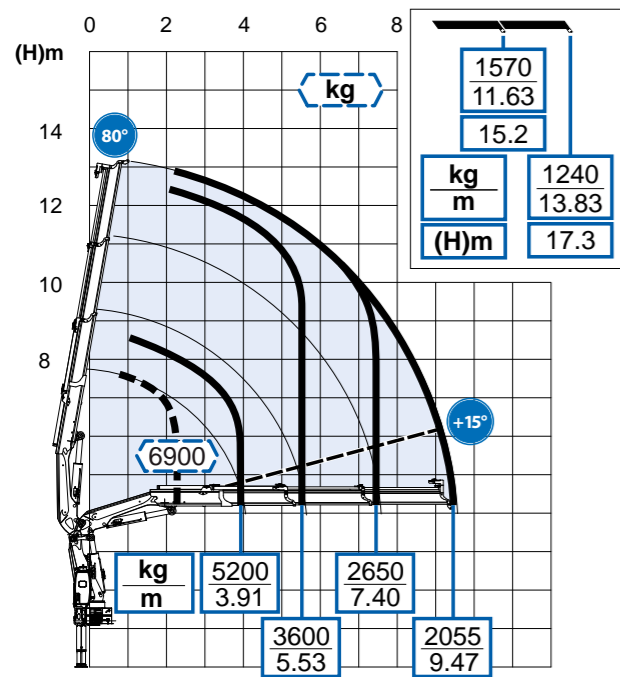


LONG LASTING

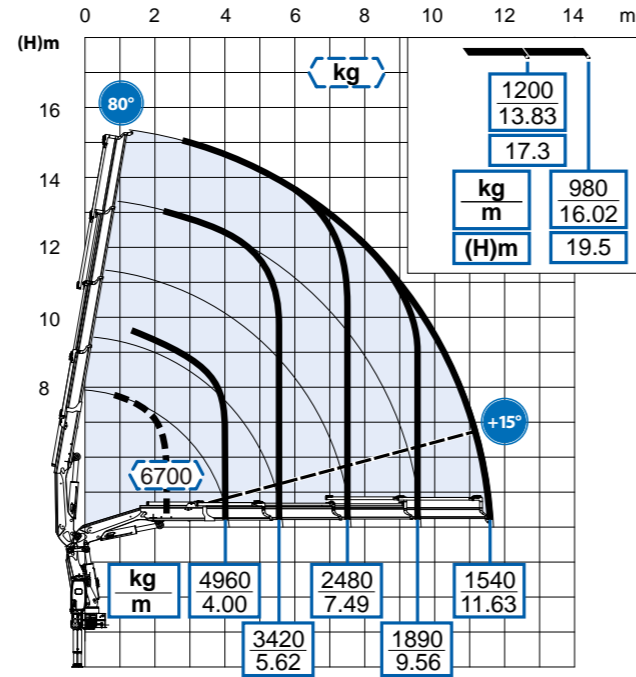


Performance

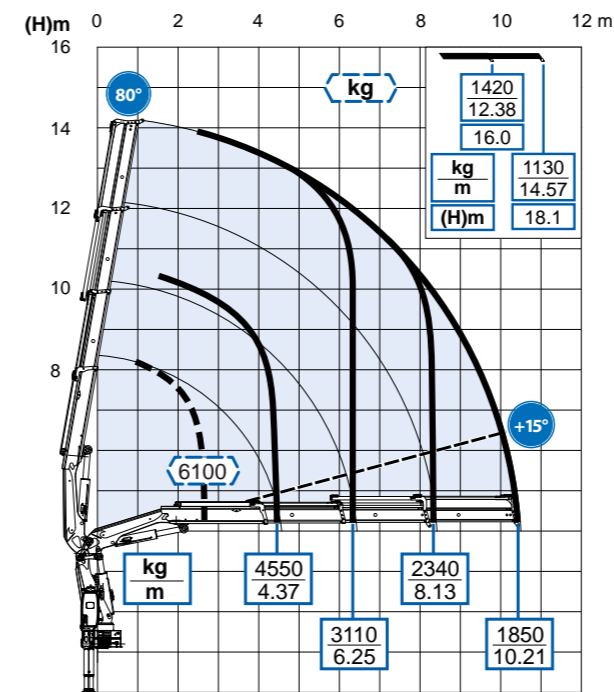
C3S



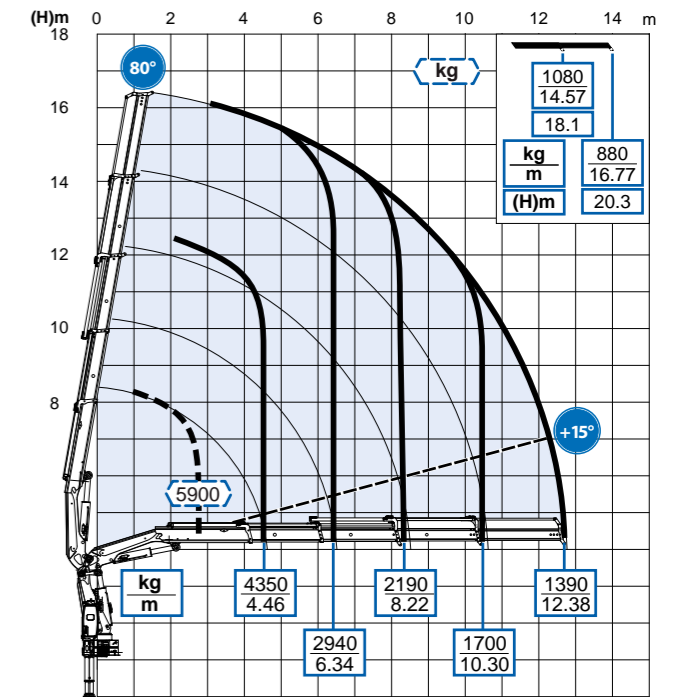
C4S



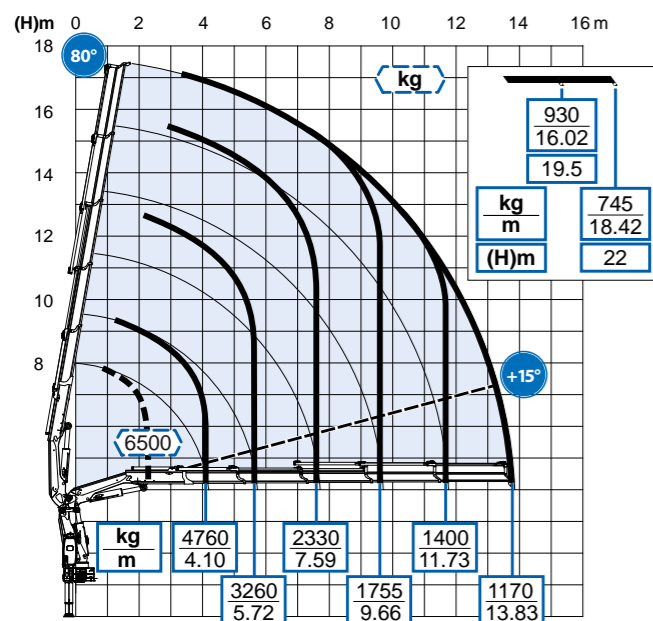
3S



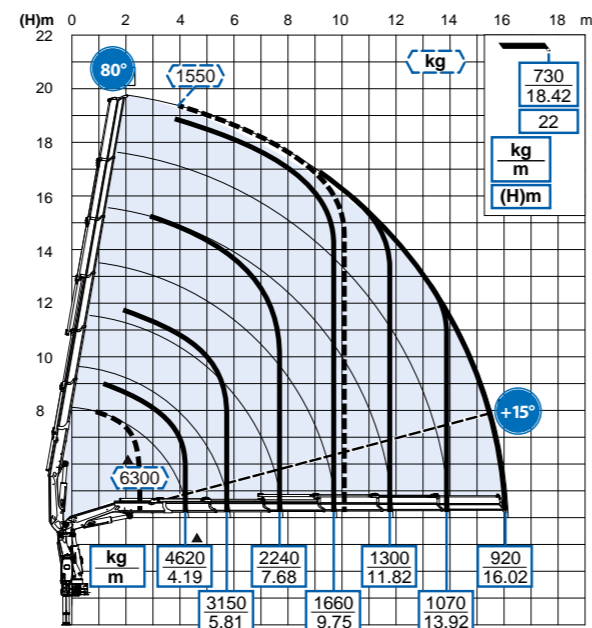
4S



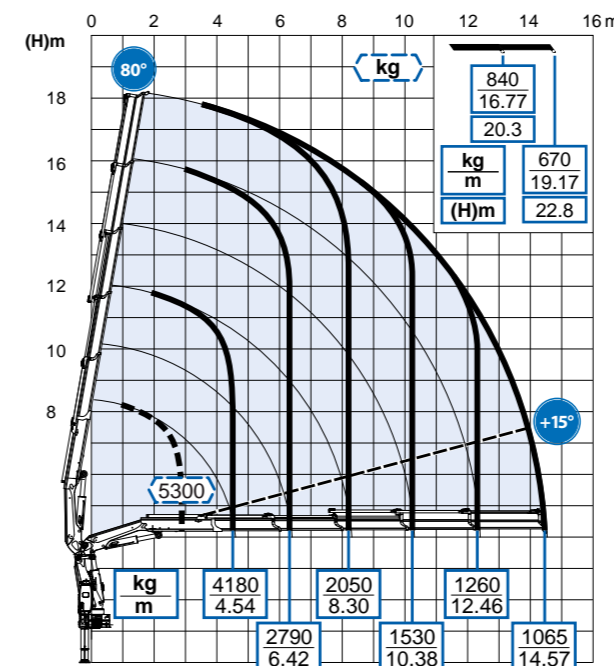
C5S



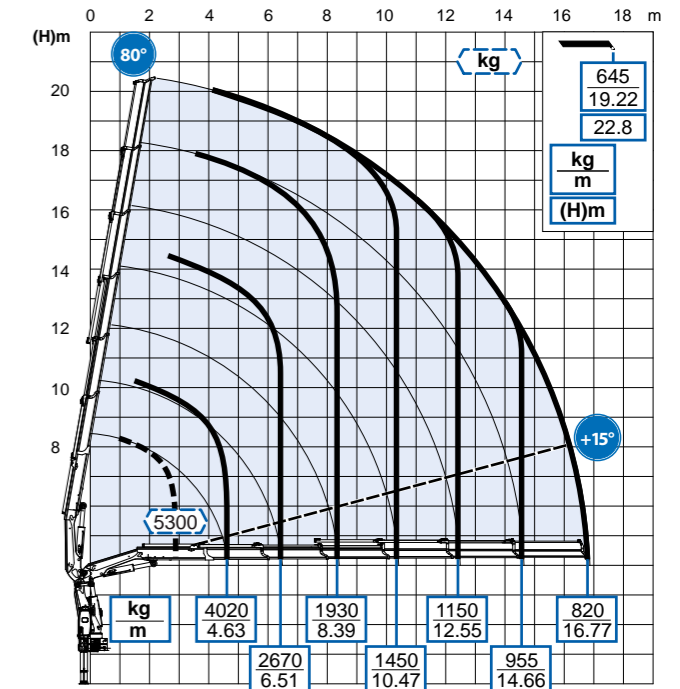
C6S



5S

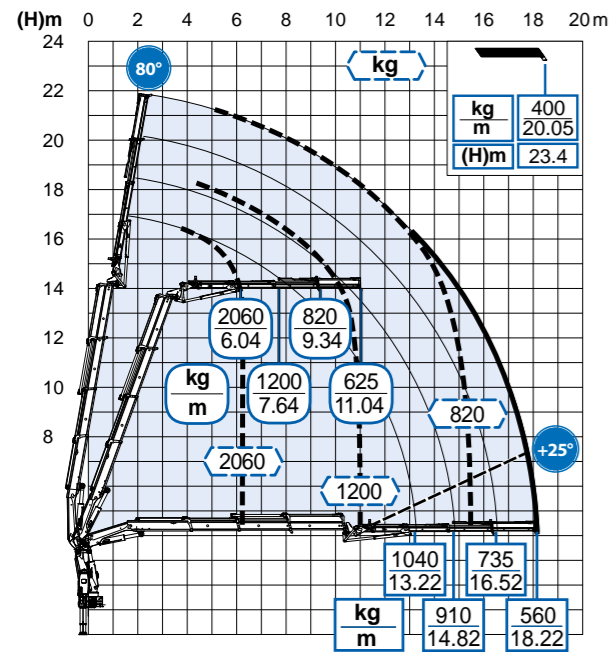


6S

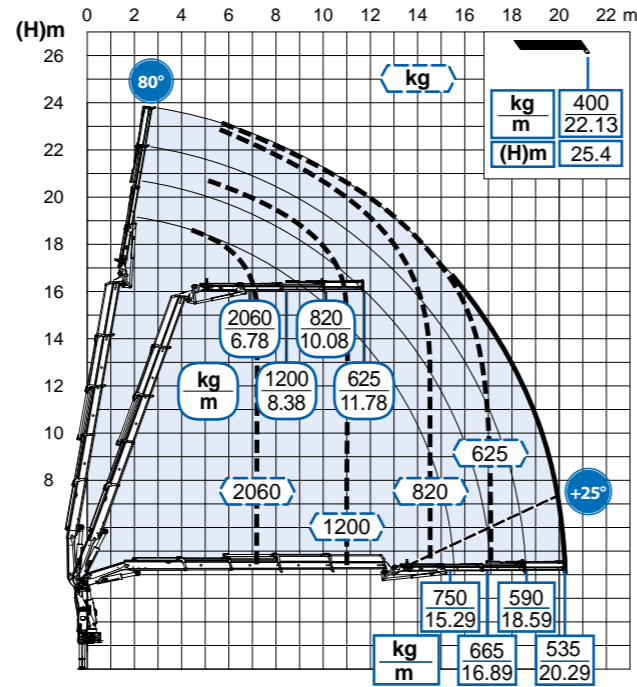


Technical data

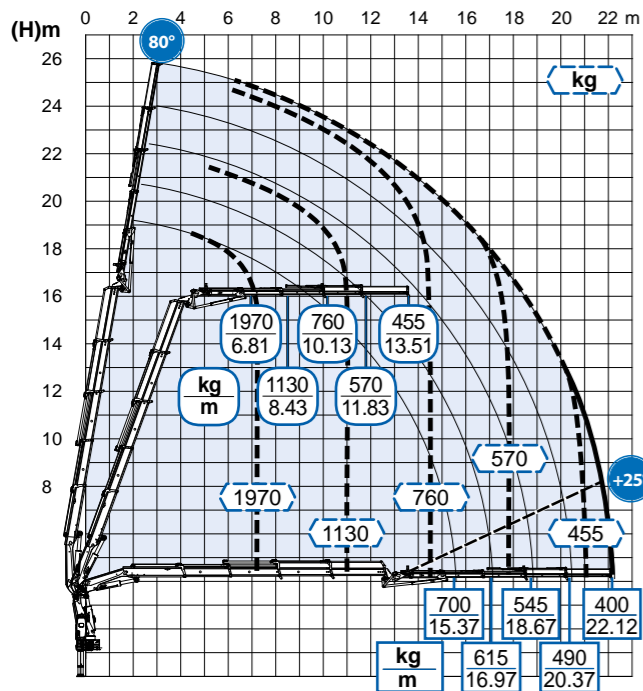
3S + JIB 3S



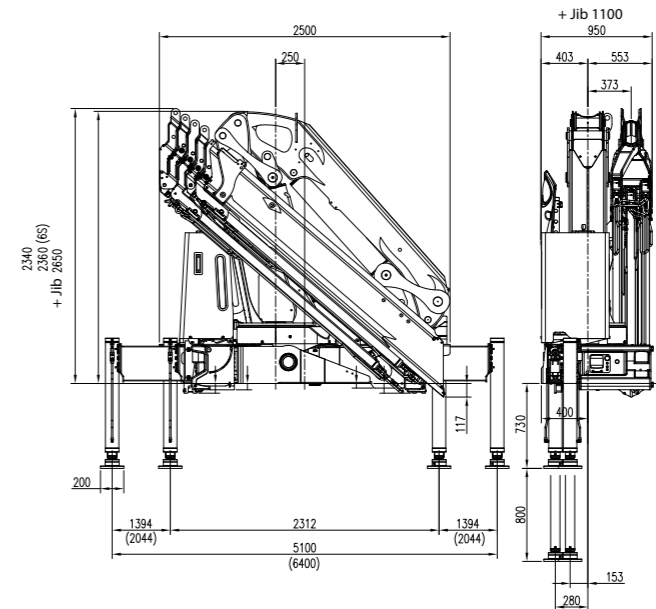
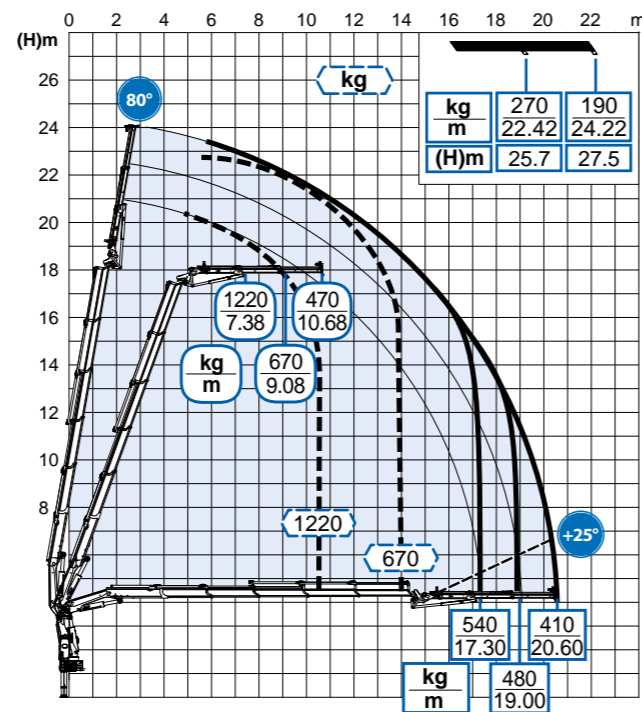
4S + JIB 3S



4S + JIB 4S




5S + JIB 2S



| DESCRIPTION | UNIT OF MEASURE | 2S | 3S | 4S | 5S | 6S |
|-------------------------------------|-----------------|---------|-------|-------|-------|-------|
| Max. hydraulic outreach | m | 8,16 | 10,35 | 12,52 | 14,71 | 16,91 |
| Max. lifting moment (+20°) | kgm | 20500 | 20050 | 19580 | 19210 | 18860 |
| | kNm | 201 | 197 | 192 | 189 | 185 |
| Slewing arc | (°) | endless | | | | |
| Slewing Capacity - Max slope | % | 8,7 | | | | |
| Working pressure | bar | 352 | | | | |
| Recommended oil delivery | l/min | 60/100 | | | | |
| Oil tank capacity | l | 140 | | | | |
| Weight of the standard crane (± 2%) | kg | 2500 | 2645 | 2785 | 2915 | 3030 |

CRANE DESIGNED ACCORDING TO STANDARDS UNI EN 12999 HC1 S1 HD4

The configurations and figures contained in the brochure are illustrative. For information on the complete offer and for more technical details, ask your Effer dealer or consult the website www.effer.com. The above data are subject to change. Lifting capacity is based on the maximum lifting power of the crane. The stability of the truck may require a reduction of lifting capacity.



EFFER S.p.A.

Via IV Novembre, 12 | 40061 Minerbio (BO) – Italy
Tel. +39 051 4181211 | Fax. +39 051 4181491
S.P. 40 ex Vicinale Accetta Grande | 74010 Statte (TA) – Italy
Tel +39 099 4700191
www.effer.com | www.effermarine.com | info@effer.it

