

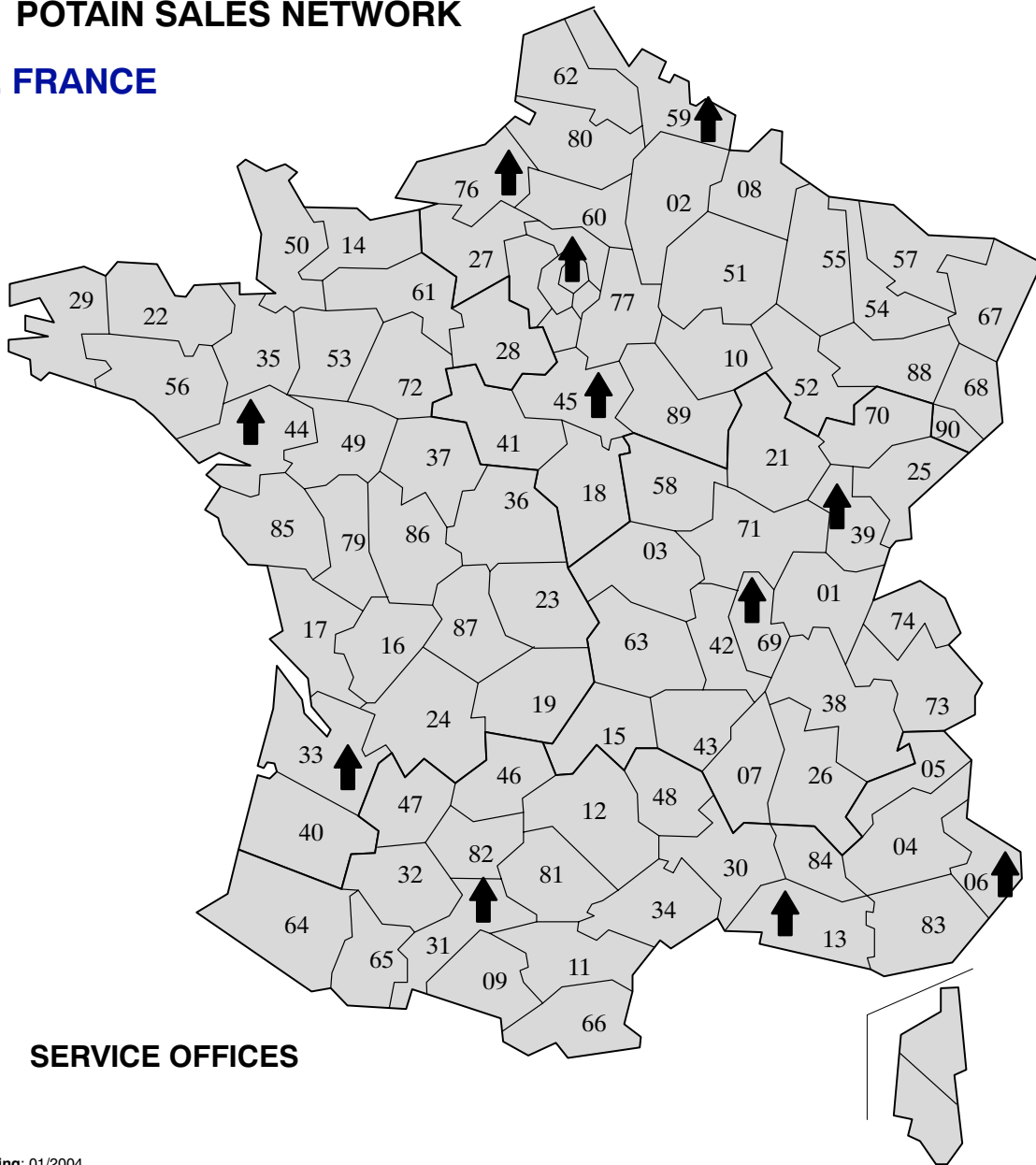
## SUMMARY

|   |           |
|---|-----------|
| <b>POTAIN SALES NETWORK .....</b>   | <b>2</b>  |
| <b>1. FRANCE .....</b>  | <b>2</b>  |
| <b>2. EXPORT .....</b>  | <b>3</b>  |
| <b>GENERAL INFORMATIONS .....</b>   | <b>6</b>  |
| <b>1. USING THE OPERATING INSTRUCTIONS (N° 2) .....</b>                   | <b>6</b>  |
| 1. 1. EXAMPLE OF AN "ASSEMBLY" PARTS LIST .....                           | 6         |
| 1. 2. EXAMPLE OF A "SUBASSEMBLY" PARTS LIST .....                         | 7         |
| 1. 3. EXPLANATIONS .....  | 7         |
| <b>2. INSTRUCTIONS FOR ORDERING .....</b>                                 | <b>9</b>  |
| <b>DETERMINATION OF THE GROUPS<br/>SPARE-PARTS CATALOGUE (N° 2) .....</b> | <b>10</b> |



### POTAIN SALES NETWORK

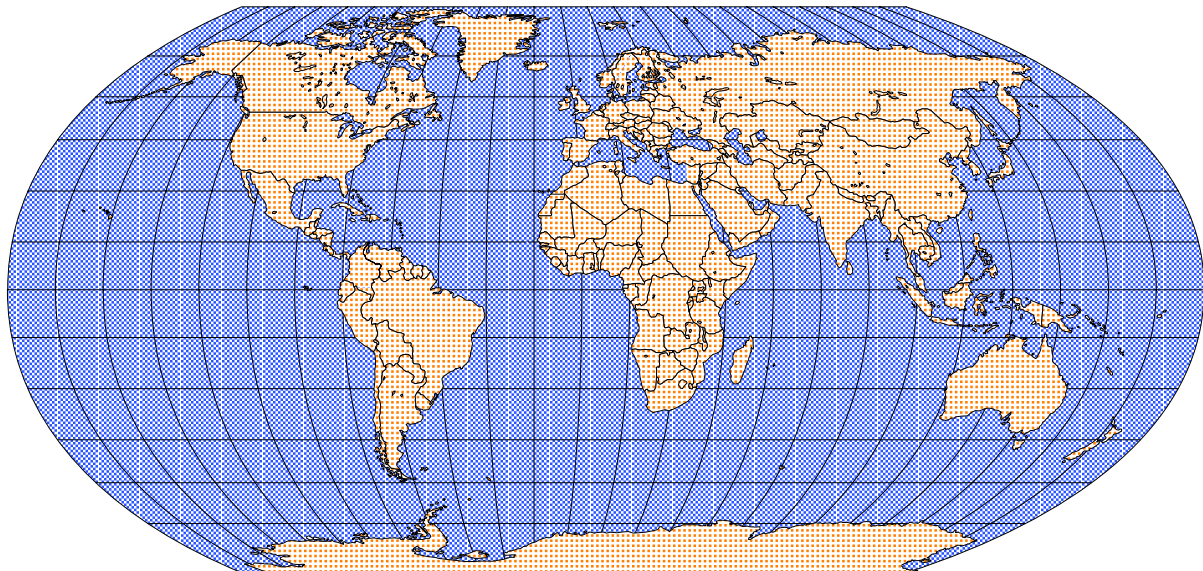
#### 1. FRANCE



Updating: 01/2004

| SERVICE OFFICES  |   |   | SALES DEPARTMENTS  |
|--|---|---|--|
| <b>95 Cergy Pontoise</b><br>Tél. SAV _____ 01 30 31 88 36<br>Fax SAV _____ 01 30 38 62 05<br>Tél. SPR _____ 04 72 81 50 00<br>Fax SPR _____ 04 72 81 50 10 | <b>69 Vaulx en Velin</b><br>Tél. _____ 04 78 79 48 00<br>Fax _____ 04 78 79 48 10 | <b>44 Saint-Herblain</b><br>Tél. _____ 02 40 38 69 90<br>Fax _____ 02 40 38 69 99   | <b>Sales Management EMEA - LYON</b><br>Tél. _____ 04 72 18 21 25<br>Fax _____ 04 72 18 20 00 |
| <b>76 Le Mesnil Esnard</b><br>Tél. _____ 02 35 80 49 88<br>Fax _____ 02 35 80 56 79  | <b>39 Dole</b><br>Tél. _____ 03 84 79 18 24<br>Fax _____ 03 84 82 19 34           | <b>33 Begles</b><br>Tél. _____ 05 56 49 51 39<br>Fax _____ 05 56 49 50 04           | <b>POTAIN - Crane hire</b><br>Tél. _____ 01 60 85 53 02<br>Fax _____ 01 60 85 53 10          |
| <b>59 Haubourdin</b><br>Tél. _____ 03 20 07 10 10<br>Fax _____ 03 20 07 84 51  | <b>13 Vitrolles</b><br>Tél. _____ 04 42 10 85 40<br>Fax _____ 04 42 10 85 50      | <b>31 Portet s/Garonne</b><br>Tél. _____ 05 61 72 85 05<br>Fax _____ 05 61 76 95 45 | <b>POTAIN - Used cranes</b><br>Tél. _____ 04 72 18 21 25<br>Fax _____ 04 72 18 20 00         |
| <b>45 Orléans</b><br>Tél. _____ 02 38 69 69 94<br>Fax _____ 02 38 64 20 07   | <b>06 Nice</b><br>Tél. _____ 04 93 29 54 70<br>Fax _____ 04 93 29 87 89           |   |  |

**2. EXPORT**



Mise à jour : 12/2005



**AFRIQUE  
/AFRICA**

**AFRIQUE DU SUD / SOUTH  
AFRICA**

SA FRENCH PTY LTD  
Tél. +27 11 975 49 21  
Fax +27 11 975 63 12

ETCS  
Tél. +27 951 77 44  
Fax +27 951 77 46

**ALGERIE / ALGERIA**

Bureau de Liaison ALGER  
Tél. 213 21 48 11 73  
Fax 213 21 48 14 54

**EGYPTE / EGYPT**

IDP  
Tél. +20 2 738 22 35  
Fax +20 2 738 08 50

**MAURICE / MAURITIUS**

STRATUS CO  
Tél. +230 424 70 40  
Fax +230 425 61 46

**REUNION**

ASB  
Tél. +33 262 43 33 57  
Fax +33 262 43 33 76



**AMERI-  
QUE /  
AMERICA**

**ARGENTINE / ARGENTINA**

TECNO DEALER  
Tél. +54 114 382 01 01  
Fax +54 114 382 75 43

**BOLIVIE / BOLIVIA**

RIVIM  
Tél./Fax +591 4 428 58 98

**BRESIL / BRAZIL**

MANITOWOC POTAIN LTDA  
Tél./Fax 55 11 41 91 00 89

**CHILI / CHILE**

ETAC  
Tél. +562 623 10 07  
Fax +562 623 35 17

**COLOMBIE / COLOMBIA**

GRUAS Y EQUIPOS  
Tél. +571 613 25 21  
Fax +571 616 71 48

**COSTA RICA**

MATRA LTDA  
Tél. 506 205 05 12  
Fax 506 205 00 17

**EQUATEUR**

BAGANT  
Tél. 593 22 420 740  
Fax 593 22 421 535

**GUADELOUPE**

SIMAT  
Tél. 05 90 25 29 03  
Fax 05 90 26 65 89

**GUATEMALA**

CMARKET  
Tél. 502 477 22 90  
Fax 502 477 22 94

**MARTINIQUE**

SIMAT  
Tél. 596 51 09 09  
Fax 596 51 05 04

**MEXIQUE**

MAQUINARIA UCHA SA de CV  
Tél. 52 58 72 68 52  
Fax 52 58 72 68 76

**PANAMA**

EQUIPOS CORPinsa  
Tél. +507 237 22 22  
Fax +507 237 39 57

**PEROU / PERU**

QHATU  
Tél./Fax 511 241 96 89

**SALVADOR**

RODGREY  
Tél. +503 729 73 46  
Fax +503 855 23 76

**U.S.A.**

MANITOWOC CRANE GROUP  
Tél. 1 920 684 66 21  
Fax 1 920 683 62 77

**VENEZUELA**

SERMATEC  
Tél. 58 212 256 71 80  
Fax 58 212 256 72 93

**ASIE /  
OCEANIE  
- ASIA /  
OCEANIA****AUSTRALIE / AUSTRALIA**

MANITOWOC POTAIN Pty  
Tél. 61 3 9369 3555  
Fax 61 3 9369 3577

**CHINE / CHINA**

ZHANGJIAGANG POTAIN  
Tél. +86 512 5878 00 88  
Fax +86 512 5878 00 98

MANITOWOC CRANE GROUP  
SHANGHAI OFFICE  
Tél. +86 21 6270 04 42  
Fax +86 21 6270 14 36

POTAIN SHANGHAI OFFICE  
Tél. +86 21 5111 3579  
Fax +86 21 5111 3578

**COREE / KOREA**

MANITOWOC POTAIN KOREA  
CO  
Tél. +82 2 508 3361  
Fax +82 2 508 3365

KOREA INTERNATIONAL CO  
LTD  
Tél. +82 2 551 15 90  
Fax +82 2 551 15 89

**HONG-KONG**

MANTA ENGINEERING CO  
LTD  
Tél. +852 2 369 64 11  
Fax +852 2 721 86 42

**INDE / INDIA**

SHIRKE CONSTRUCTION  
EQUIPMENT PVT LTD  
Tél. +91 20 687 53 16  
Fax +91 20 687 16 12

**INDONESIE / INDONESIA**

PT POTAINDO  
MACHINERY  
Tél. +62 21 645 88 76  
Fax +62 21 820 40 79

**JAPON / JAPAN**

(ICM) ITOCHU CONSTUC-  
TION MACHINERY CO LTD  
Tél. +81 33 242 50 23  
Fax +81 33 242 40 39

**PHILIPPINES**

MANITOWOC POTAIN INC.  
Tél. +632 844 94 37  
Fax +632 844 47 12

**RUSSIE / RUSSIA**

MANITOWOC CRANE GROUP  
CIS  
Tél. 00 7 095 641 23 59  
Fax 00 7 095 641 23 58

**SINGAPOUR / SINGAPORE**

MANITOWOC CRANE GROUP  
ASIA PTE LTD  
Tél. +65 68 61 71 33  
Fax +65 68 62 40 40

MANTA EQUIPMENTS PTE  
Tél. +65 227 73 88  
Fax +65 227 72 88

**TAHITI**

MOLLARD ENTREPRISE  
Tél. 689 48 10 82  
Fax 689 43 50 65

**TAIWAN**

JOU INTERNATIONAL CO LTD  
Tél. +886 2 577 62 71  
Fax +886 2 579 45 45

**THAILANDE / THAILAND**

TEO HONG SILOM CO LTD  
Tél. +66 2 312 004 569  
Fax +66 2 312 07 004

**VIETNAM**

MINH CHI CO LTD  
Tél. 84 4 7723410/7723411  
Fax 84 4 7723412

**EUROPE /  
EUROPA****ALLEMAGNE / GERMANY**

DEUTSCHE GROVE (Wil-  
helmshaven)  
Tél. +49 44 21 294-0  
Fax +49 44 21 294-301

DEUTSCHE GROVE (Langen-  
feld)  
Tél. +49 21 73 89 09-0  
Fax +49 21 73 89 09-30

**ANDORRE / ANDORRA**

MAUCO  
Tél. +376 82 15 57  
Fax +376 86 17 82

**AUTRICHE / AUSTRIA**

JOSEF LAURER KG  
Tél. +43 52 44 69 66  
Fax +43 52 44 69 666

**BELGIQUE / BELGIUM**

NEREMAT n. v.  
Tél. 32 51 30 44 25  
Fax 32 51 31 43 03

**CROATIE / CROATIA**

DAMAT D.O.O.  
Tél. +385 1 383 05 32  
Fax +385 1 383 05 36

**DANEMARK / DENMARK**

AJOS MATERIEL (GME)  
Tél. +45 70 25 61 61  
Fax +45 70 25 61 62

**ESPAGNE / SPAIN**

IBERGRUAS (Direction)  
Tél. +34 91 377 54 16  
Fax +34 91 367 44 44

IBERGRUAS  
(Commercial + SAV)  
Tél. +34 949 27 13 66  
Fax +34 949 27 13 87

**FINLANDE / FINLAND**

RAMI-CRANES OY.  
Tél. +9 41 74 22 00  
Fax +9 351 53 23

**FRANCE**

POTAIN (Siège social /  
Headquarters)  
Tél. (+33) 04 72 18 20 20  
Fax (+33) 04 72 18 20 00

POTAIN (Direction  
Commerciale EMEA)  
Tél. (+33) 04 72 18 21 15  
Fax (+33) 04 72 18 20 00

POTAIN LOCATION  
Tél. (+33) 01 60 85 53 02  
Fax (+33) 01 60 85 53 10

**GRANDE-BRETAGNE /  
GREAT BRITAIN**

MANITOWOC POTAIN UK LTD  
Tél. +44 1 895 43 00 53  
Fax +44 1 895 45 95 00

**GRECE / GRECE**

ADAMAKOS Ltd  
Tél. 30 210 55 50 100  
Fax 30 210 55 50 119

**HONGRIE / HUNGARY**

POTAIN HUNGARIA KFT  
Tél/Fax +36 1 339 86 22

**IRLANDE / IRELAND**

POTAIN IRE LTD  
Tél. +353 1 8251 644  
Fax +353 1 8251 902

**ITALIE / ITALY**

POTAIN ITALIA  
Tél. +39 0331 49 33 11  
Fax +39 0331 49 33 30

**LUXEMBOURG**

MATERIEL ELWE SERVICE  
SARL  
Tél. +352 43 83 02  
Fax +352 42 20 62

**MALTE**

SR SERVICES  
Tél. 356 21 33 11 36  
Fax 356 21 34 15 95

**NORVEGE / NORWAY**

KRANOR AS  
Tél. +47 31 29 78 00  
Fax +47 31 29 78 09

**PAYS-BAS / NETHERLANDS**

NIBM (Direction/Commercial/  
SAV)  
Tél. +31 464 753 377  
Fax +31 464 748 562

NIBM (PR)  
Tél. +31 18 230 21 80  
Fax +31 18 230 21 80

**POLOGNE / POLAND**

POTAIN POLSKA  
Tél. +48 22 843 38 24  
Fax +48 22 843 34 71

**PORTUGAL / PORTUGAL**

POTAIN PORTUGAL  
EQUIPAMENTOS  
PARA CONSTRUÇÃO SA  
Tél. +351 22 96 98 840  
Fax +351 22 96 98 848

POTAIN PORTUGAL  
Tél. 351 212 109 340  
Fax 351 212 109 349

**RÉPUBLIQUE TCHÈQUE /  
CZECH REPUBLIC**

POTAIN S.R.O.  
Tél. 420 317 78 93 13  
Fax 420 317 78 93 14

**SLOVAQUIE**

TERRASTROY  
Tél. 421 745 24 25 42  
Fax 421 745 24 31 24

**SLOVENIE / SLOVENIA**

B&L UTRIP  
Tél. 386 3 703 83 50  
Fax 386 3 5 702 126

**SUEDE / SWEDEN**

EUROPAKRANAR  
SVENSKA AB  
Tél. +46 31 99 60 80  
Fax +46 31 99 49 05

**SUISSE / SWITZERLAND**

STIRNIMANN AG  
Tél. +41 62 205 95 11  
Fax +41 62 205 95 15

**TURQUIE / TURKEY**

TEKNO INSAAT MAKINALARI  
Tél. 90 212 222 74 78  
Fax 90 212 222 74 82

**PROCHE  
ORIENT /  
MIDDLE  
EAST****EMIRATS / EMIRATES**

MANITOWOC CRANE GROUP  
Tél. +971 4 338 18 61  
Fax +971 4 338 23 43

NOUMAN FOUAD TRADING  
Tél. +971 2 673 07 78  
Fax +971 2 673 04 34

**IRAN**

SAFDAR SASSANI  
Tél. +98 21 670 61 15  
Fax +98 21 671 84 15

**ISRAEL**

COMASCO Ltd  
Tél. +972 3 922 57 61  
Fax +972 3 923 04 99

**LIBAN**

ZAHLAWI & DOUMIT  
Tél. 961 3 660 278  
Fax 961 4 910 233

**SYRIE / SYRIA**

SYRIA EQUIPMENT CO SA  
Tél 963 11 22 17 460  
Fax 963 11 22 17 461

## GENERAL INFORMATIONS

The documentation of the crane is composed of:

- a file comprising:
  - the **Erection Catalogue**, catalogue N° 1
  - the **Operating Instructions**, catalog N° 3
- a file comprising the **Spare Parts Catalogue**, catalogue N° 2.

This documentation must be constantly available on the crane at the place provided for this purpose (document case in the cab, in the control panel or in the tool box).

### 1. USING THE OPERATING INSTRUCTIONS (N° 2)

There are two types of parts lists:

- a parts list "**Assembly**" (for ex. hoist winch, slewing mechanism),
- a parts list "**Subassembly**" (for ex. hoist winch shaft, hoist drum).

#### 1. 1. EXAMPLE OF AN "ASSEMBLY" PARTS LIST

| REP | REFERENCE         | QTE | PRE | S | DESIGNATION                   | BEZEICHNUNG       | DESCRIPTION         |
|-----|-------------------|-----|-----|---|-------------------------------|-------------------|---------------------|
|     | <b>Q-80384-22</b> |     | -   |   | <b>TREUIL 55LTV20 COMPLET</b> | <b>SEILWINDE</b>  | <b>WINCH</b>        |
| 001 | 02R-1000-001-0    | 1   | -   |   | CAPOTAGE ET SUPPORT CENTR     | VERKLEIDUNG       | COWLING             |
| 002 | 02R-0150-003-0/AT | 1   | -   |   | MOTEUR-CG 1V 0,55KW IP55      | KAFIGLAEUFERMOTOR | SQUIRREL CAGE MOTOR |
| 003 | 02R-0010-001-0    | 1   | -   |   | CABLERIE 55 LTV               | KABEL             | CABLES              |
| 004 | 02R-0320-001-0    | 1   | -   |   | CHASSIS-TREUIL EQUIPE         | TRIEBWERKSRAHMEN  | WINCH FRAME         |
| 005 | 02R-0160-002-0    | 1   | -   |   | REDUCTEUR DIFFERENTIEL        | UNTERSETZUNG      | REDUCER             |
| 006 | 02R-0190-002-0    | 1   | -   |   | SUPPORT FIN DE COURSE EQU     | TRAGSTUECK        | SUPPORT             |
| 007 | 02R-0191-002-0    | 1   | -   |   | FIN-COURSE POT+POT R960       | ENDSCHALTER       | LIMIT SWITCH        |
| 008 | 02R-0130-002-0    | 1   | -   |   | TAMBOUR-LEVAGE EQUIPE         | HUBTROMMEL        | HOIST DRUM          |
| 009 | 02R-0150-002-0    | 1   | -   |   | MOTEUR-CG 3V40/40/40KWSF*     | KAFIGLAEUFERMOTOR | SQUIRREL CAGE MOTOR |
| 010 | 02R-1400-001-0    | 1   | -   |   | VENTILATEUR CENTRIFUGE        | VENTILATOR        | FAN                 |
| 011 | 02R-0210-001-0    | 1   | -   |   | ENSEMBLE FREINAGE MOTEUR      | BREMSE            | BRAKE               |
| 012 | 02R-0340-001-0    | 1   | -   |   | DYNAMO TACHYMETRIQUE EQUI     | LICHTMASCHINE     | DYNAMO              |
| 013 | 02R-0500-001-0/BE | 1   | -   |   | CENTRALE HYD DEFREINAGE       | HYDRAULIKGRUPPE   | HYDRAULIC UNIT      |
| 014 | 02R-0600-001-0    | 1   | -   |   | TUYAUTERIE DEFREINAGE         | ROHRLEITUNG       | PIPELINE            |
| 015 | 02R-0510-001-0    | 1   | -   |   | POMPE-HYDR MANUELLE EQUIP     | HYDRAULIKPUMPE    | HYDRAULIC PUMP      |
| 016 | 02R-1900-001-0    | 1   | -   | T | OPTION MAINTENAN 55/80LTV     | SONDERZUBEHOER    | OPTION              |

**1. 2. EXAMPLE OF A "SUBASSEMBLY" PARTS LIST**

| REP | REFERENCE         | QTE | PRE   | S | DESIGNATION                      | BEZEICHNUNG               | DESCRIPTION                |
|-----|-------------------|-----|-------|---|----------------------------------|---------------------------|----------------------------|
|     | <b>Z-13439-35</b> |     | -     |   | <b>MOTEUR-CG 3V40/40/40KWSF*</b> | <b>KAEIFGLAEUFERMOTOR</b> | <b>SQUIRREL CAGE MOTOR</b> |
| 01  | B-00362-72        | 1   | -     |   | ANNEAU-D'ARRET 140 I             | SICHERHEITSRING           | LOCKING RING               |
| 02  | H-63384-39        | 1   | -     |   | RONDELLE D'APP.140X81X8          | SCHEIBE                   | WASHER                     |
| 03  | T-06396-93        | 2   | 1 - 3 |   | ROULEMENT 6313 2RS C3            | WAEZLAGER                 | BEARING                    |
| 04  | W-82384-82        | 1   | -     |   | PALIER AR.EQUIPE 55 CH           | LAGER                     | BEARING                    |
| 05  | C-64384-38        | 2   | 2 - 1 |   | PLAQUETTE DE FREIN EQUIPE        | PLATTE                    | PLATE                      |
| 06  | D-63384-35        | 1   | -     |   | PALIER ARRIERE USINE 55CH        | LAGER                     | BEARING                    |
| 07  | A-64384-36        | 4   | -     |   | NOYAU POUR PLAQUETTE 55CH        | KERN                      | CORE                       |
| 08  | S-00345-62        | 4   | -     |   | ECROU-SECUR M16X200 CL8          | SICHERHEITSMUTTER         | SAFETY NUT                 |
| 09  | Q-23277-29        | 4   | -     |   | GOUJON M16 85/38 I24             | STEBOLZEN                 | STUD                       |
| 10  | W-01349-61        | 1   | -     |   | RONDELLE-ELAST 119X139X5         | FEDERRING                 | SPRING WASHER              |
| 11  | J-81384-43        | 1   | -     |   | PALIER                           | LAGER                     | BEARING                    |
| 12  | U-00350-01        | 12  | -     |   | RONDELLE M 6 N                   | SCHEIBE                   | WASHER                     |
| 13  | W-00283-33        | 4   | -     |   | VIS H M6X30 CLASSE 56            | SCHRAUBE                  | SCREW                      |
| 14  | H-01329-70        | 4   | -     |   | VIS CHC M8X60 CL8.8              | SCHRAUBE                  | SCREW                      |
| 15  | E-01414-31        | 1   | -     |   | PRESSE-ETOUPE LAITON 11          | STOPFBUECHSE              | PACKING GLAND              |
| 16  | H-01414-34        | 3   | -     |   | PRESSE-ETOUPE LAITON 21          | STOPFBUECHSE              | PACKING GLAND              |

**1. 3. EXPLANATIONS**

**Column A:** Marks in the figure.

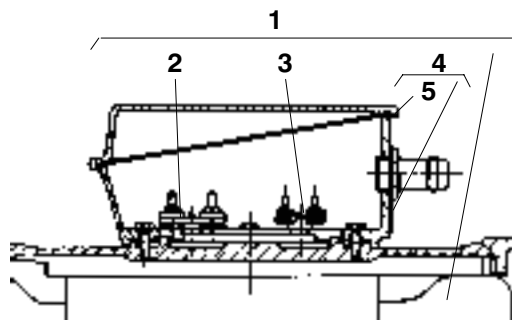
**Column B:** *For a parts list "Assembly":* various subassemblies constitute the assembly.

*For a parts list "Subassembly":* components constituting the subassembly. Each time the component of an assembly is referenced, the code number of the component (indicated in column "REFERENCE") will be staggered with regard to the assembly:

XXXXX-XX (A) Part C belongs to part B which in turn is included in the  
 XXXXX-XX (B) assembly A.  
 XXXXX-XX (C)

In case of several parts with accessories having the same reference, the quantity shown for their components corresponds to one single part with accessories:

Example:





| REP | REFERENCE         | QTE | PRE          | S | DESIGNATION                      | BEZEICHNUNG               | DESCRIPTION                |
|-----|-------------------|-----|--------------|---|----------------------------------|---------------------------|----------------------------|
|     | <b>U-14439-58</b> |     | <b>1 - 3</b> |   | <b>MOTEUR-CG 3V3,7/11/14,5KW</b> | <b>KAEFIGLAEUFERMOTOR</b> | <b>SQUIRREL CAGE MOTOR</b> |
| 001 | H-73517-04        | 1   | 1 - 2        |   | STATOR 3V 3,7/11/14,5 KW         | STATOR                    | STATOR                     |
| 002 | Q-16517-13        | 1   | -            |   | PLAQUE-A-BORNES                  | KLEMMENBRETT              | TERMINAL STRIP             |
| 003 | S-73517-13        | 1   | -            |   | PLAQUE-A-BORNES                  | KLEMMENBRETT              | TERMINAL STRIP             |
| 004 | R-73517-12        | 1   | -            |   | BOITE-A-BORNES COMPLETE          | KLEMMENKASTEN             | TERMINAL BOX               |
| 005 | P-17517-39        | 1   | -            |   | COUVERCLE BOITE-A-BORNES         | DECKEL                    | COVER PLATE                |
| 006 | G-73517-03        | 1   | -            |   | FLASQUE-BRIDE                    | FLANSCH                   | FLANGE                     |

**Column C:** Quantity - The number indicates the quantity for the subassembly and not for the complete crane.

**Column D:** Parts to be recommended in order to carry out preventive maintenance. Number and type of emergency (1 - 2 or 3).

**Column E:** Symbols:

- A-AA Parts not marked in the plan
- B-BA Parts out of the assembly; to be ordered separately
- C-CA Component of which the quantity is indicated in liters
- D-DA Part not stocked (delay in supply)
- E-EA Erection difficulties (welding.....)
- F-FA Part not supplied as a spare part; to be ordered directly from the supplier
- G-GA Absolutely necessary for erecting - see Operating Instructions
- HA-ES Standard repair
- JA Supplied in batches of 47 parts
- K-KA Component of which quantity is indicated in kg
- L-LA Component of which quantity is indicated in m
- M-MA Multisuppliers
- N-NA Part not kept in stock - see details
- P-PA Serial number plating
- Q-QA Supplied in batches of 80 parts
- R-RA Reference to another page
- S-SA Part not supplied (see corresponding assembly)
- T-TA Optional feature
- U-UA Supplied in batches of 2 parts
- V-VA Supplied in batches of 3 parts
- W-WA Supplied in batches of 4 parts
- WB Supplied in batches of 6 parts
- WF Supplied in batches of 10 parts
- X-XA Supplied in batches of 72 parts
- Y-YA Supplied in batches of 36 parts
- Z-ZA Supplied in batches of 48 parts

**Column F:** French designation.

**Columns G and H:** Designations for the various languages.

Your document consists of two sections separated by two dividers. Each section deals with several functions.

Therefore, it is essential to refer to the summary specific to this crane and to the table "Determination of the groups" in order to choose the desired group: 01R, 02R, 03R, etc...

Afterwards, refer to the first page of this group. This page is the content of the assembly, it indicates all the subassemblies (pages composing the assembly).

Then you refer to the chosen subassembly. They are arranged in ascending order (for ex. 02R-0100-001-0, 02R-0200-001-0, 02R-0210-001-0, 02R-0210-001-1...).

## 2. INSTRUCTIONS FOR ORDERING

When ordering spare parts, it is necessary to indicate:

- the crane type,
- the crane number,
- the quantity, designation and reference of the parts to be ordered.

**Attention:** It is essential to take account of the symbol in column S.

**You have chosen a first-class crane. The better you look after it, the longer it will last. So only use genuine spare parts:**

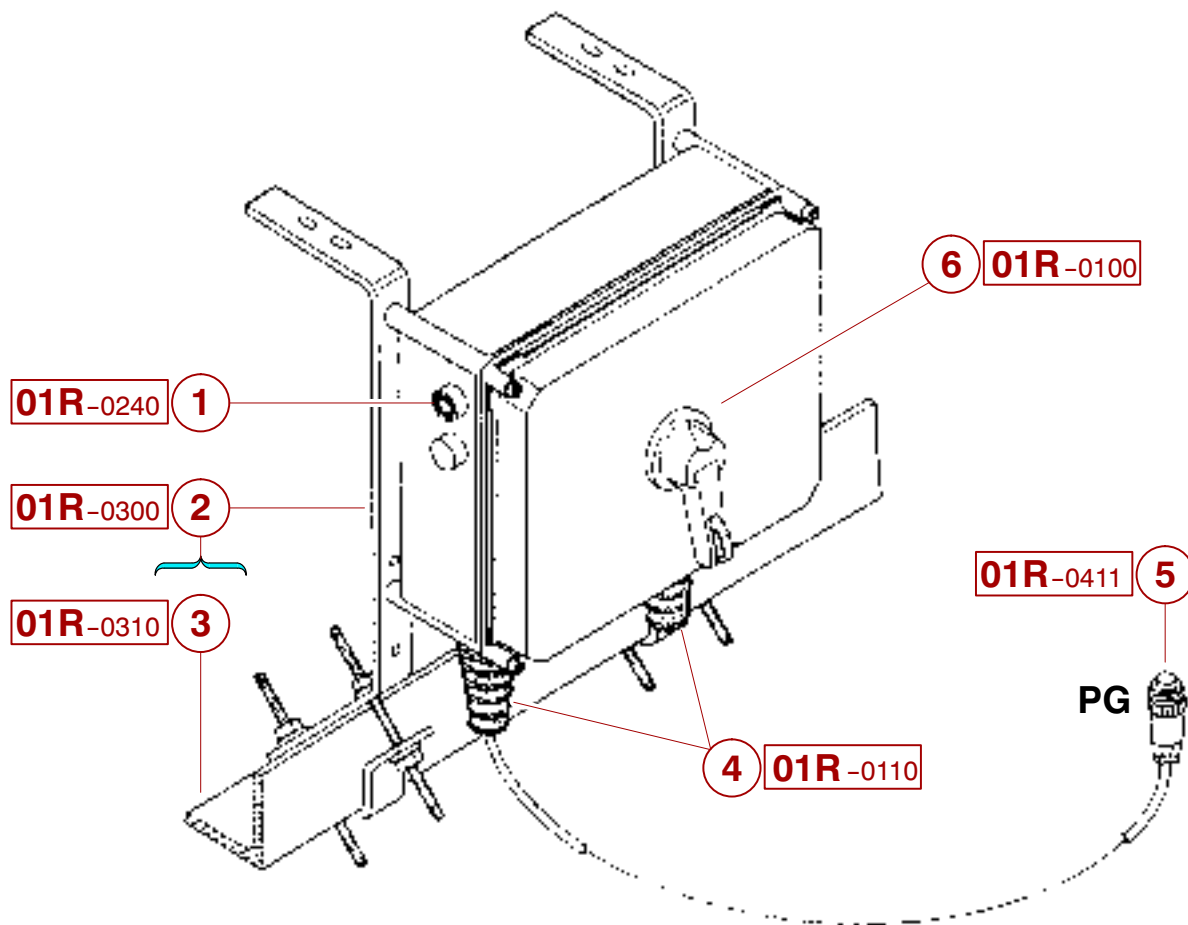
- **So you will be juridically protected.**
- **You will take advantages of the quality, the After-Sales Service and the know-how of the manufacturer.**

Ever anxious to develop and improve constantly their machines, the manufacturer reserves the right to carry out in the course of series production, without prior notice, any modification deemed advisable to the parts described in this catalogue.

We thank you in advance to observe this procedure.

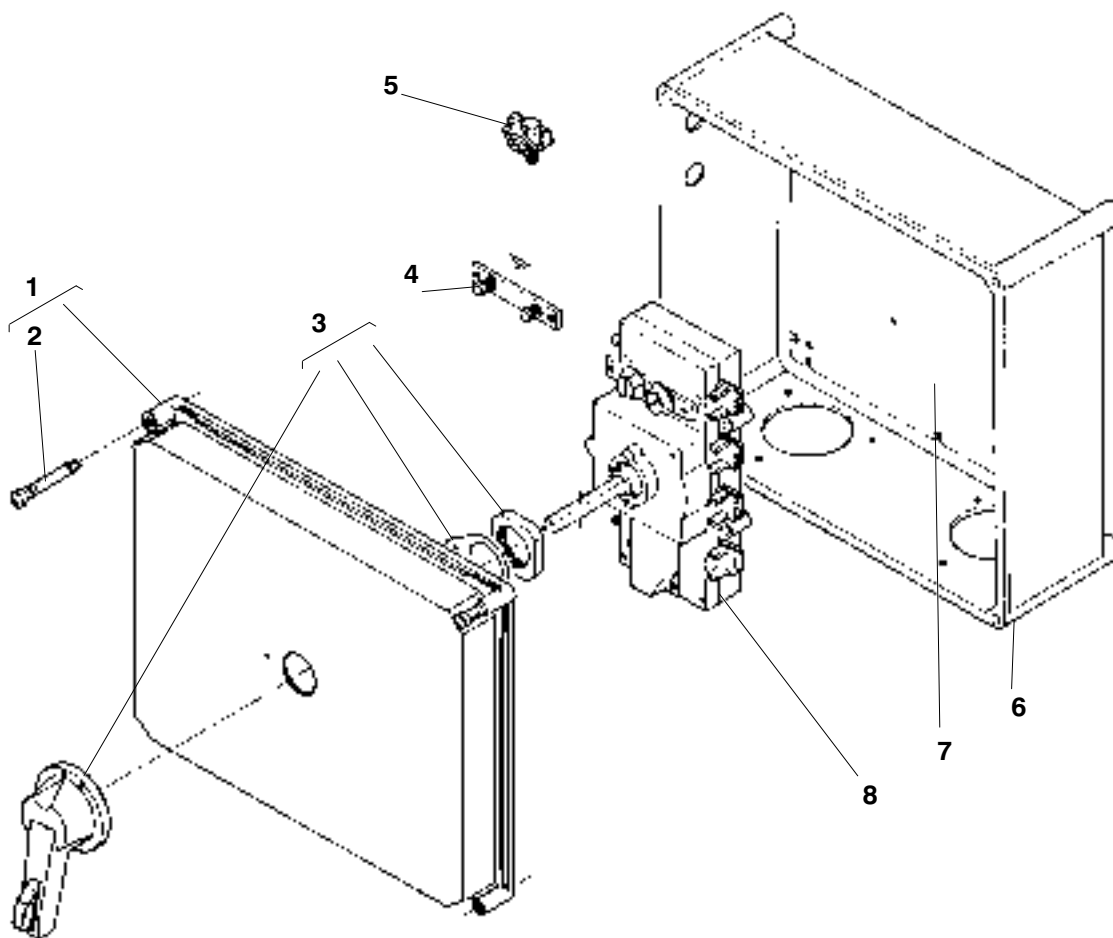
**DETERMINATION OF THE GROUPS  
SPARE-PARTS CATALOGUE (N° 2)****MECHANISMS****STEEL STRUCTURE**

|                               |   |
|-------------------------------|---|
| 01R - POWER SUPPLY            |   |
| 02R - HOIST WINCH             | 52R - CHASSIS CONNECTION                  |
| 03R - SLEWING MECHANISM       | 53R - FIXING ANGLES                       |
| 04R - TROLLEY WINCH           | 54R - PORTAL BASE                         |
| 05R - TRAVELLING GEAR         | 55R - STATIC CHASSIS                      |
| 06R - AUXILIARY WINCH         | 58R - CRANE TOWER                         |
| 07R - JIB RETAINING WINCH     | 60R - TOWERHEAD                           |
| 08R - CAB                     | 61R - CATHEAD                             |
| 09R - SAFETY DEVICES          | 62R - COUNTER-JIB                         |
| 10R - CABLE WINDER            | 63R - JIB                                 |
| 11R - ERECTION CONTROL UNIT   | 64R - TROLLEY                             |
| 12R - STATOR STARTER          | 65R - PULLEY BLOCK / HOOK                 |
| 13R - EXTENSION CABLE         | 66R - ROPES                               |
| 14R - SELF-PROPELLED AXLE     | 68R - ANCHORAGE TO BUILDING               |
| 15R - MAST EQUIPMENT          | 69R - ACCESSORIES FOR PUTTING<br>ON TRACK |
| 16R - GENERATING SET          | 70R - TRANSPORT                           |
| 17R - SUPPLEMENTS             | 72R - SET OF PLATES                       |
| 18R - PARTICULARS             | 73R - TOOL KIT                            |
| 19R - ACCESSORIES             | 74R - RAISING ASSEMBLY                    |
| 20R - CONTROL PANEL           | 75R - RAISING                             |
| 22R - GENERAL ELECTRIC WIRING | 76R - TELESCOPING                         |
| 23R - SPECIAL EXECUTION       |   |
| 25R - AUTOTRANSFORMER         |   |
| 27R - INTERFERENCE CONTROL    |   |
| 29R - HYDRAULIC-UNIT          |   |
| 30R - CYLINDER                |   |
| 31R - RADIO CONTROL           |   |
| 32R - TIRAX                   |   |



*Original parts or parts validated by POTAIN = SAFETY*

| REP | REFERENCE         | QTE      | QML | PRE | SY | DESIGNATION              | DESCRIPTION        |
|-----|-------------------|----------|-----|-----|----|--------------------------|--------------------|
|     | <b>W-61974-39</b> | <b>1</b> |     |     |    | <b>ALIMENTATION 160A</b> | <b>SUPPLY</b>      |
| 1   | 01R-0240-004-0    | 1        |     |     |    | ENSEMBLE BOUTON-POUSSOIR | ASSEMBLY           |
| 2   | 01R-0300-001-0    | 1        |     |     | BA | FIXATION PLAT SUPPORT    | BRACKET            |
| 3   | 01R-0310-001-0    | 1        |     |     | BA | SUPPORT                  | SUPPORT            |
| 4   | 01R-0110-009-0    | 1        |     |     |    | ACCESS COFFRET           | ACCESSORIES        |
| 5   | 01R-0411-042-0    | 1        |     |     |    | CABLE-ELEC               | ELECTRIC CABLE     |
| 6   | 01R-0100-003-0    | 1        |     |     | MA | COFFRET INTERRUPTEUR 160 | ELECTRICAL CABINET |
| 6   | 01R-0100-010-0    | 1        |     |     | MA | COFFRET INTERRUPTEUR 160 | ELECTRICAL CABINET |

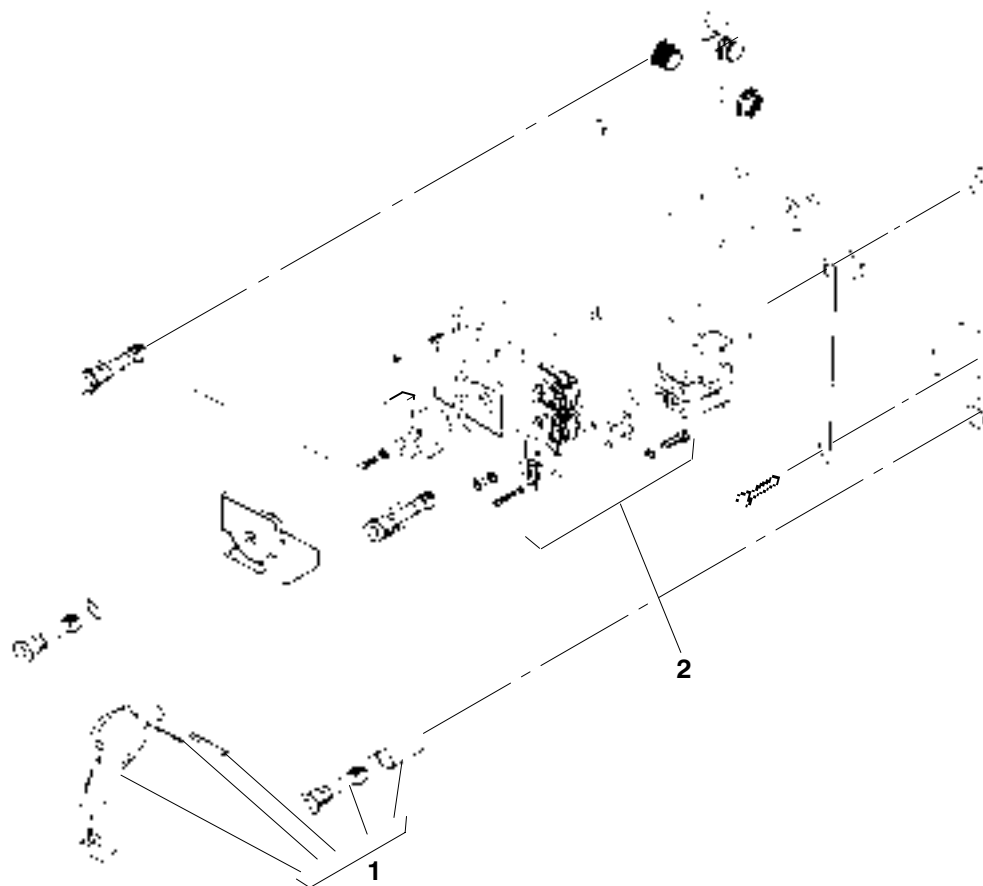


*Original parts or parts validated by POTAIN = SAFETY*

| REP | REFERENCE     | QTE | QML | PRE | SY | DESIGNATION | BEZEICHNUNG  | DESCRIPTION        |
|-----|---------------|-----|-----|-----|----|-------------|--------------|--------------------|
|     | C-18410-37/AC | 1   |     | 3   |    | COFFRET     | SCHALTKASTEN | ELECTRICAL CABINET |

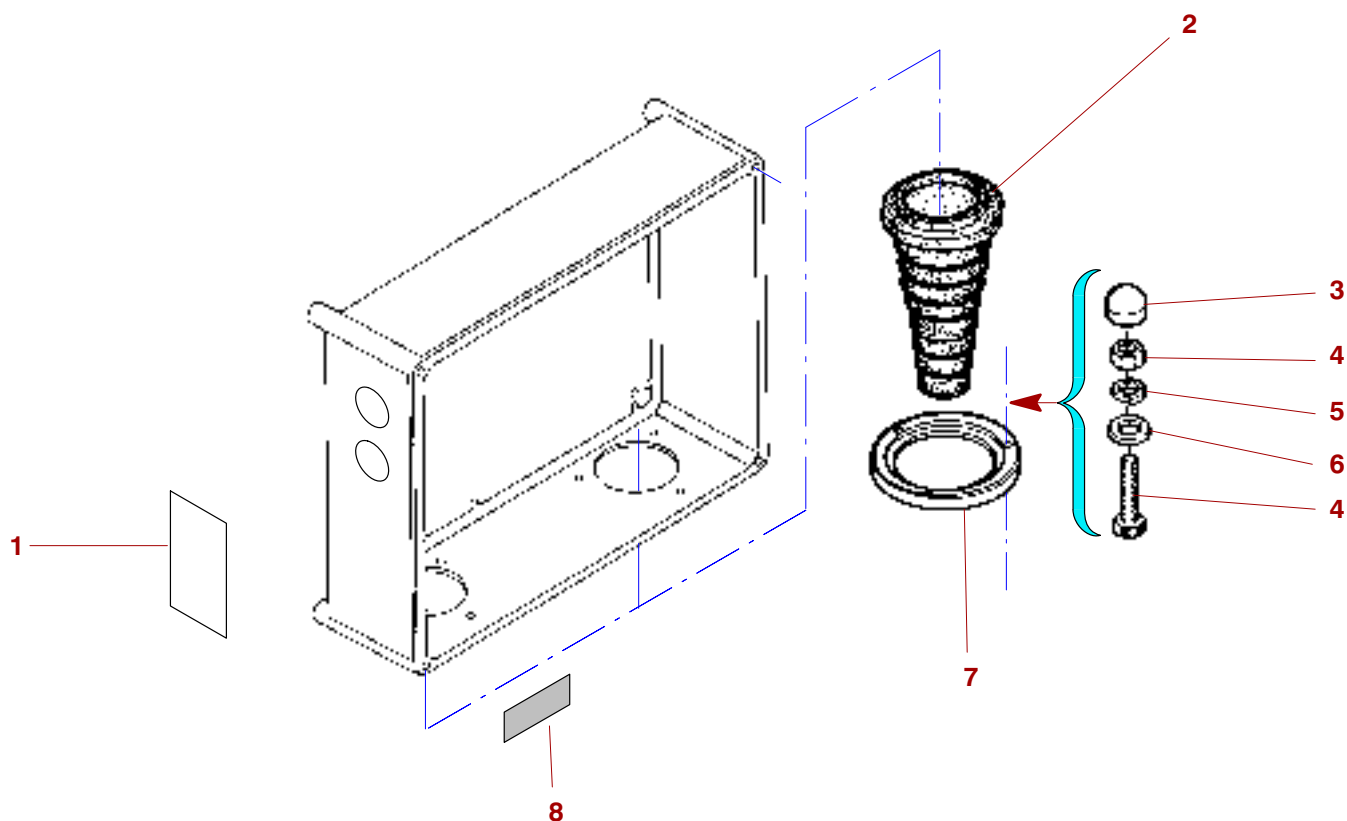
PIECES DE RECHANGE  
 ERSATZTEILE  
 SPARE PARTS

ALIMENTATION  
 SPEISUNG  
 SUPPLY



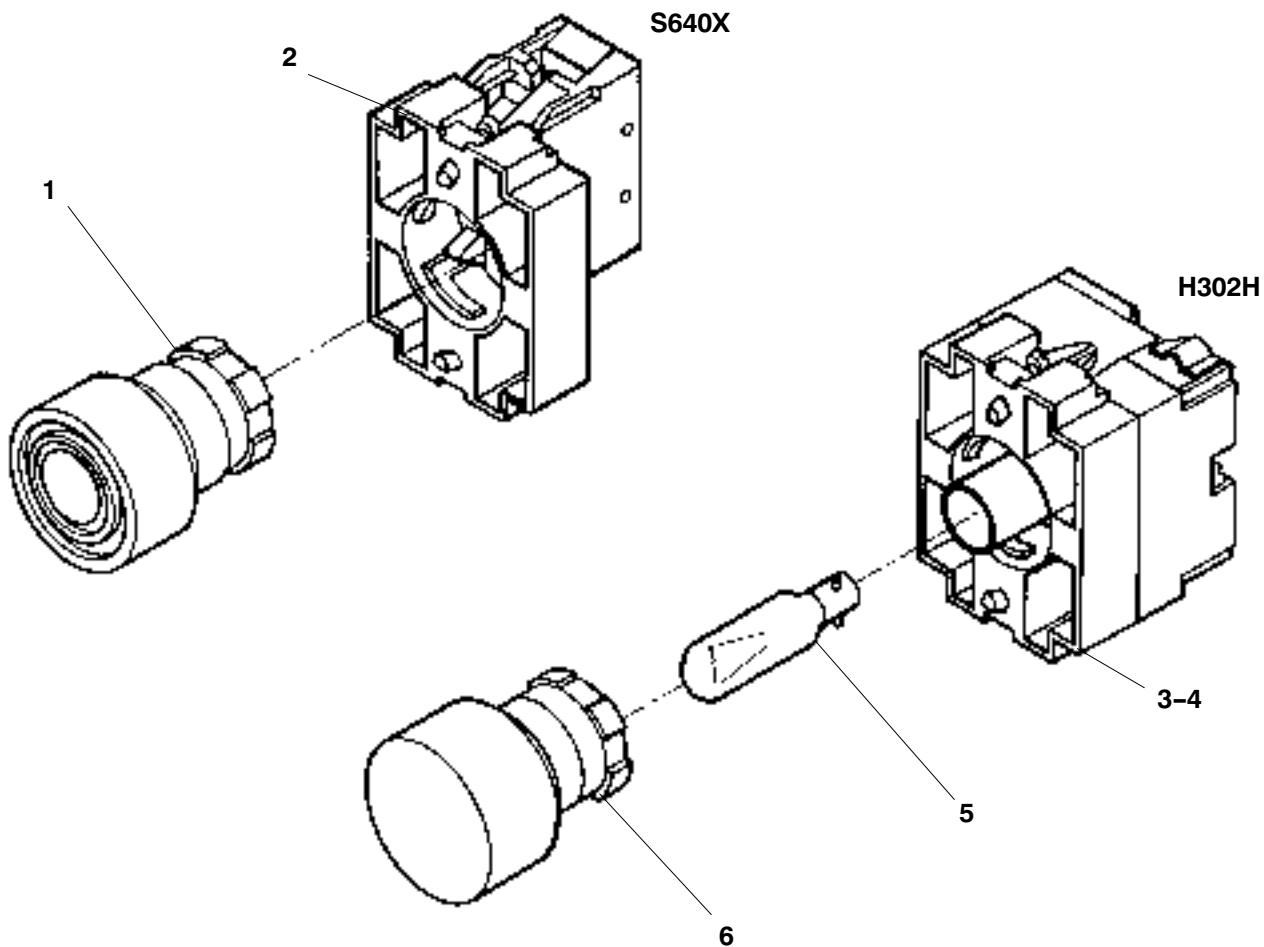
*Original parts or parts validated by POTAIN = SAFETY*

| REP | REFERENCE            | QTE      | QML | PRE      | SY | DESIGNATION    | BEZEICHNUNG         | DESCRIPTION               |
|-----|----------------------|----------|-----|----------|----|----------------|---------------------|---------------------------|
|     | <b>C-18410-37/AV</b> | <b>1</b> |     | <b>3</b> |    | <b>COFFRET</b> | <b>SCHALTKASTEN</b> | <b>ELECTRICAL CABINET</b> |
| 1   |                      | 1        |     | SA       |    | COUVERCLE      | DECKEL              | COVER PLATE               |
| 2   |                      | 1        |     | SA       |    | INTERRUPTEUR   | SCHALTER            | SWITCH                    |



*Original parts or parts validated by POTAIN = SAFETY*

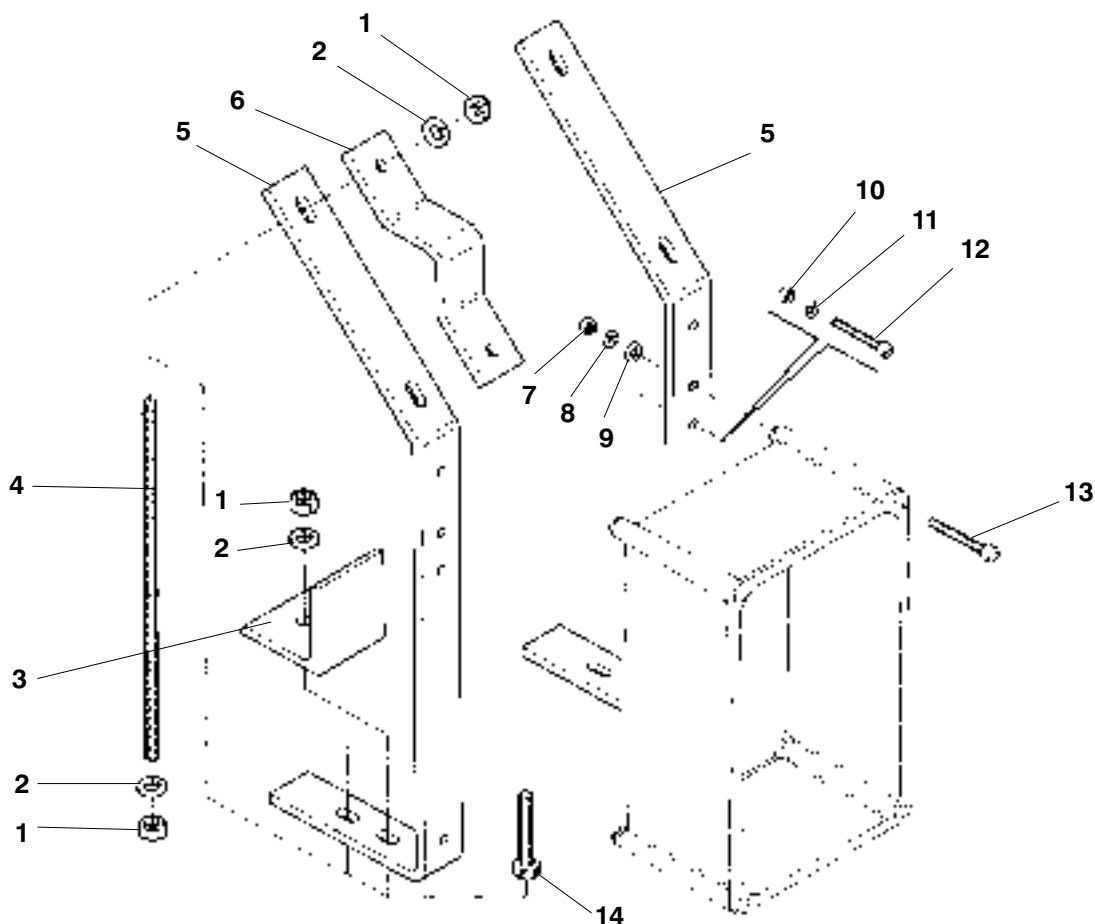
| REP | REFERENCE  | QTE      | QML | PRE | SY | DESIGNATION              | DESCRIPTION        |
|-----|------------|----------|-----|-----|----|--------------------------|--------------------|
|     |            | <b>1</b> |     |     |    | <b>ACCESS COFFRET</b>    | <b>ACCESSORIES</b> |
| 1   | J-96515-21 | 1        |     |     |    | SIGNAL GIROQUETTE        | SIGNAL             |
| 2   | J-28414-51 | 2        |     |     |    | MANCHON-CAOUTCHOUC DROIT | RUBBER SLEEVE      |
| 3   | T-18374-87 | 6        |     |     |    | PROTECTEUR ECROU M6      | PROTECTOR          |
| 4   | A-00336-03 | 6        |     |     |    | BOULON H M6X30 CL5-6     | BOLT               |
| 5   | A-00347-07 | 6        |     |     |    | RONDELLE W6              | WASHER             |
| 6   | U-00350-01 | 6        |     |     |    | RONDELLE M 6 N           | WASHER             |
| 7   | E-20421-51 | 2        |     |     |    | SUPPORT MANCHON          | SUPPORT            |
| 8   | Q-18475-35 | 1        |     |     | AA | PLAQUE CODE SERIE        | PLATE              |
| 9   | P-95515-68 | 1        |     |     | AA | ADHESIF DANGER           | ADHESIVE           |



*Original parts or parts validated by POTAIN = SAFETY*

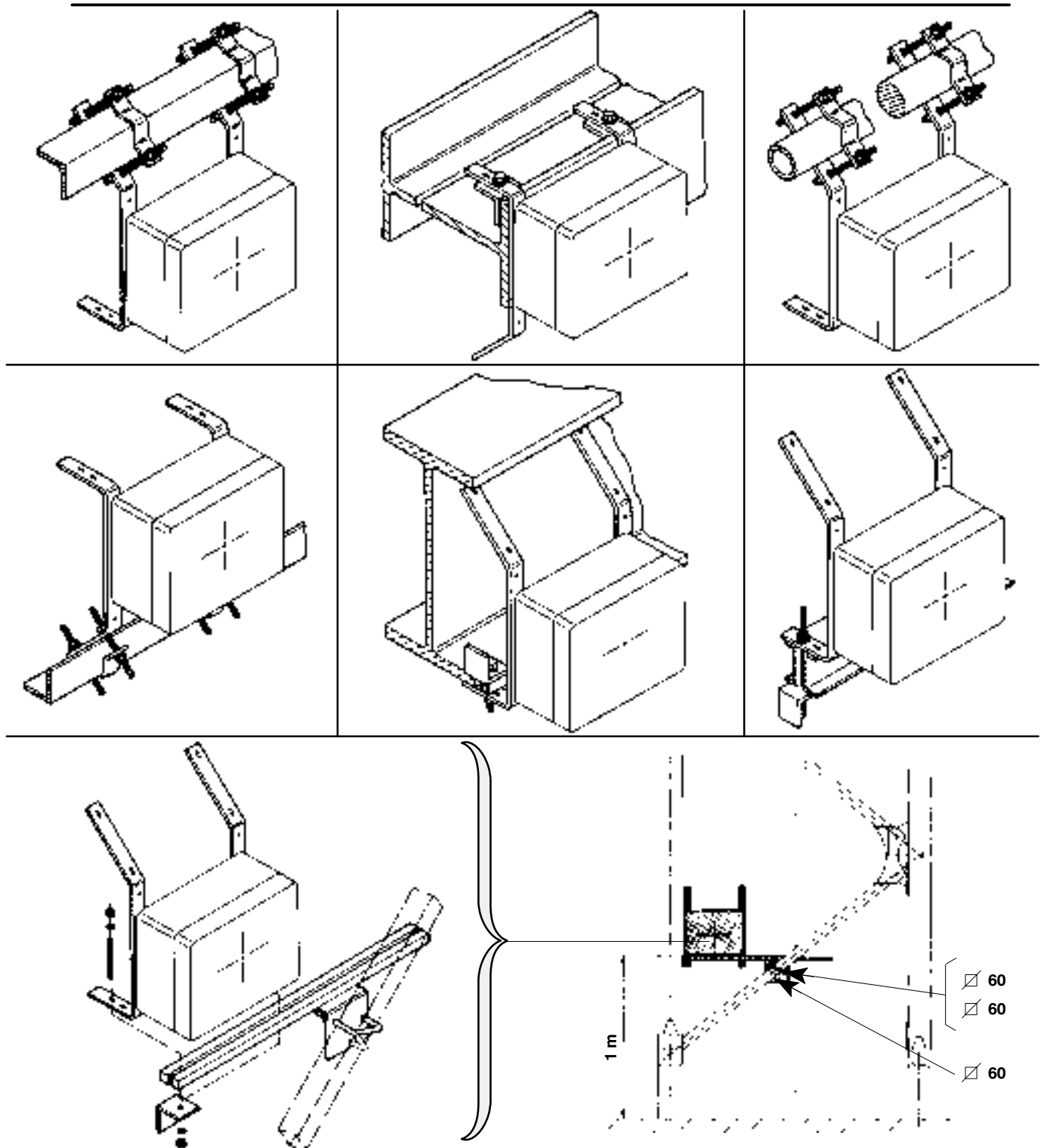
| REP | REFERENCE  | QTE      | QML | PRE | SY | DESIGNATION                     | DESCRIPTION     |
|-----|------------|----------|-----|-----|----|---------------------------------|-----------------|
|     |            | <b>1</b> |     |     |    | <b>ENSEMBLE BOUTON-POUSSOIR</b> | <b>ASSEMBLY</b> |
| 1   | T-56413-42 | 1        |     | 2   |    | TETE CAPUCHONNEE NOIR           | HEAD            |
| 2   | H-56413-55 | 1        |     | 2   |    | CORPS DE BOUTON 1" F"           | BODY            |
| 3   | K-56413-57 | 1        |     | 2   |    | CORPS VOYANT LUMI DIRECT        | BODY            |
| 4   | F-29406-01 | 1        |     | 1   |    | LIMITEUR SURTENSION 60V         | LIMITER         |
| 5   | R-02405-26 | 1        | 5   | 1   |    | LAMPE 48V 2,6W                  | BULB            |
| 6   | G-56413-54 | 1        |     | 2   |    | TETE VOYANT LUMIN JAUNE         | HEAD            |





*Original parts or parts validated by POTAIN = SAFETY*

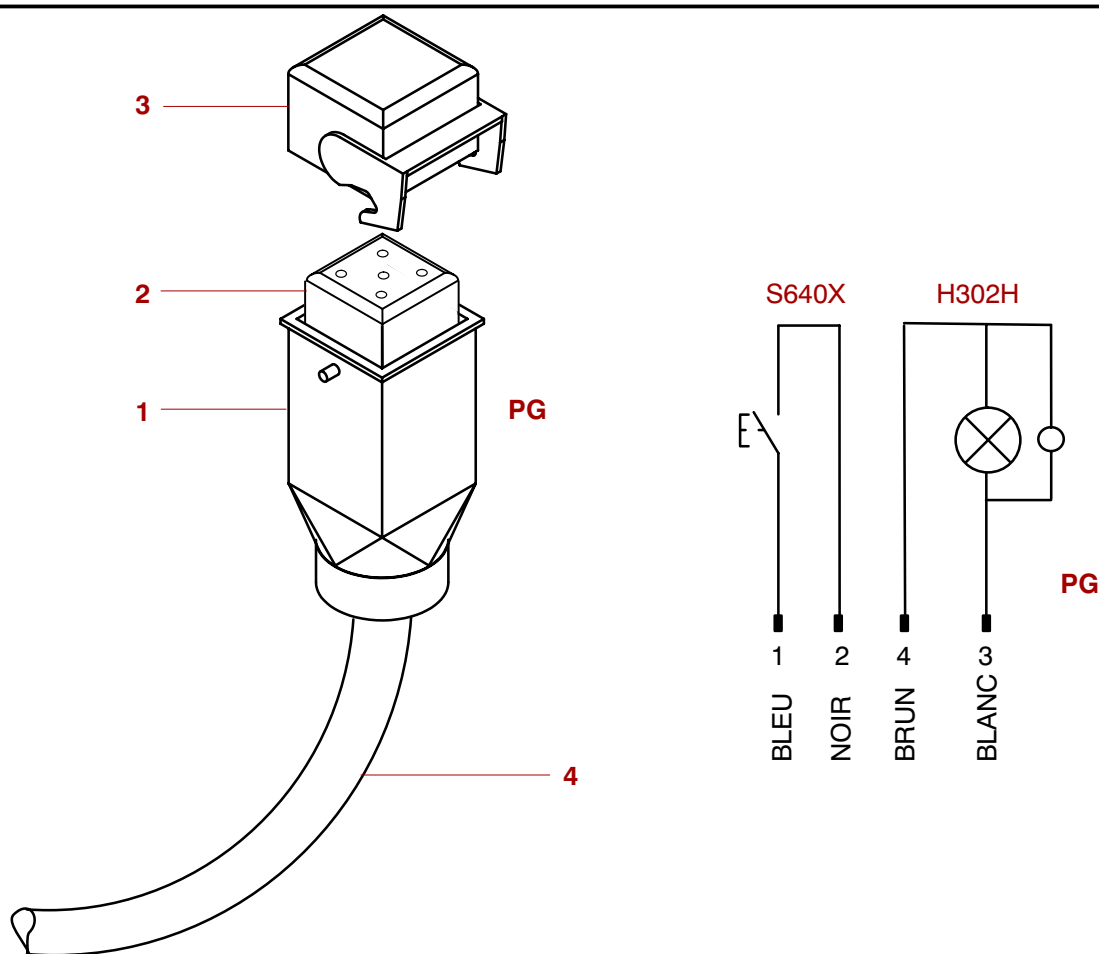
| REP | REFERENCE         | QTE      | QML | PRE | SY | DESIGNATION             | DESCRIPTION    |
|-----|-------------------|----------|-----|-----|----|-------------------------|----------------|
|     | <b>A-81110-42</b> | <b>1</b> |     |     |    | <b>FIXATION COFFRET</b> | <b>BRACKET</b> |
| 1   | M-00341-66        | 8        |     |     |    | ECROU H M10 CL5.6       | NUT            |
| 2   | W-00350-03        | 8        |     |     |    | RONDELLE M10 N          | WASHER         |
| 3   | L-21315-35        | 2        |     |     |    | L SERRAG                | L PIECE        |
| 4   | U-23277-10        | 4        |     |     |    | TIGE FILETEE M10 L320   | ROD            |
| 5   | Z-81110-41        | 2        |     |     |    | PLAT SUPPORT            | PLATE          |
| 6   | F-11267-75        | 2        |     |     |    | BRIDE-DE-SERRAGE        | CLAMP BRACKET  |
| 7   | C-00341-11        | 4        | 200 |     |    | ECROU H M6 CL 8.8       | NUT            |
| 8   | A-00347-07        | 4        |     |     |    | RONDELLE W6             | WASHER         |
| 9   | U-00350-01        | 4        |     |     |    | RONDELLE M 6 N          | WASHER         |
| 10  | Z-00341-08        | 4        |     |     |    | ECROU H M5 CL 5.6       | NUT            |
| 11  | Z-00347-06        | 4        |     |     |    | RONDELLE W5             | WASHER         |
| 12  | E-01325-30        | 4        |     |     |    | VIS C M5X35 CL5-6       | SCREW          |
| 13  | X-01325-01        | 4        | 200 |     |    | VIS CM M6X30 CL5-6      | SCREW          |
| 14  | W-00326-57        | 2        |     |     |    | VIS H M10X60 CL5-6      | SCREW          |



*Original parts or parts validated by POTAIN = SAFETY*

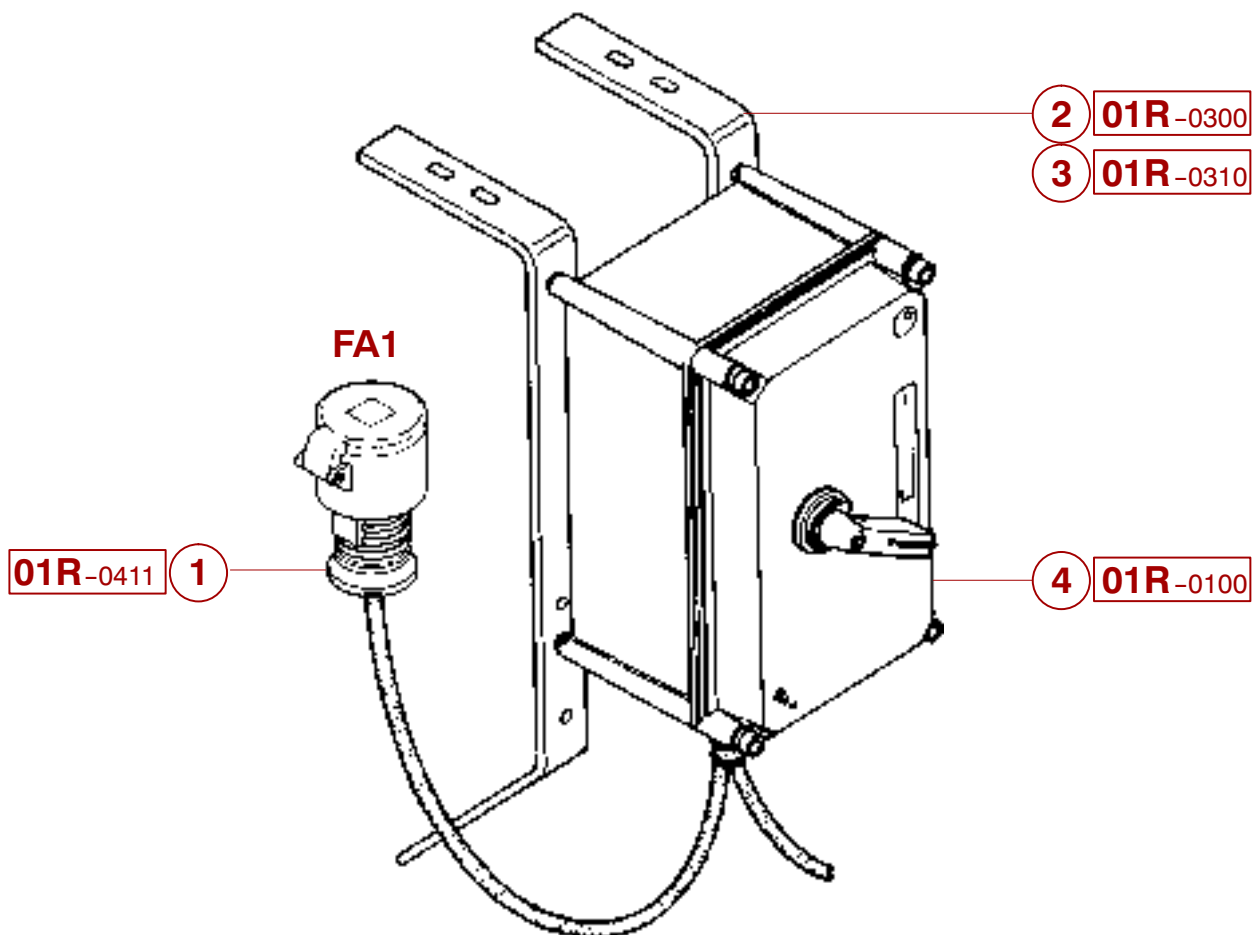
| REP | REFERENCE | QTE | QML | PRE | SY | DESIGNATION | DESCRIPTION |
|-----|-----------|-----|-----|-----|----|-------------|-------------|
|-----|-----------|-----|-----|-----|----|-------------|-------------|

|   |            |   |  |  |  |                             |                    |
|---|------------|---|--|--|--|-----------------------------|--------------------|
| 1 | A-81110-42 | 1 |  |  |  | SUPPORT<br>FIXATION COFFRET | SUPPORT<br>BRACKET |
|---|------------|---|--|--|--|-----------------------------|--------------------|



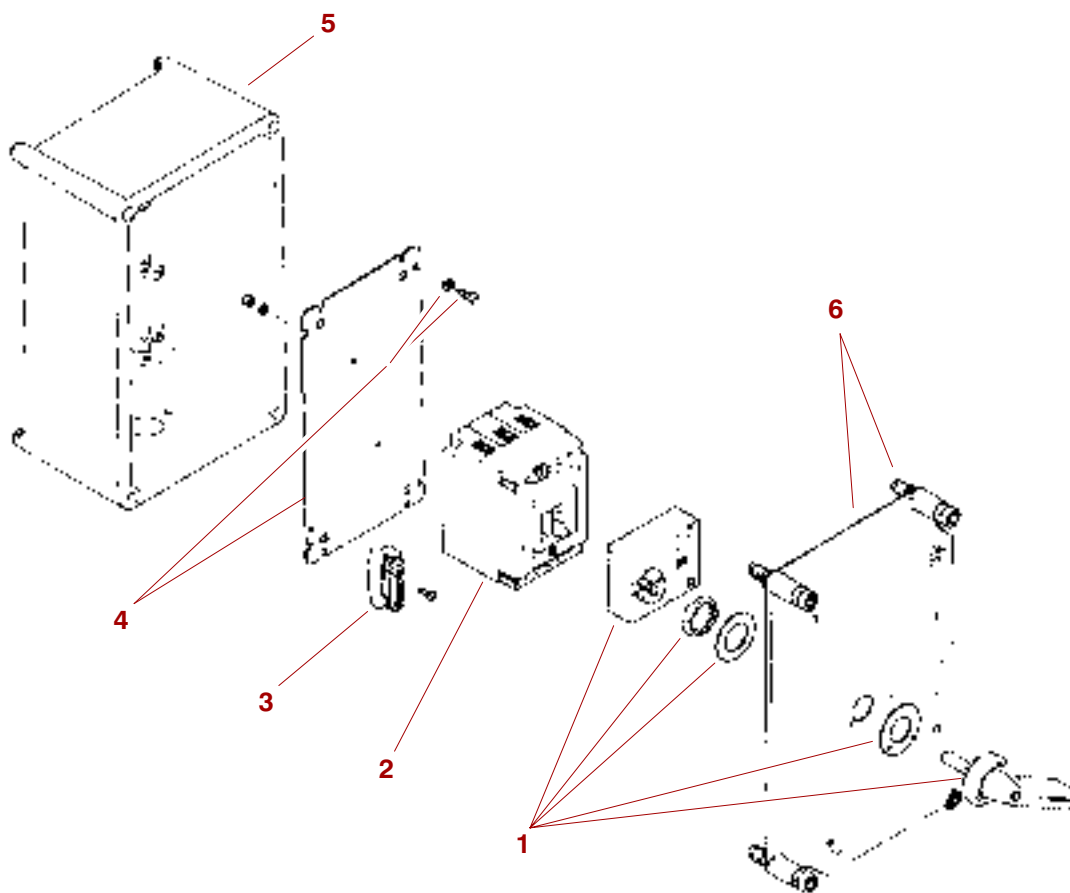
*Original parts or parts validated by POTAIN = SAFETY*

| REP | REFERENCE  | QTE      | QML | PRE | SY | DESIGNATION            | DESCRIPTION           |
|-----|------------|----------|-----|-----|----|------------------------|-----------------------|
|     |            | <b>1</b> |     |     |    | <b>CABLE-ELEC</b>      | <b>ELECTRIC CABLE</b> |
| 1   | U-62407-69 | 1        |     |     |    | CAPOT DROIT 4P+T       | COVER                 |
| 2   | Z-62407-73 | 1        |     | 2   |    | PRISE MALE 4P+T+JOINT  | CONNECTION            |
| 3   | F-62407-79 | 1        |     |     |    | COUVERCLE PRISES 4P+T  | COVER PLATE           |
| 4   | G-10045-08 | 0,50     |     |     | LA | CABLE U 750 CSV 30 4X1 | ROPE                  |



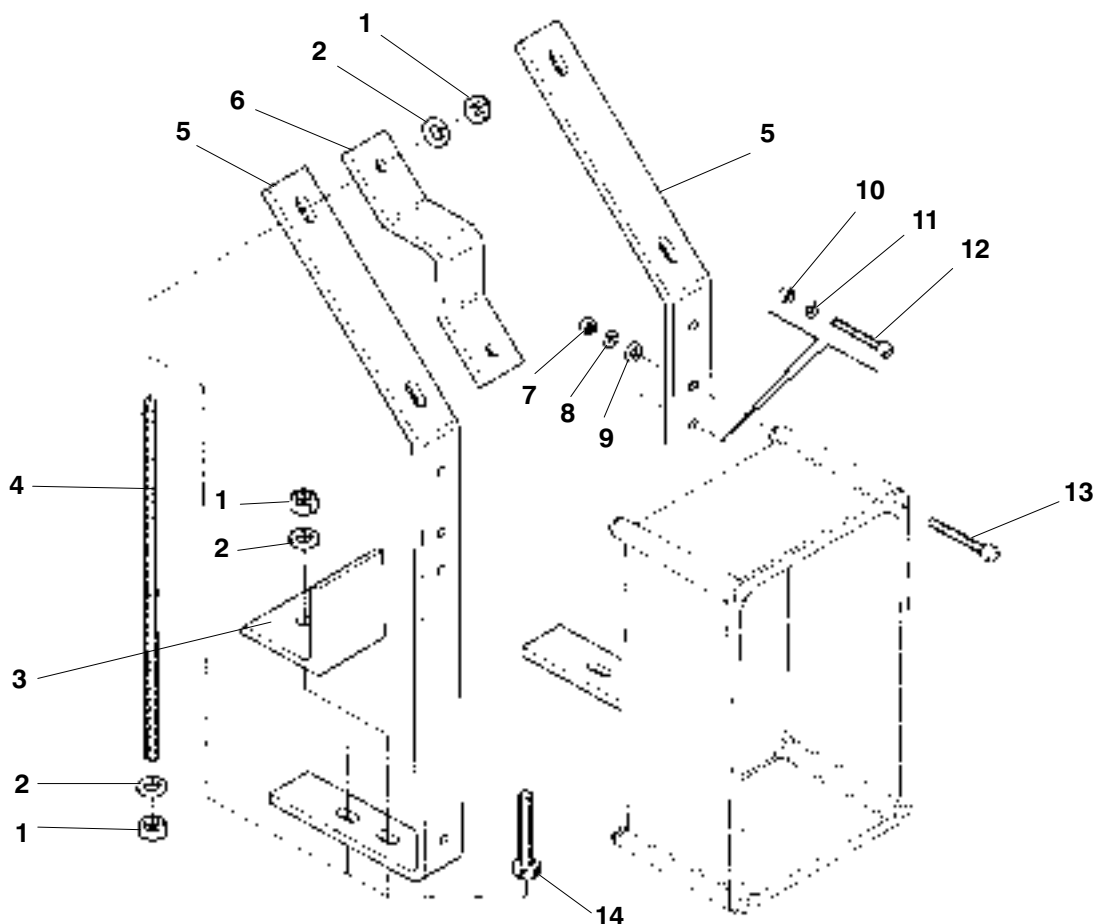
*Original parts or parts validated by POTAIN = SAFETY*

| REP | REFERENCE         | QTE      | QML | PRE | SY | DESIGNATION             | DESCRIPTION        |
|-----|-------------------|----------|-----|-----|----|-------------------------|--------------------|
|     | <b>H-64974-61</b> | <b>1</b> |     |     |    | <b>ALIMENTATION 25A</b> | <b>SUPPLY</b>      |
| 1   | 01R-0411-029-0    | 1        |     |     |    | CABLE ALIM DISJ. 25A    | ROPE               |
| 2   | 01R-0300-001-0    | 1        |     |     |    | FIXATION PLAT SUPPORT   | BRACKET            |
| 3   | 01R-0310-001-0    | 1        |     |     |    | SUPPORT                 | SUPPORT            |
| 4   | 01R-0100-045-0    | 1        |     |     |    | COFFRET DISJONCTEUR 25A | ELECTRICAL CABINET |



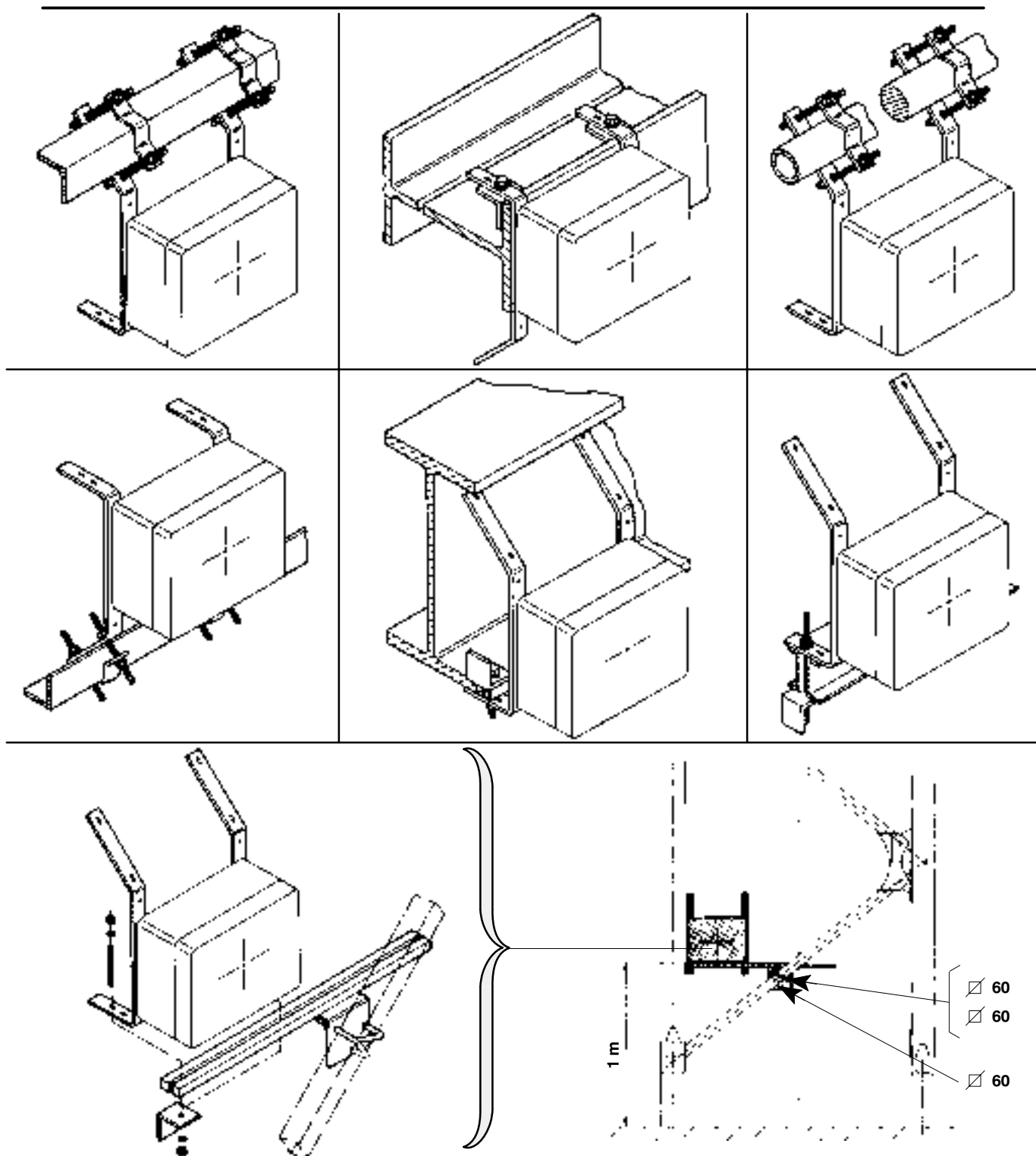
*Original parts or parts validated by POTAIN = SAFETY*

| REP | REFERENCE  | QTE | QML | PRE | SY | DESIGNATION                    | DESCRIPTION               |
|-----|------------|-----|-----|-----|----|--------------------------------|---------------------------|
|     |            | 1   |     | 3   |    | <b>COFFRET DISJONCTEUR 25A</b> | <b>ELECTRICAL CABINET</b> |
| 1   | S-61974-58 | 1   |     |     |    | POIGNEE DE COMMANDE EQ         | HANDLE                    |
| 2   | T-61974-59 | 1   |     | 3   |    | DISJONCTEUR GV2-RS             | AUTOM.CIRCUITBREAKER      |
| 3   | P-60974-97 | 1   |     |     |    | BORNE VIS 6MM PROTECT P8       | TERMINAL                  |
| 4   | L-01662-54 | 1   |     |     |    | PLAQUE DE MONTAGE              | PLATE                     |
| 5   |            |     |     |     |    | FOND DE COFFRET                | BOTTOM                    |
| 6   |            |     |     |     |    | COUVERCLE + VIS                | COVER PLATE               |



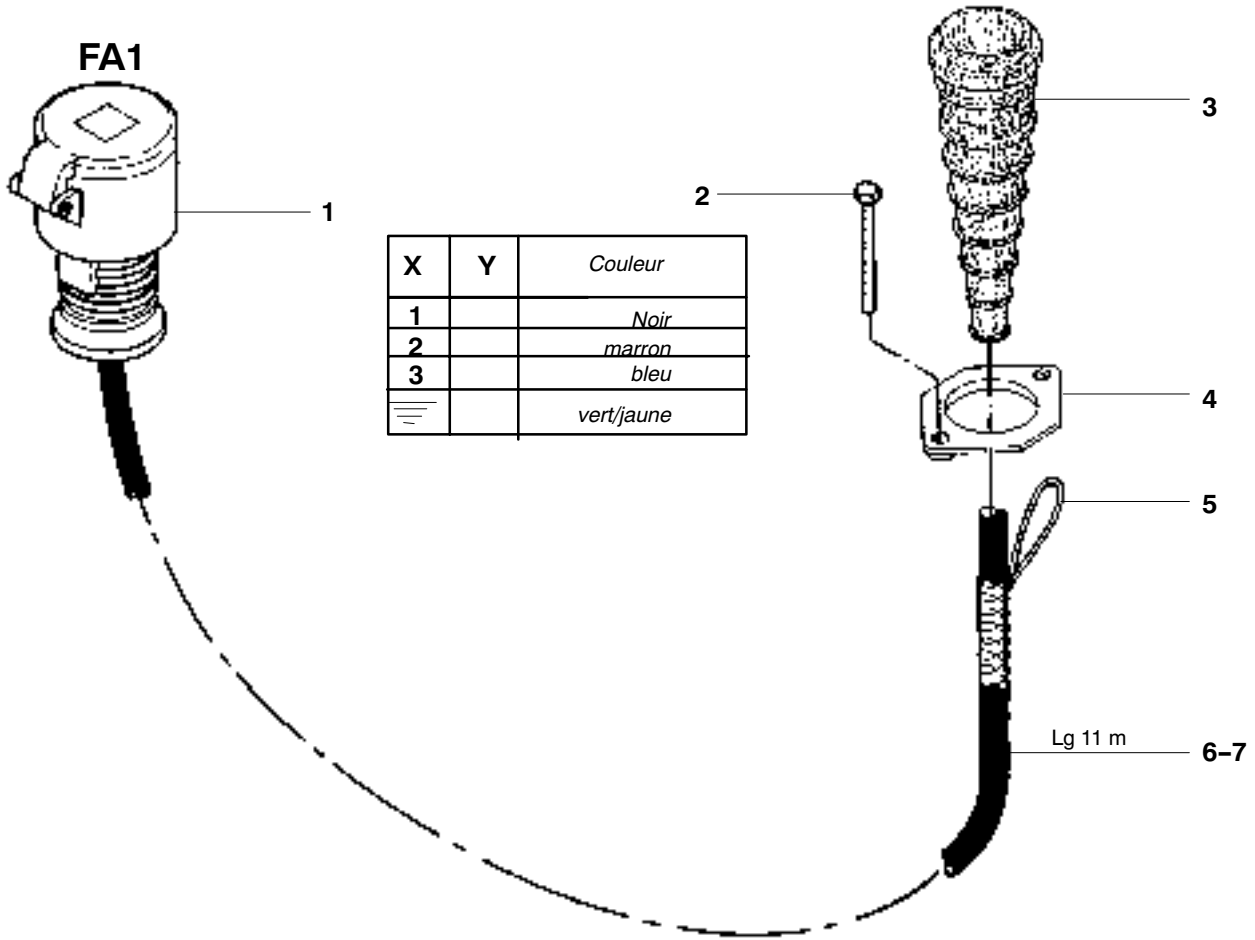
*Original parts or parts validated by POTAIN = SAFETY*

| REP | REFERENCE         | QTE      | QML | PRE | SY | DESIGNATION             | DESCRIPTION    |
|-----|-------------------|----------|-----|-----|----|-------------------------|----------------|
|     | <b>A-81110-42</b> | <b>1</b> |     |     |    | <b>FIXATION COFFRET</b> | <b>BRACKET</b> |
| 1   | M-00341-66        | 8        |     |     |    | ECROU H M10 CL5.6       | NUT            |
| 2   | W-00350-03        | 8        |     |     |    | RONDELLE M10 N          | WASHER         |
| 3   | L-21315-35        | 2        |     |     |    | L SERRAG                | L PIECE        |
| 4   | U-23277-10        | 4        |     |     |    | TIGE FILETEE M10 L320   | ROD            |
| 5   | Z-81110-41        | 2        |     |     |    | PLAT SUPPORT            | PLATE          |
| 6   | F-11267-75        | 2        |     |     |    | BRIDE-DE-SERRAGE        | CLAMP BRACKET  |
| 7   | C-00341-11        | 4        | 200 |     |    | ECROU H M6 CL 8.8       | NUT            |
| 8   | A-00347-07        | 4        |     |     |    | RONDELLE W6             | WASHER         |
| 9   | U-00350-01        | 4        |     |     |    | RONDELLE M 6 N          | WASHER         |
| 10  | Z-00341-08        | 4        |     |     |    | ECROU H M5 CL 5.6       | NUT            |
| 11  | Z-00347-06        | 4        |     |     |    | RONDELLE W5             | WASHER         |
| 12  | E-01325-30        | 4        |     |     |    | VIS C M5X35 CL5-6       | SCREW          |
| 13  | X-01325-01        | 4        | 200 |     |    | VIS CM M6X30 CL5-6      | SCREW          |
| 14  | W-00326-57        | 2        |     |     |    | VIS H M10X60 CL5-6      | SCREW          |



*Original parts or parts validated by POTAIN = SAFETY*

| REP | REFERENCE  | QTE | QML | PRE | SY | DESIGNATION                 | DESCRIPTION        |
|-----|------------|-----|-----|-----|----|-----------------------------|--------------------|
| 1   | A-81110-42 | 1   |     |     |    | SUPPORT<br>FIXATION COFFRET | SUPPORT<br>BRACKET |

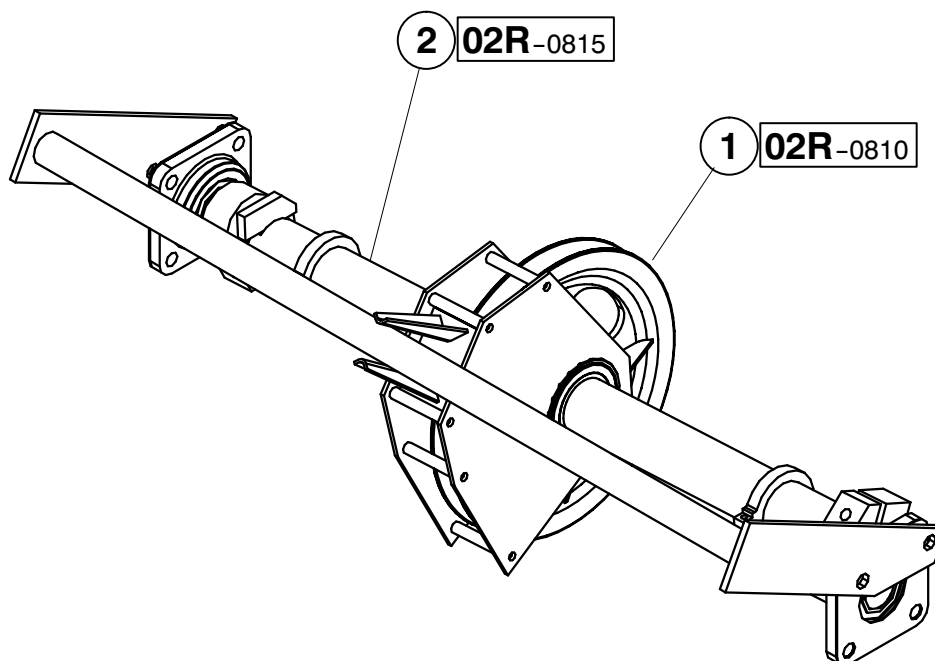


| X | Y | Couleur    |
|---|---|------------|
| 1 |   | Noir       |
| 2 |   | marron     |
| 3 |   | bleu       |
|   |   | vert/jaune |

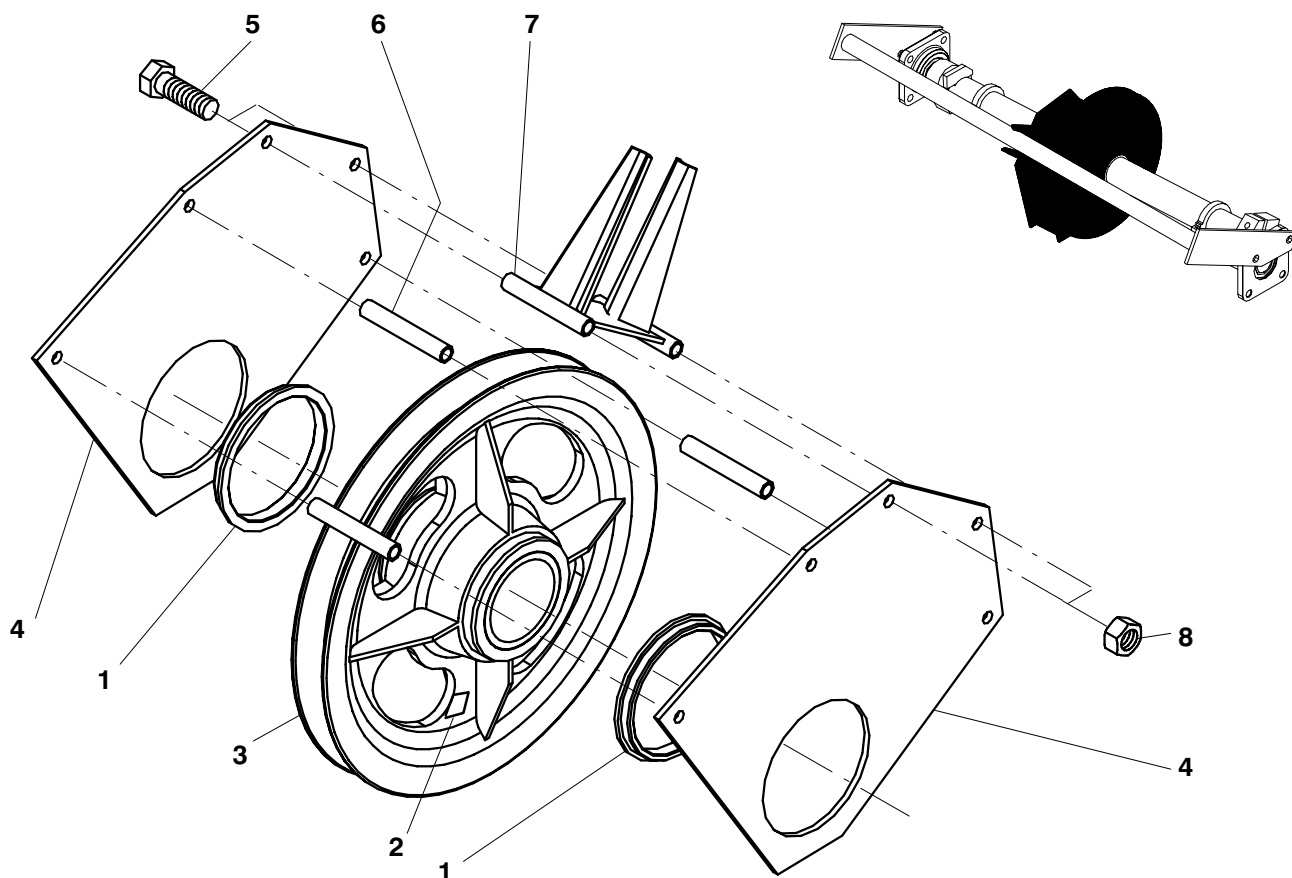
*Original parts or parts validated by POTAIN = SAFETY*

| REP | REFERENCE  | QTE | QML | PRE   | SY | DESIGNATION  | BEZEICHNUNG     | DESCRIPTION        |
|-----|------------|-----|-----|-------|----|--------------|-----------------|--------------------|
| -   |            |     |     |       |    | <b>CABLE</b> | <b>KABEL</b>    | <b>CABLE</b>       |
| 001 | E-02407-45 | 1   |     | 1 - 2 |    | CONNECTEUR   | STECKVERBINDUNG | CONNECTOR          |
| 002 | V-00283-32 | 2   |     | -     |    | VIS          | SCHRAUBE        | SCREW              |
| 003 | S-01373-49 | 1   |     | -     |    | MANCHON      | MUFFE           | SLEEVE             |
| 004 | Q-13282-41 | 1   |     | -     |    | BRIDE        | HALTEBUEGEL     | BRACKET            |
| 005 | X-01368-94 | 1   |     | -     |    | TIRE-CABLE   | KABELSTRUMPF    | CABLE PULLING GRIP |
| 006 | J-10045-10 | 11  |     | - L   |    | CABLE        | KABEL           | CABLE              |
| 007 | F-10409-16 | 3   |     | -     |    | COSSE        | KABELSCHUH      | CLAMP              |





| REP | REFERENCE         | QTE | PRE | S | DESIGNATION               | BEZEICHNUNG          | DESCRIPTION           |
|-----|-------------------|-----|-----|---|---------------------------|----------------------|-----------------------|
|     | <b>F-63384-60</b> |     | -   |   | <b>CORRECTEUR-D'ANGLE</b> | <b>SEILKORREKTOR</b> | <b>ROPE CORRECTOR</b> |
| 001 | 02R-0810-002-0    | 1   | -   |   | POULIE-BAL                | SEILFUHRUNGSROLLE    | FLEETING PULLEY       |
| 002 | 02R-0815-002-0    | 1   | -   |   | ARBRE                     | WELLE                | SHAFT                 |



| REP | REFERENCE  | QTE | PRE | S | DESIGNATION                  | BEZEICHNUNG              | DESCRIPTION            |
|-----|------------|-----|-----|---|------------------------------|--------------------------|------------------------|
| -   | -          | -   | -   | - | <b>POULIE BAL.D420 COMPL</b> | <b>SEILFUHRUNGSROLLE</b> | <b>FLEETING PULLEY</b> |
| 001 | N-53384-50 | 2   | -   | - | BAGUE GLISSEMENT             | BUCHSE                   | BUSHING                |
| 002 | H-48475-56 | 1   | -   | - | ADHESIF GRAISSAGE            | AUFKLEBER                | ADHESIVE               |
| 003 | E-02386-52 | 1   | -   | - | POULIE-BAL D420 BF R9,54     | SEILFUHRUNGSROLLE        | FLEETING PULLEY        |
| 004 | T-83384-14 | 2   | -   | - | CARTER GUIDE CABLE           | GEHAEUSE                 | HOUSING                |
| 005 | L-09338-79 | 4   | -   | - | VIS H M10X130 CL8-8          | SCHRAUBE                 | SCREW                  |
| 006 | P-53384-51 | 2   | -   | - | ENTRETOISE 12X17X100         | DISTANZSTUECK            | SPACER                 |
| 007 | L-53384-48 | 1   | -   | - | FOURCHETTE DE GUIDAGE        | GABEL                    | FORK                   |
| 008 | G-00345-98 | 4   | -   | - | ECROU-SECUR M10X150 CL8      | SICHERHEITSMUTTER        | SAFETY NUT             |

PIECES DE RECHANGE

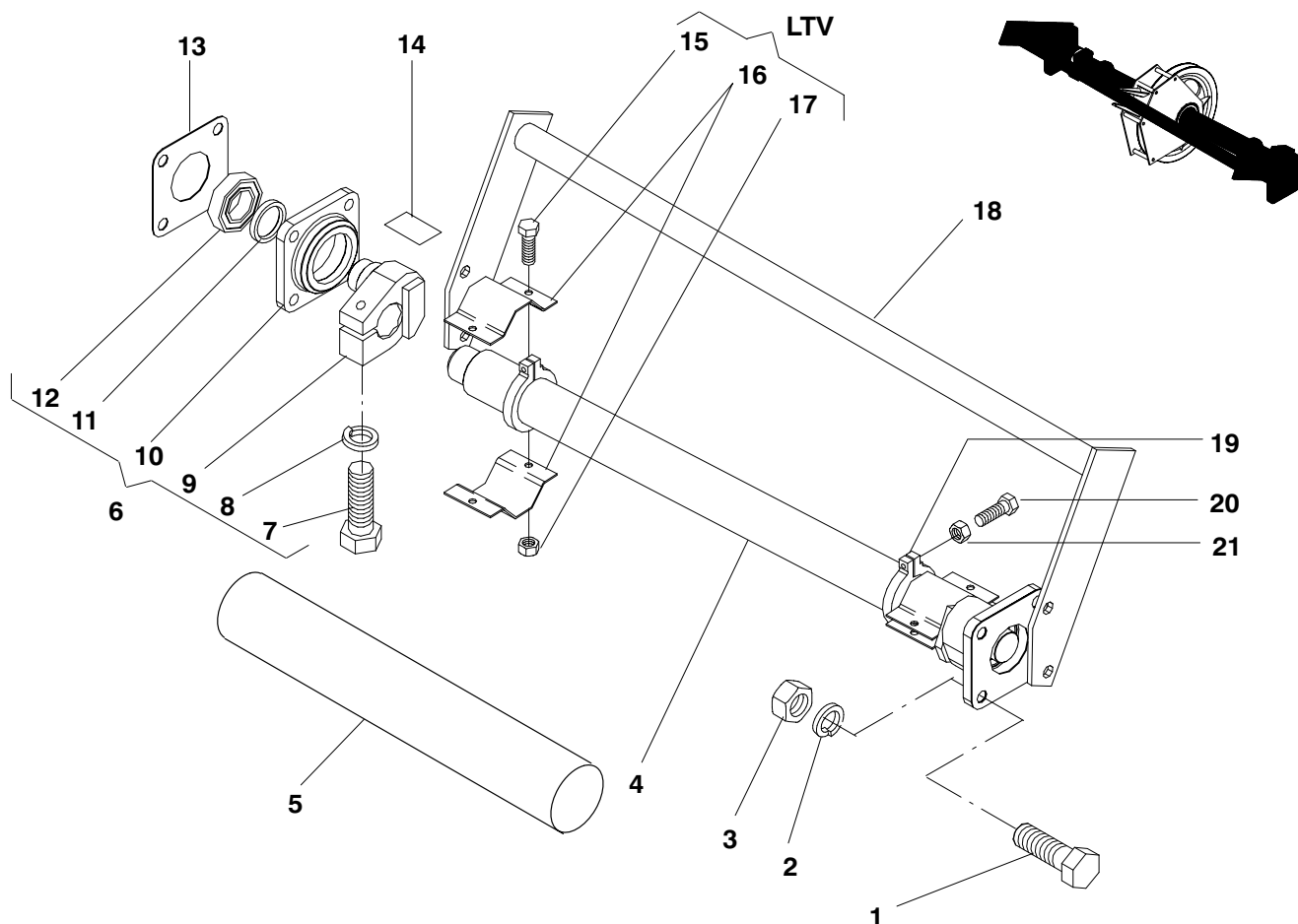
ERSATZTEILE

SPARE PARTS

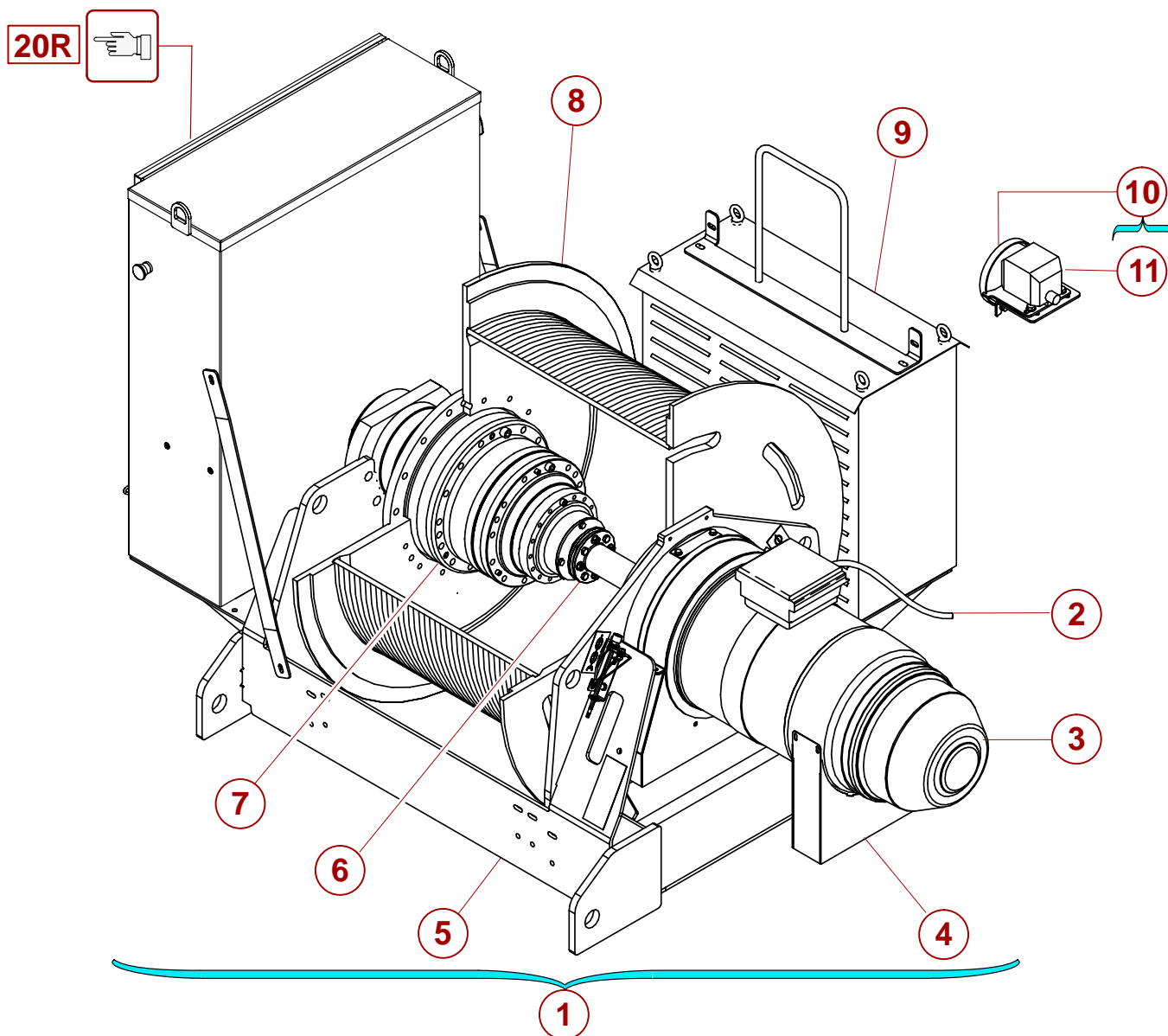
TREUIL LEVAGE

HUBWERK

HOIST WINCH

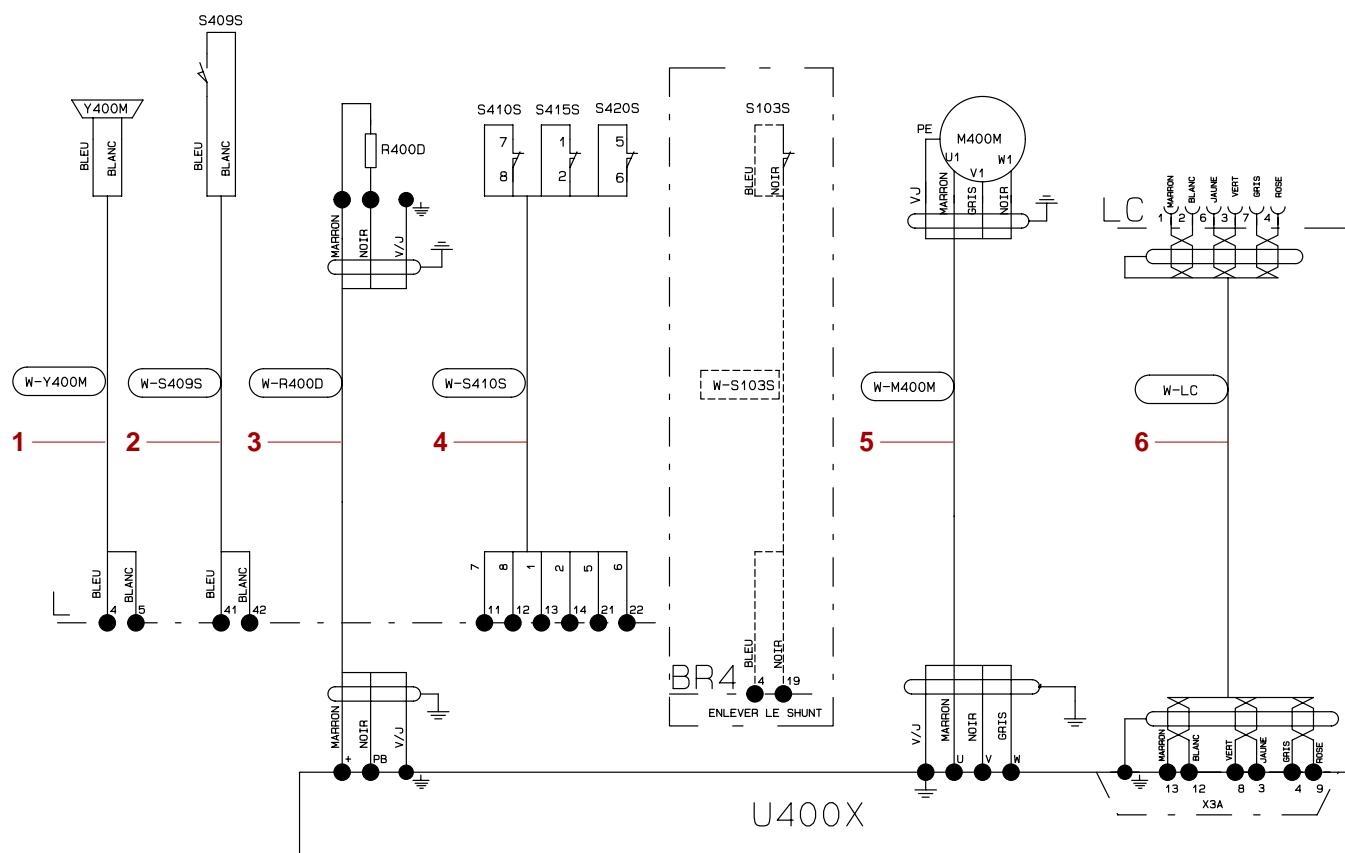


| REP | REFERENCE  | QTE | PRE | S | DESIGNATION    | BEZEICHNUNG       | DESCRIPTION  |
|-----|------------|-----|-----|---|----------------|-------------------|--------------|
|     |            |     |     | - | <b>ARBRE</b>   | <b>WELLE</b>      | <b>SHAFT</b> |
| 001 | L-08338-06 | 8   | -   |   | VIS            | SCHRAUBE          | SCREW        |
| 002 | L-00347-17 | 8   | -   |   | RONDELLE       | SCHEIBE           | WASHER       |
| 003 | S-00341-71 | 8   | -   |   | ECROU          | MUTTER            | NUT          |
| 004 | D-63384-58 | 1   | -   |   | AXE            | ACHSE             | PIN          |
| 005 | A-61027-05 | 1   | -   |   | TUBE           | ROHR              | PIPE         |
| 006 | R-10432-72 | 2   | -   |   | MANETON        | ZAPFEN            | TRUNNION     |
| 007 | W-01330-52 | 1   | -   |   | VIS            | SCHRAUBE          | SCREW        |
| 008 | L-00347-17 | 1   | -   |   | RONDELLE       | SCHEIBE           | WASHER       |
| 009 |            | 1   | -   | S | MANETON        | ZAPFEN            | TRUNNION     |
| 010 |            | 1   | -   | S | CAGE-ROULEMENT | LAGERHUELSE       | BALL RACE    |
| 011 | T-02514-07 | 1   | 1-3 |   | BAGUE-ETANCH   | DICHUNGSRING      | SEAL RING    |
| 012 | B-10398-31 | 1   | 1-3 |   | ROULEMENT      | WAEZLAGER         | BEARING      |
| 013 | M-51460-08 | 2   | -   |   | JOINT-CAOUTCH  | GUMMIDICHTUNG     | RUBBER SEAL  |
| 014 | Q-18475-35 | 1   | -   |   | PLAQUE         | PLATTE            | PLATE        |
| 015 | F-00338-38 | 4   | -   |   | VIS            | SCHRAUBE          | SCREW        |
| 016 | Z-83384-19 | 4   | -   |   | DEMI-COLLIER   | HALBSCHELLE       | HALF COLLAR  |
| 017 |            | 4   | -   | S | ECROU-SECUR    | SICHERHEITSMUTTER | SAFETY NUT   |
| 018 | U-63384-73 | 1   | -   |   | TUBE           | ROHR              | PIPE         |
| 019 | U-13369-16 | 2   | -   |   | COLLIER        | SHELLE            | COLLAR       |
| 020 | E-00326-41 | 2   | -   |   | VIS            | SCHRAUBE          | SCREW        |
| 021 | A-01345-96 | 2   | -   |   | ECROU-SECUR    | SICHERHEITSMUTTER | SAFETY NUT   |



*Pièces d'origine ou pièces validées par POTAIN = SECURITE*

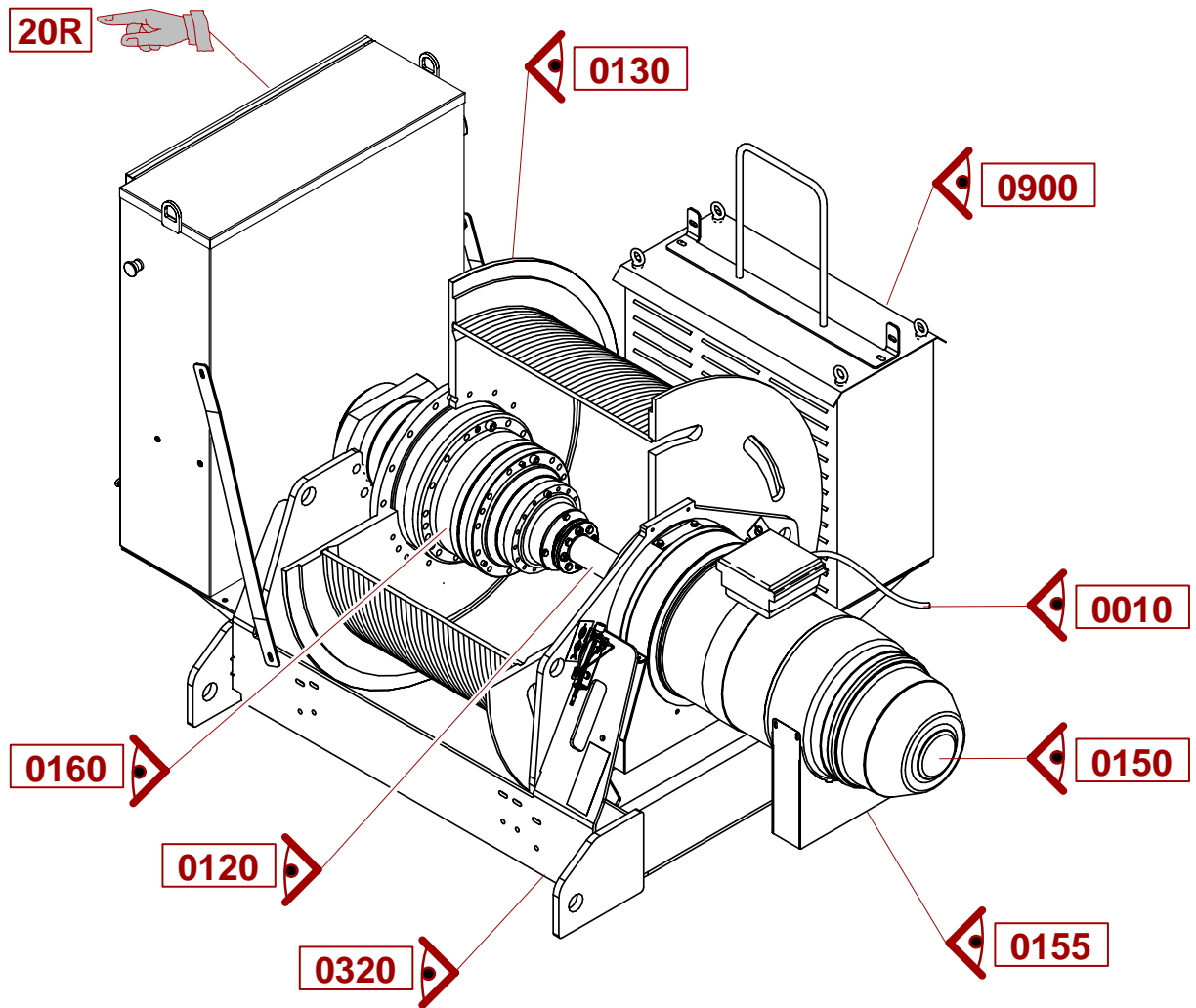
| REP | REFERENCE         | QTE      | QML | PRE | SY | DESIGNATION                    | DESCRIPTION         |
|-----|-------------------|----------|-----|-----|----|--------------------------------|---------------------|
|     | <b>D-20671-05</b> | <b>1</b> |     |     |    | <b>TREUIL LEV75LVF30AC IND</b> | <b>WINCH</b>        |
| 1   | 02R-0100-174-0    | 1        |     |     |    | TREUIL-LEVAGE 75LVF30 AC       | HOIST WINCH         |
| 2   | 02R-0010-102-0    | 1        |     |     |    | CABLERIE TREUIL 75LVF          | CABLES              |
| 3   | 02R-0150-094-0    | 1        |     |     |    | MOTEUR-CG 1V 55KW CLAV         | SQUIRREL CAGE MOTOR |
| 4   | 02R-0155-004-0    | 1        |     |     |    | ACCESS MOTEUR LEVAGE           | ACCESSORIES         |
| 5   | 02R-0320-103-0    | 1        |     |     |    | CHASSIS-TREUIL 75LVF30         | WINCH FRAME         |
| 6   | 02R-0120-035-0    | 1        |     |     |    | ACCOUPLMENT MOTEUR             | COUPLING            |
| 7   | 02R-0160-115-0    | 1        |     |     |    | REDUCTEUR-PLAN R52,8           | PLANETARY REDUCER   |
| 8   | 02R-0130-173-0    | 1        |     |     |    | TAMBOUR-LEVAGE 75LVF30         | HOIST DRUM          |
| 9   | 02R-0900-011-0    | 1        |     |     |    | CAISSE-RESIST 7 OHMS 32K       | RESISTOR BOX        |
| 10  | 02R-0190-107-0    | 1        |     |     |    | LOT FDC 1/969 IND 51D M3       | SET                 |
| 11  | 02R-0191-031-0    | 1        |     |     |    | FIN-COURSE 1/969 4 CO          | LIMIT SWITCH        |



CR5E0938 Indice C

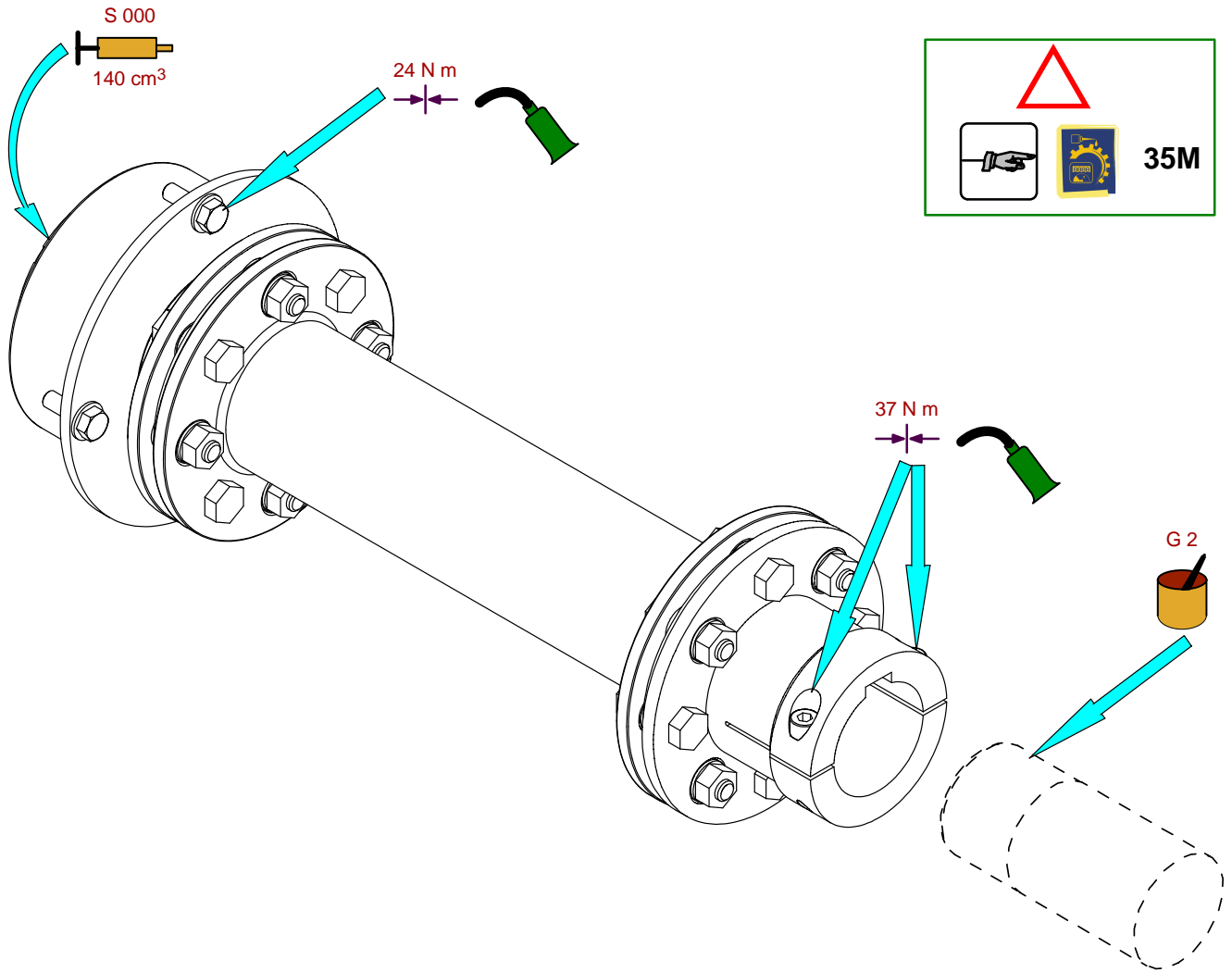
*Pièces d'origine ou pièces validées par POTAIN = SECURITE*

| REP | REFERENCE         | QTE      | QML | PRE | SY | DESIGNATION                   | DESCRIPTION    |
|-----|-------------------|----------|-----|-----|----|-------------------------------|----------------|
|     | <b>J-85522-13</b> | <b>1</b> |     |     |    | <b>CABLERIE TREUIL LEVAGE</b> | <b>CABLES</b>  |
| 1   | A-03667-12        | 1        |     |     |    | CABLE-ELEC 2X1 Y400M          | ELECTRIC CABLE |
| 2   | W-09667-33        | 1        |     |     |    | CABLE-ELEC 2X1 S409S          | ELECTRIC CABLE |
| 3   | P-15667-50        | 1        |     |     |    | CABLE-ELEC 4G25BL R400D       | ELECTRIC CABLE |
| 4   | U-02667-49        | 1        |     |     |    | CABLE-ELEC 8X0.75 S410S       | ELECTRIC CABLE |
| 5   | N-15667-49        | 1        |     |     |    | CABLE-ELEC 4G25BL M400M       | ELECTRIC CABLE |
| 6   | Q-15667-51        | 1        |     |     |    | CABLE-ELEC 5X2X0.25 LC        | ELECTRIC CABLE |



*Pièces d'origine ou pièces validées par POTAIN = SECURITE*

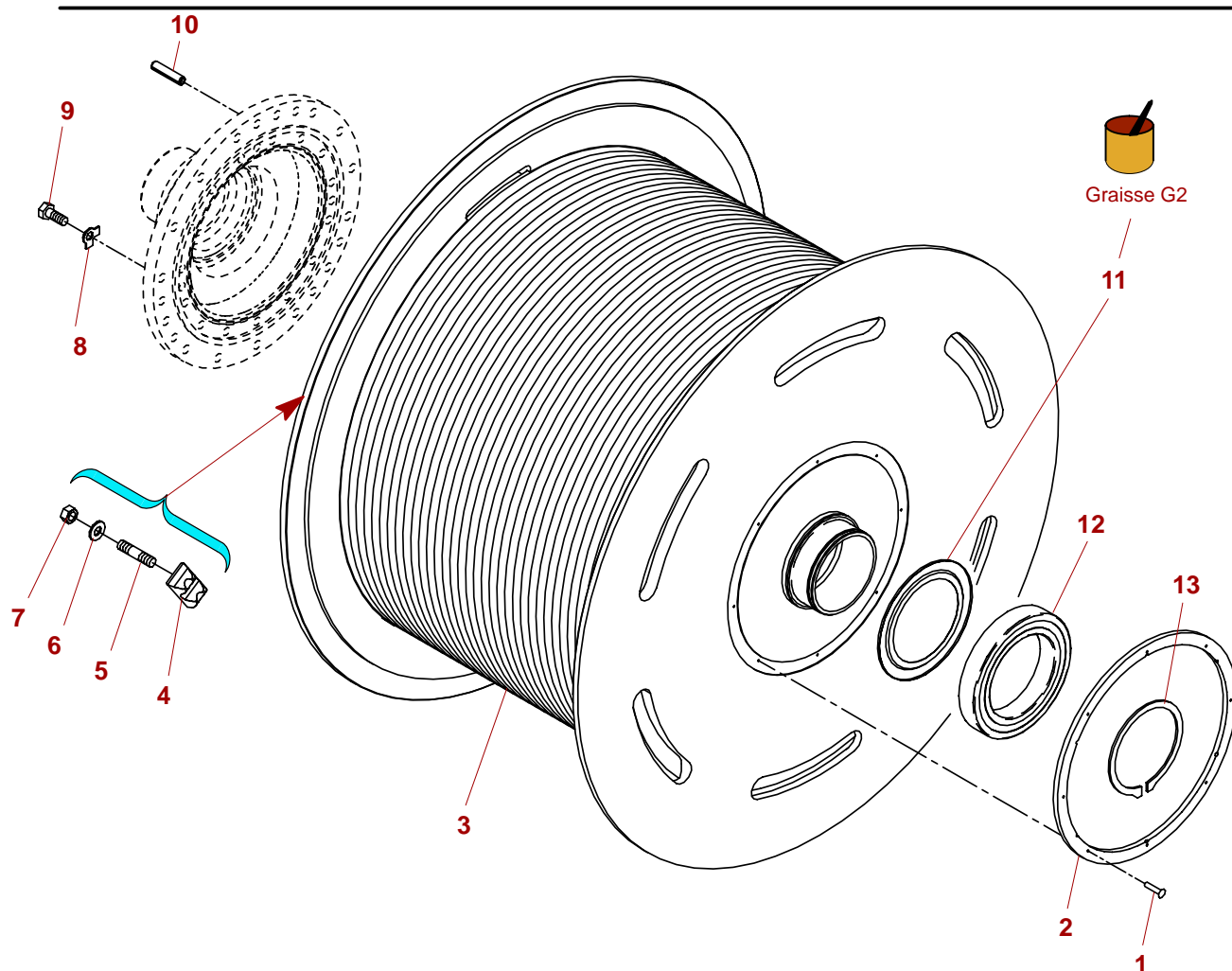
| REP | REFERENCE  | QTE | QML | PRE | SY | DESIGNATION              | DESCRIPTION |
|-----|------------|-----|-----|-----|----|--------------------------|-------------|
|     | B-20671-03 | 1   |     |     |    | TREUIL LEV75LVF30AC BASE | WINCH       |



*Pièces d'origine ou pièces validées par POTAIN = SECURITE*

| REP | REFERENCE | QTE | QML | PRE | SY | DESIGNATION | DESCRIPTION |
|-----|-----------|-----|-----|-----|----|-------------|-------------|
|-----|-----------|-----|-----|-----|----|-------------|-------------|

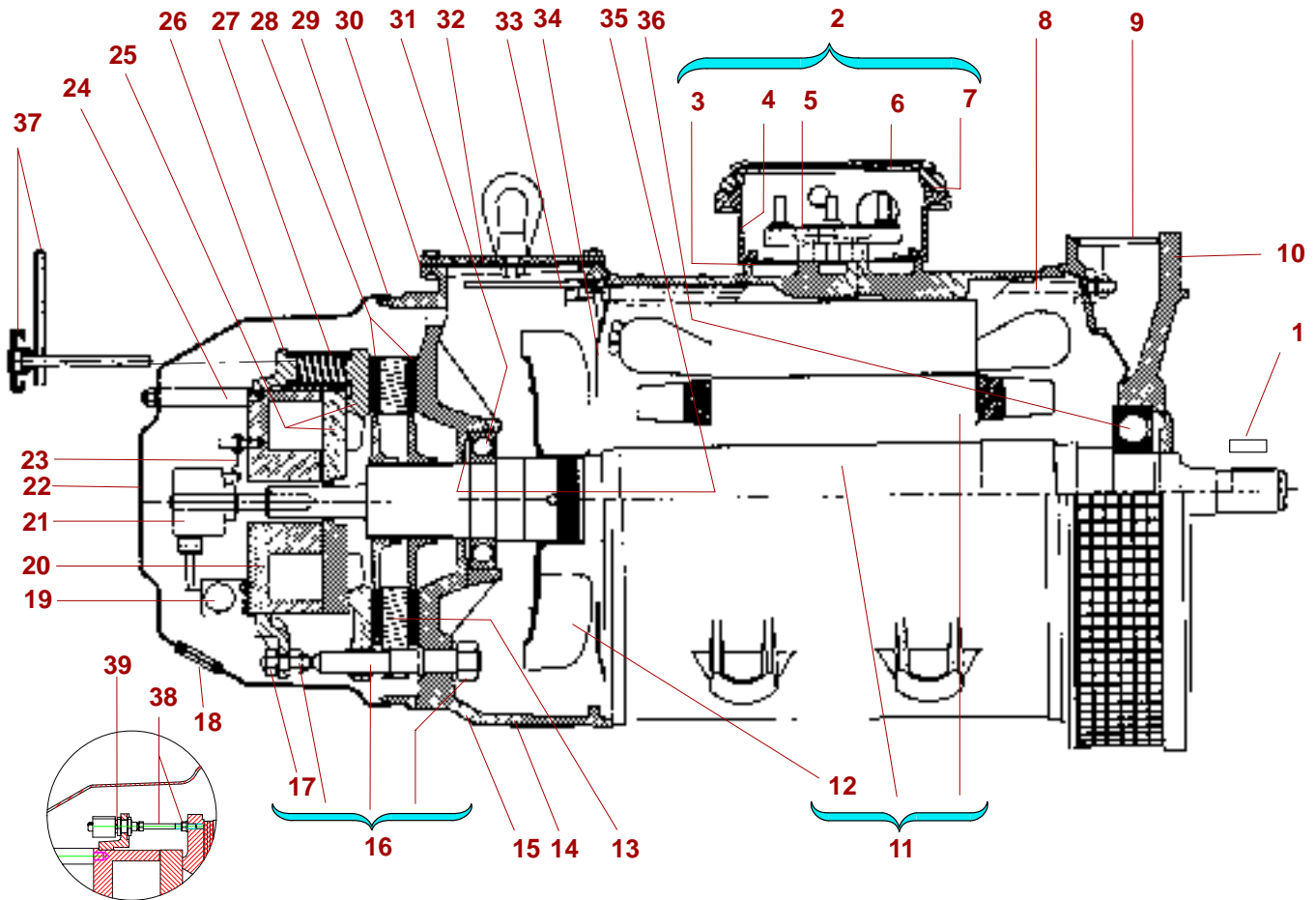
|            |   |   |  |  |  |                        |          |
|------------|---|---|--|--|--|------------------------|----------|
| A-47113-20 | 1 | 3 |  |  |  | ACCOUPLMENT MOTEUR EQU | COUPLING |
|------------|---|---|--|--|--|------------------------|----------|



*Pièces d'origine ou pièces validées par POTAIN = SECURITE*

| REP | REFERENCE  | QTE | QML | PRE | SY | DESIGNATION                   | DESCRIPTION       |
|-----|------------|-----|-----|-----|----|-------------------------------|-------------------|
|     |            | 1   |     |     |    | <b>TAMBOUR-LEVAGE 75LVF30</b> | <b>HOIST DRUM</b> |
| 1   | P-01365-18 | 8   | 10  |     |    | CLOU CANNELE D4X20            | DOWEL             |
| 2   | L-30393-68 | 1   |     |     |    | COURONNE 145DENTS M3          | TOOTHED RING      |
| 3   | C-12671-87 | 1   |     |     |    | TAMBOUR LEV DF930 P18.9G      | DRUM              |
| 4   | G-03368-87 | 3   |     |     |    | SERRE-CABLE 18/20             | BULLDOG GRIP      |
| 5   | K-14277-34 | 6   |     |     |    | GOUJON M12X50/30-I18          | STUD              |
| 6   | X-00350-04 | 6   | 100 |     |    | RONDELLE M12 N                | WASHER            |
| 7   | E-00345-96 | 6   | 10  |     |    | ECROU-SECUR M12X175 CL8       | SAFETY NUT        |
| 8   | V-00236-86 | 15  |     |     |    | FREIN-D'ECROU EQUER 16        | SCREW LOCK        |
| 9   | K-09338-32 | 15  | 50  |     |    | VIS H M16X50/50 CL8-8         | SCREW             |
| 10  | L-01357-33 | 3   |     |     |    | GOUPILLE-ELAST E 16X55        | MECANINDUS PIN    |
| 11  | Q-10459-39 | 1   |     |     |    | RONDELLE-ETANCH 229X160       | GASKET            |
| 12  | A-62396-24 | 1   |     | 3   |    | ROULEMENT 6032 2RS            | BEARING           |
| 13  | R-05363-29 | 1   |     |     |    | ANNEAU-D'ARRET 160 E          | LOCKING RING      |

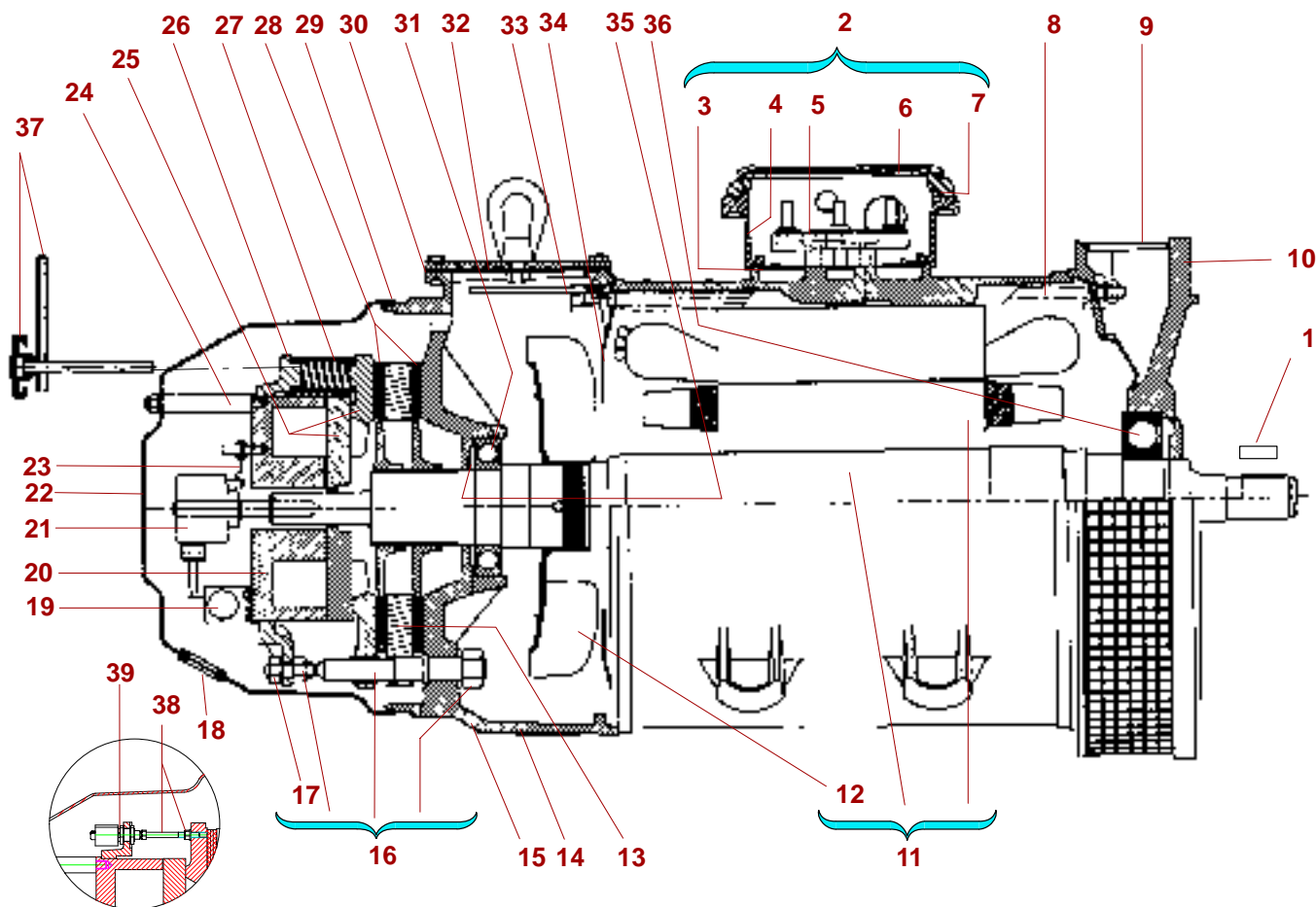




*Pièces d'origine ou pièces validées par POTAIN = SECURITE*

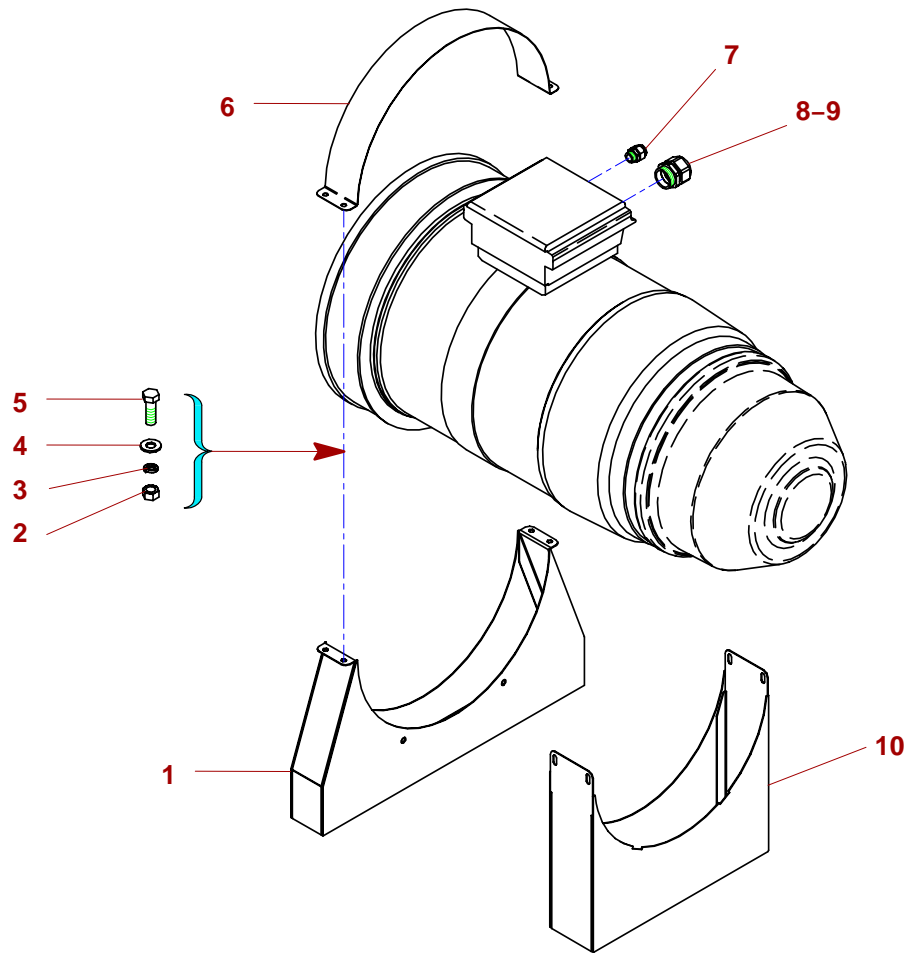
| REP | REFERENCE         | QTE      | QML | PRE      | SY | DESIGNATION                   | DESCRIPTION               |
|-----|-------------------|----------|-----|----------|----|-------------------------------|---------------------------|
|     | <b>E-82439-86</b> | <b>1</b> |     | <b>3</b> |    | <b>MOTEUR-CG 1V 55KW CLAV</b> | <b>SQUIREL CAGE MOTOR</b> |
| 1   | J-90517-73        | 1        |     |          |    | CLAVETTE MOTEUR 16X10         | KEY                       |
| 2   | C-87517-09        | 1        |     | 2        |    | STATOR 1V 55KW                | STATOR                    |
| 3   | Q-71517-49        | 1        |     | 3        |    | JOINT D'EMBASE                | SEAL                      |
| 4   | A-83517-83        | 1        |     |          |    | BOITE-A-BORNES NUE            | TERMINAL BOX              |
| 5   | C-78517-19        | 1        |     |          |    | PLAQUE 6 BORNES               | PLATE                     |
| 6   | P-17517-39        | 1        |     |          |    | COUVERCLE BOITE-A-BORNES      | COVER PLATE               |
| 7   | R-71517-50        | 1        |     | 3        |    | JOINT DE BOITE-A-BORNES       | SEAL                      |
| 8   | U-79517-39        | 1        |     |          | WA | TIGE-ASS JEU DE 4             | ASSEMBLING ROD            |
| 9   | S-74517-40        | 1        |     |          |    | GRILLE DE PROTECTION          | GRILL                     |
| 10  | F-74517-29        | 1        |     |          |    | FLASQUE BRIDE                 | FLANGE                    |
| 11  | F-98517-79        | 1        |     |          |    | ROTOR                         | ROTOR                     |
| 12  | E-87517-11        | 1        |     |          |    | VENTILATEUR MOTEUR            | FAN                       |
| 13  | B-46439-77        | 1        |     |          |    | COURONNE FROTT FM158/2        | TOOTHED RING              |
| 14  | F-87517-12        | 1        |     |          |    | GRILLE DE FERMETURE           | GRILL                     |
| 15  | V-79517-40        | 1        |     |          |    | FLASQUE FREIN                 | FLANGE                    |
| 16  | P-74517-37        | 1        |     |          | VA | COLONNE DE FREIN JEU DE       | COLUMN                    |
| 17  | W-74517-21        | 1        |     |          | VA | ECROU DE BLOCAGE JEU DE       | NUT                       |
| 18  | R-85517-37        | 1        |     |          |    | PASSE-FIL                     | GUIDE                     |
| 19  | L-84517-05        | 1        |     |          |    | SUPPORT CONNECTEUR            | SUPPORT                   |
| 20  | S-90517-58        | 1        |     | 2        |    | ELECTRO-FIXE                  | FIXED MAGNET              |
| 21  | Q-85517-36        | 1        |     | 1        |    | CODEUR                        | ENCODER                   |
| 22  | R-87517-22        | 1        |     |          |    | CAPOT DE FREIN                | COVER                     |
| 23  | M-87517-18        | 1        |     |          |    | SUPPORT ANTI ROTATION         | SUPPORT                   |
| 24  | P-87517-20        | 1        |     |          | VA | GOUJON FIXATION CAPOT J3      | STUD                      |
| 25  | W-90517-39        | 1        |     |          |    | ARMATURE MOBILE               | ARMATURE                  |

..../



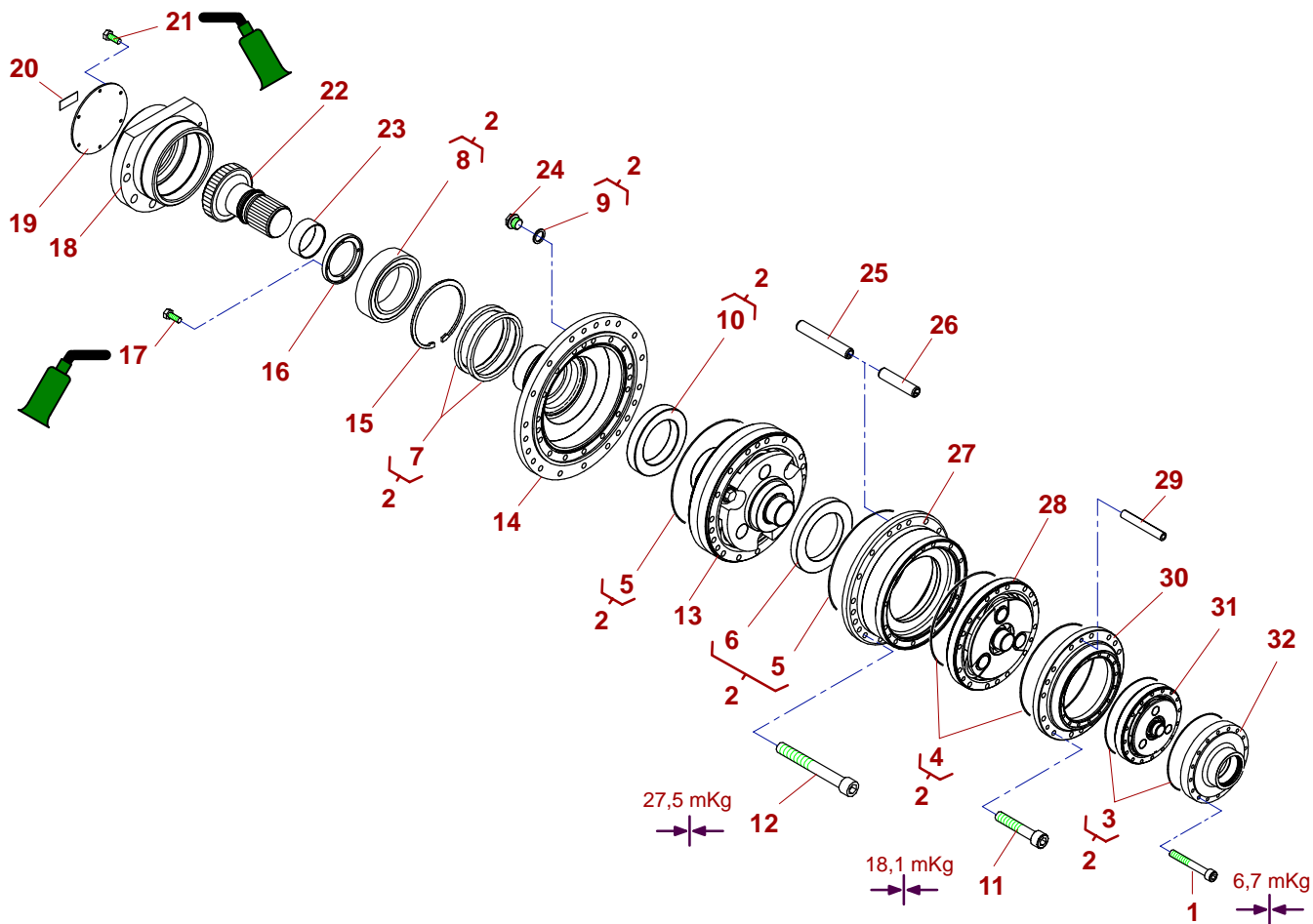
*Pièces d'origine ou pièces validées par POTAIN = SECURITE*

| REP | REFERENCE  | QTE | QML | PRE | SY | DESIGNATION              | DESCRIPTION      |
|-----|------------|-----|-----|-----|----|--------------------------|------------------|
| 26  | P-24454-42 | 6   |     |     |    | ENTRETOISE 25X31,3 EP3,5 | SPACER           |
| 27  | D-90517-68 | 1   |     |     | WB | RESSORT-FREINAGE JEU 6   | BRAKE SPRING     |
| 28  | J-87517-15 | 2   |     | 1   |    | DISQUE FREIN             | DISC             |
| 29  | Z-71517-57 | 1   |     | 3   |    | JOINT DE CAPOT           | SEAL             |
| 30  | C-74517-49 | 1   |     | 3   |    | JOINT                    | SEAL             |
| 31  | S-62396-17 | 1   |     | 3   |    | ROULEMENT 61806          | BEARING          |
| 32  | Q-87517-21 | 1   |     |     |    | PLAQUE DE FERMETURE      | PLATE            |
| 33  | N-87517-19 | 1   |     |     |    | GOUJON MOTEUR            | STUD             |
| 34  | K-87517-16 | 1   |     |     |    | GRILLE DE VENTILATION    | GRILL            |
| 35  | X-74517-22 | 1   |     |     |    | RONDELLE ELAST.103X119X5 | WASHER           |
| 36  | V-18396-97 | 1   |     | 3   |    | ROULEMENT 6314 2RS C3    | BEARING          |
| 37  | C-90517-67 | 2   |     |     |    | LEVIER DE DEFREINAGE     | LEVER            |
| 38  | L-99517-19 | 1   |     |     |    | COLONNE DE REGLAGE       | COLUMN           |
| 39  | V-90517-38 | 1   |     | 2   |    | MINIRUPTEUR POUSSOIR NU  | MINIATURE-SWITCH |



*Pièces d'origine ou pièces validées par POTAIN = SECURITE*

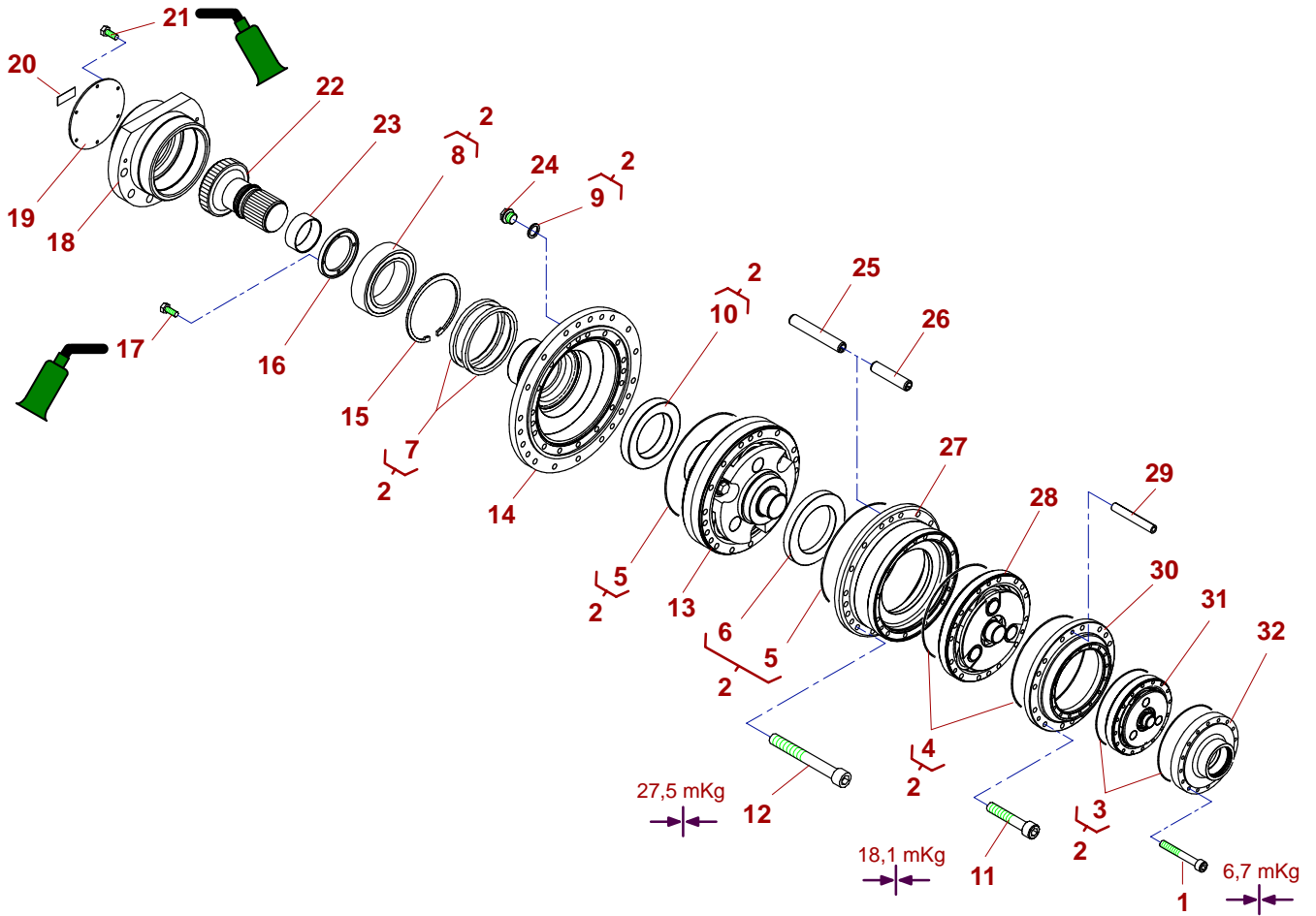
| REP | REFERENCE  | QTE      | QML | PRE | SY | DESIGNATION                 | DESCRIPTION        |
|-----|------------|----------|-----|-----|----|-----------------------------|--------------------|
|     |            | <b>1</b> |     |     |    | <b>ACCESS MOTEUR LEVAGE</b> | <b>ACCESSORIES</b> |
| 1   | U-04671-48 | 1        |     |     |    | BUSE D'ASPIRATION 75LVF     | NOZZLE             |
| 2   | E-00341-13 | 4        | 200 |     |    | ECROU H M8 CL 8             | NUT                |
| 3   | C-00347-09 | 4        | 200 |     |    | RONDELLE W8                 | WASHER             |
| 4   | V-00350-02 | 4        | 200 |     |    | RONDELLE M 8 N              | WASHER             |
| 5   | E-00338-14 | 4        | 100 |     |    | VIS H M8X20/20 CL8.8        | SCREW              |
| 6   | S-04671-46 | 1        |     |     |    | SANGLE 75LVF                | STRAP              |
| 7   | Q-64414-86 | 1        |     |     |    | PRESSE-ETOUPE M16 5.5-10    | PACKING GLAND      |
| 8   | U-64414-90 | 1        |     |     |    | PRESSE-ETOUPE M40 24-32     | PACKING GLAND      |
| 9   | M-22369-45 | 1        |     |     |    | COLLIER-DE-SERRAGE          | COLLAR-BAND        |
| 10  | M-04671-18 | 1        |     |     |    | BUSE REFOULEMENT 75LVF      | NOZZLE             |



*Pièces d'origine ou pièces validées par POTAIN = SECURITE*

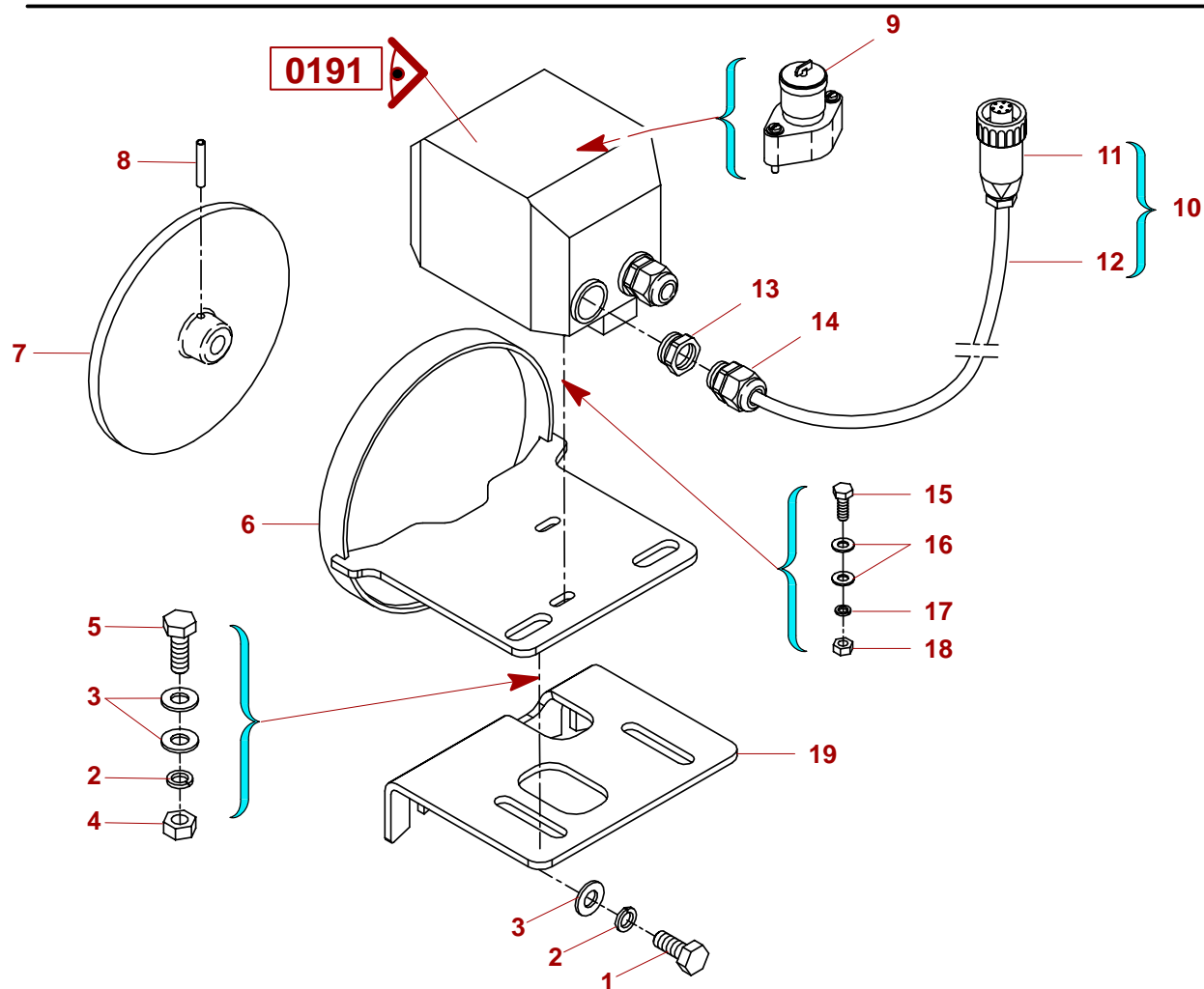
| REP | REFERENCE         | QTE      | QML | PRE      | SY | DESIGNATION                     | DESCRIPTION          |
|-----|-------------------|----------|-----|----------|----|---------------------------------|----------------------|
|     | <b>J-13671-05</b> | <b>1</b> |     | <b>3</b> |    | <b>REDUCTEUR PLAN. R52.8 CT</b> | <b>REDUCER</b>       |
| 1   | N-06329-26        | 16       |     |          |    | VIS CHC M10X75 CL 10.9          | SCREW                |
| 2   | J-47113-28        | 1        |     | 3        |    | LOT-PR JOINTS REDUCTEUR         | SPARE PART SET       |
| 3   |                   | 2        |     | 3        | SA | JOINT-TORE                      | O-RING-SEAL          |
| 4   |                   | 2        |     | 3        | SA | JOINT-TORE 3,53X291,69          | O-RING-SEAL          |
| 5   |                   | 2        |     | 3        | SA | JOINT-TORE 3,53X329,79          | O-RING-SEAL          |
| 6   |                   | 1        |     | 2        | SA | ROULEMENT 16030 STR             | BEARING              |
| 7   |                   | 2        |     | 2        | SA | BAGUE-ETANCH 180X210X15         | SEAL RING            |
| 8   |                   | 1        |     | 2        | SA | ROULEMENT 23028 C               | BEARING              |
| 9   |                   | 1        |     | 3        | SA | JOINT-METALLO FERME 16          | METAL PLASTIC SEAL   |
| 10  |                   | 1        |     | 2        | SA | ROULEMENT 6028 STR              | BEARING              |
| 11  | D-61329-30        | 12       |     |          |    | VIS CHC M14X75 CL10-9           | SCREW                |
| 12  | A-61329-27        | 17       |     |          |    | VIS CHC M16X130/50              | SCREW                |
| 13  | N-80389-72        | 1        |     | 3        |    | TRAIN-RED R4 PG3000F            | REDUCTION GEAR TRAIN |
| 14  | Z-92384-78        | 1        |     |          |    | CARTER SORTIE PG3000 US         | HOUSING              |
| 15  | G-05362-51        | 1        |     |          |    | ANNEAU-D'ARRET 210 I            | LOCKING RING         |
| 16  | S-58384-28        | 1        |     |          |    | RONDELLE D'ARRET T5             | WASHER               |
| 17  | E-00338-14        | 4        | 100 |          |    | VIS H M8X20/20 CL8.8            | SCREW                |
| 18  | H-58384-19        | 1        |     | 2        |    | PALIER REACTION T5 US           | BEARING              |
| 19  | P-53384-28        | 1        |     |          |    | COUVERCLE SORTIE T5             | COVER PLATE          |
| 20  | Q-18475-35        | 1        |     |          |    | PLAQUE CODE SERIE               | PLATE                |
| 21  | S-00338-26        | 6        | 200 |          |    | VIS H M10X20/20 CL8.8           | SCREW                |
| 22  | A-91384-52        | 1        |     |          |    | ARBRE DE REACTION T5 US         | SHAFT                |
| 23  | H-62323-86        | 1        |     |          |    | TUBE 107X100X39 S355            | PIPE                 |
| 24  | L-06389-73        | 1        |     |          |    | BOUCHON M16X1,5 6PANS           | PLUG                 |
| 25  | D-01357-03        | 3        |     |          |    | GOUPILLE-ELAST E 16X70          | MECANINDUS PIN       |

.../..



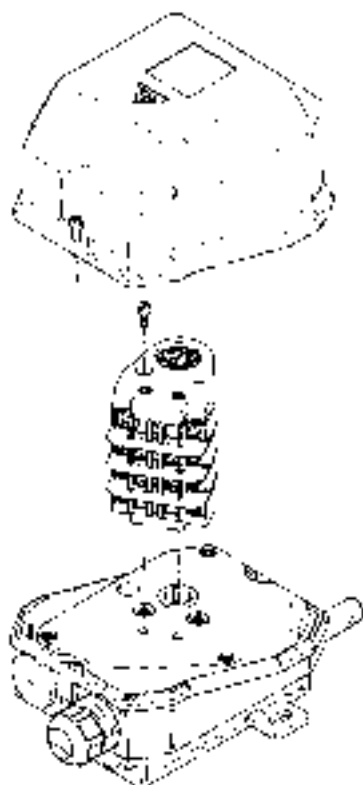
*Pièces d'origine ou pièces validées par POTAIN = SECURITE*

| REP | REFERENCE  | QTE  | QML | PRE | SY | DESIGNATION              | DESCRIPTION          |
|-----|------------|------|-----|-----|----|--------------------------|----------------------|
| 26  | L-01357-33 | 3    |     |     |    | GOUPILLE-ELAST E 16X55   | MECANINDUS PIN       |
| 27  | P-80389-73 | 1    |     |     |    | BRIDE LIAISON 1000/2500F | BRACKET              |
| 28  | P-82389-35 | 1    |     | 3   |    | TRAIN-RED R3,56 PG1000SP | REDUCTION GEAR TRAIN |
| 29  | W-01357-43 | 3    |     |     |    | GOUPILLE-ELAST E 12X80   | MECANINDUS PIN       |
| 30  | V-82389-41 | 1    |     |     |    | BRIDE LIAISON 250/1000   | BRACKET              |
| 31  | U-85389-06 | 1    |     | 3   |    | TRAIN-RED R3,78 PG500    | REDUCTION GEAR TRAIN |
| 32  | Z-13671-88 | 1    |     |     |    | CARTER ENTREE PG500      | HOUSING              |
| 33  | H-12032-52 | 6,20 |     | 1   | CA | GRAISSE TYPE S00         | GREASE               |



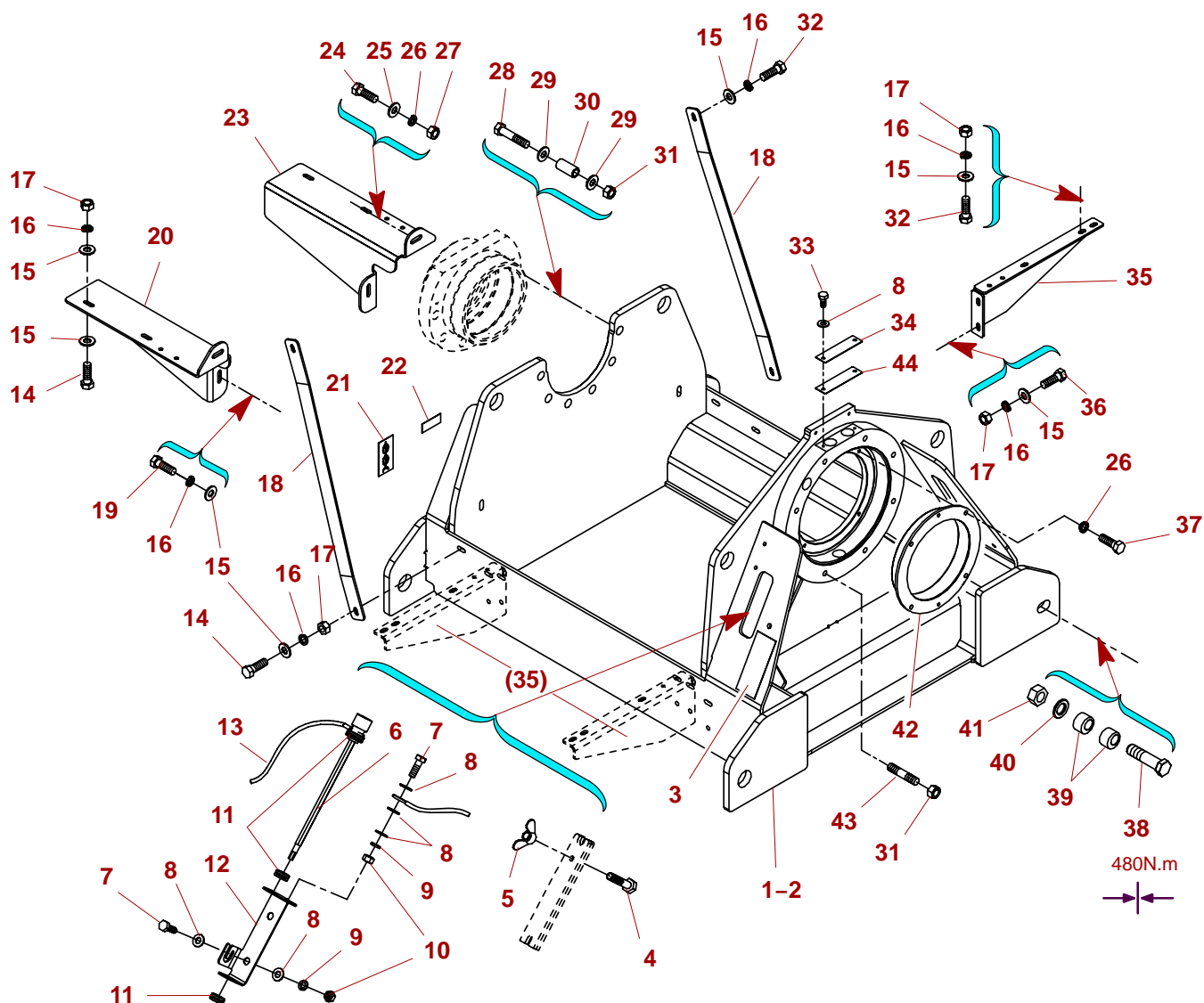
*Pièces d'origine ou pièces validées par POTAIN = SECURITE*

| REP | REFERENCE         | QTE      | QML | PRE | SY | DESIGNATION                     | DESCRIPTION    |
|-----|-------------------|----------|-----|-----|----|---------------------------------|----------------|
|     | <b>E-13671-01</b> | <b>1</b> |     |     |    | <b>LOT FDC 1/969 IND RAVASI</b> | <b>SET</b>     |
| 1   | T-00338-27        | 2        | 200 |     |    | VIS H M10X25/25 CL8.8           | SCREW          |
| 2   | E-00347-11        | 4        | 100 |     |    | RONDELLE W10                    | WASHER         |
| 3   | W-00350-03        | 6        | 100 |     |    | RONDELLE M10 N                  | WASHER         |
| 4   | M-00341-66        | 2        | 200 |     |    | ECROU H M10 CL8                 | NUT            |
| 5   | V-00338-29        | 2        | 200 |     |    | VIS H M10X30/30 CL8.8           | SCREW          |
| 6   | Q-97384-21        | 1        |     |     |    | SUPPORT F.D.C. RAVASI           | SUPPORT        |
| 7   | D-38393-24        | 1        |     |     |    | PIGNON 51DTS M3                 | PINION         |
| 8   | P-00357-32        | 1        | 100 |     |    | GOUPILLE-ELAST E 4X30           | MECANINDUS PIN |
| 9   | V-30424-59        | 1        |     | 1   |    | LOT POTENTIO POUR PRE           | SET            |
| 10  | B-70410-37        | 1        |     |     |    | CABLE 4X0,4 EQUIP L35M          | ROPE           |
| 11  | M-20407-09        | 1        |     | 2   |    | PRISE FEMELLE 6+T               | CONNECTION     |
| 12  | H-00045-84        | 30       |     |     | LA | CABLE BLINDE 4X0,34 MM2         | ROPE           |
| 13  | D-68414-22        | 1        |     |     |    | REDUCTION LAITON 20/16          | RESTRICTOR     |
| 14  | Q-64414-86        | 1        |     |     |    | PRESSE-ETOUPE M16 5.5-10        | PACKING GLAND  |
| 15  | Z-00338-09        | 2        | 100 |     |    | VIS H M6X20/20 CL8.8            | SCREW          |
| 16  | U-00350-01        | 4        | 500 |     |    | RONDELLE M 6 N                  | WASHER         |
| 17  | A-00347-07        | 2        | 200 |     |    | RONDELLE W6                     | WASHER         |
| 18  | C-00341-11        | 2        | 200 |     |    | ECROU H M6 CL 8.8               | NUT            |
| 19  | L-67251-87        | 1        |     |     |    | TOLE 5X166.8X170 1PL            | PLATE          |



*Pièces d'origine ou pièces validées par POTAIN = SECURITE*

| REP | REFERENCE  | QTE | QML | PRE | SY | DESIGNATION           | DESCRIPTION  |
|-----|------------|-----|-----|-----|----|-----------------------|--------------|
|     | Q-55413-35 | 1   |     | 2   |    | FIN-COURSE 1/969 4 CO | LIMIT SWITCH |

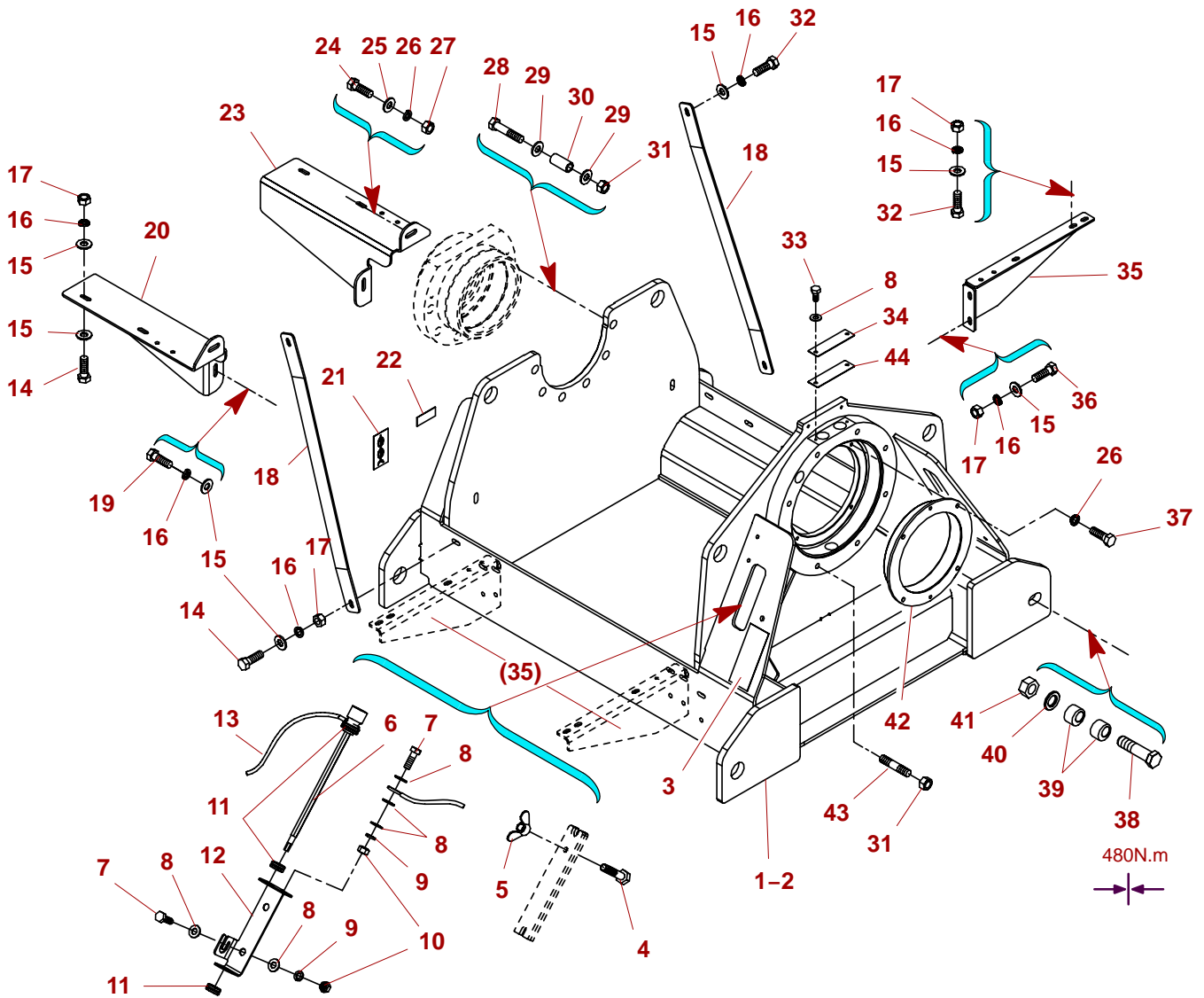


*Pièces d'origine ou pièces validées par POTAIN = SECURITE*

| REP | REFERENCE  | QTE | QML | PRE | SY | DESIGNATION                   | DESCRIPTION        |
|-----|------------|-----|-----|-----|----|-------------------------------|--------------------|
|     |            | 1   |     |     |    | <b>CHASSIS-TREUIL 75LVF30</b> | <b>WINCH FRAME</b> |
| 1   | L-12671-95 | 1   |     |     |    | CHASSIS LEV 75LVF30/40        | CHASSIS            |
| 2   | H-96515-66 | 1   |     |     |    | PLAQUE NIVEAU SONORE          | PLATE              |
| 3   | U-98515-16 | 1   |     |     |    | ADHESIF DEMONTAGE MOTEUR      | ADHESIVE           |
| 4   | M-04338-14 | 1   |     |     |    | VIS HM 10X60/60 CL8.8         | SCREW              |
| 5   | C-00344-10 | 1   | 25  |     |    | ECROU-A-OREILLES M10          | WING NUT           |
| 6   | W-61444-47 | 1   |     |     |    | DOUILLE TOURNEVIS LAME        | SLEEVE             |
| 7   | F-00338-15 | 3   | 100 |     |    | VIS H M8X25/25 CL8.8          | SCREW              |
| 8   | V-00350-02 | 8   | 200 |     |    | RONDELLE M 8 N                | WASHER             |
| 9   | C-00347-09 | 3   | 200 |     |    | RONDELLE W8                   | WASHER             |
| 10  | E-00341-13 | 3   | 200 |     |    | ECROU H M8 CL 8               | NUT                |
| 11  | B-01414-97 | 3   |     |     |    | PASSE-FIL DE 10               | GUIDE              |
| 12  | V-77253-74 | 1   |     |     |    | TOLE 2X200X92 DC01ZE 3PL      | PLATE              |
| 13  | P-74313-36 | 1   |     |     |    | ELINGUE DE MAINTIEN L650      | SLING              |
| 14  | V-00338-29 | 4   | 200 |     |    | VIS H M10X30/30 CL8.8         | SCREW              |
| 15  | W-00350-03 | 24  | 100 |     |    | RONDELLE M10 N                | WASHER             |
| 16  | E-00347-11 | 24  | 100 |     |    | RONDELLE W10                  | WASHER             |
| 17  | T-00345-63 | 18  | 200 |     |    | ECROU HM M10 CL8              | NUT                |
| 18  | U-71253-26 | 2   |     |     |    | TOLE 5X50X820 S355 2PL        | PLATE              |

.../..

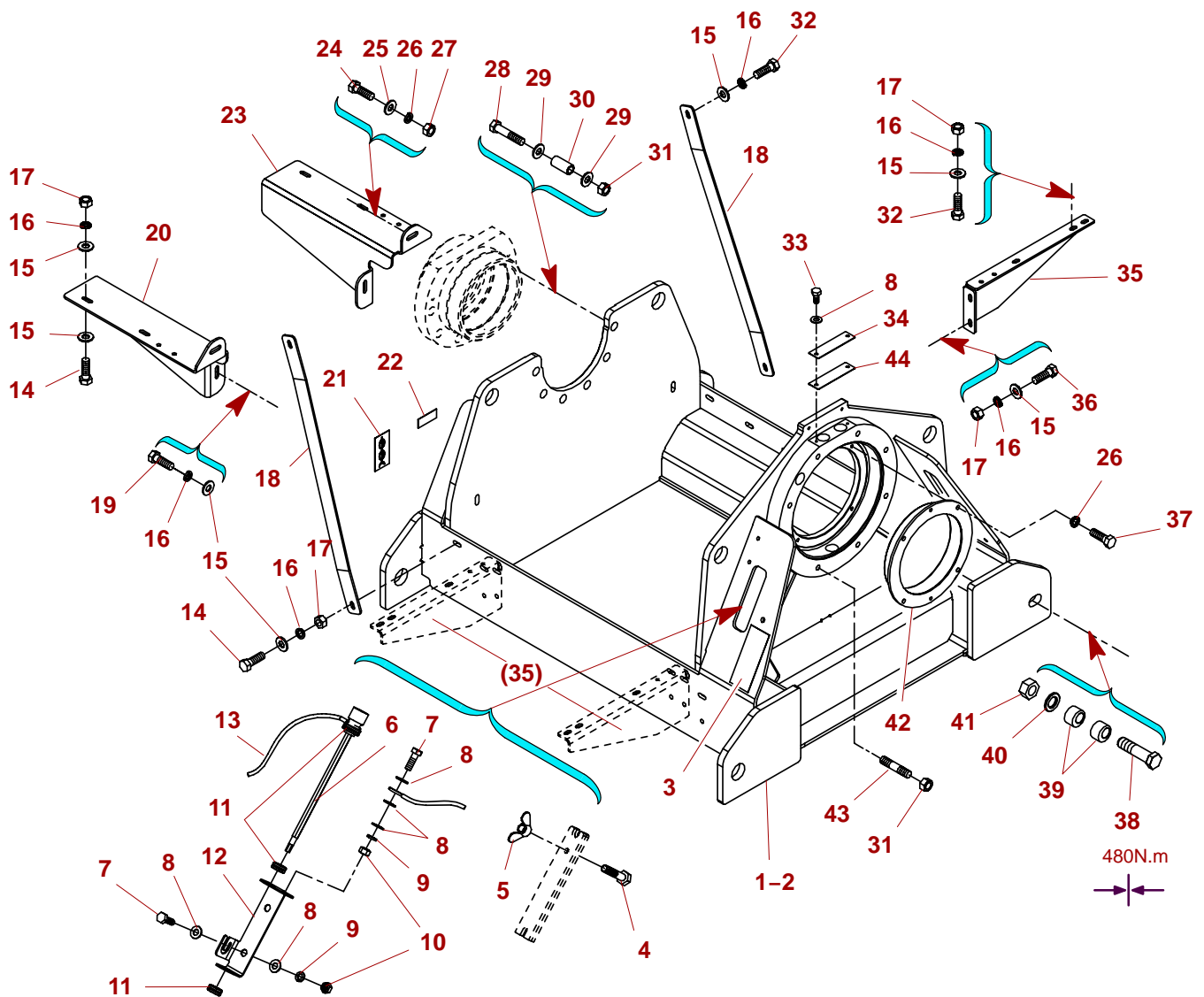




*Pièces d'origine ou pièces validées par POTAIN = SECURITE*

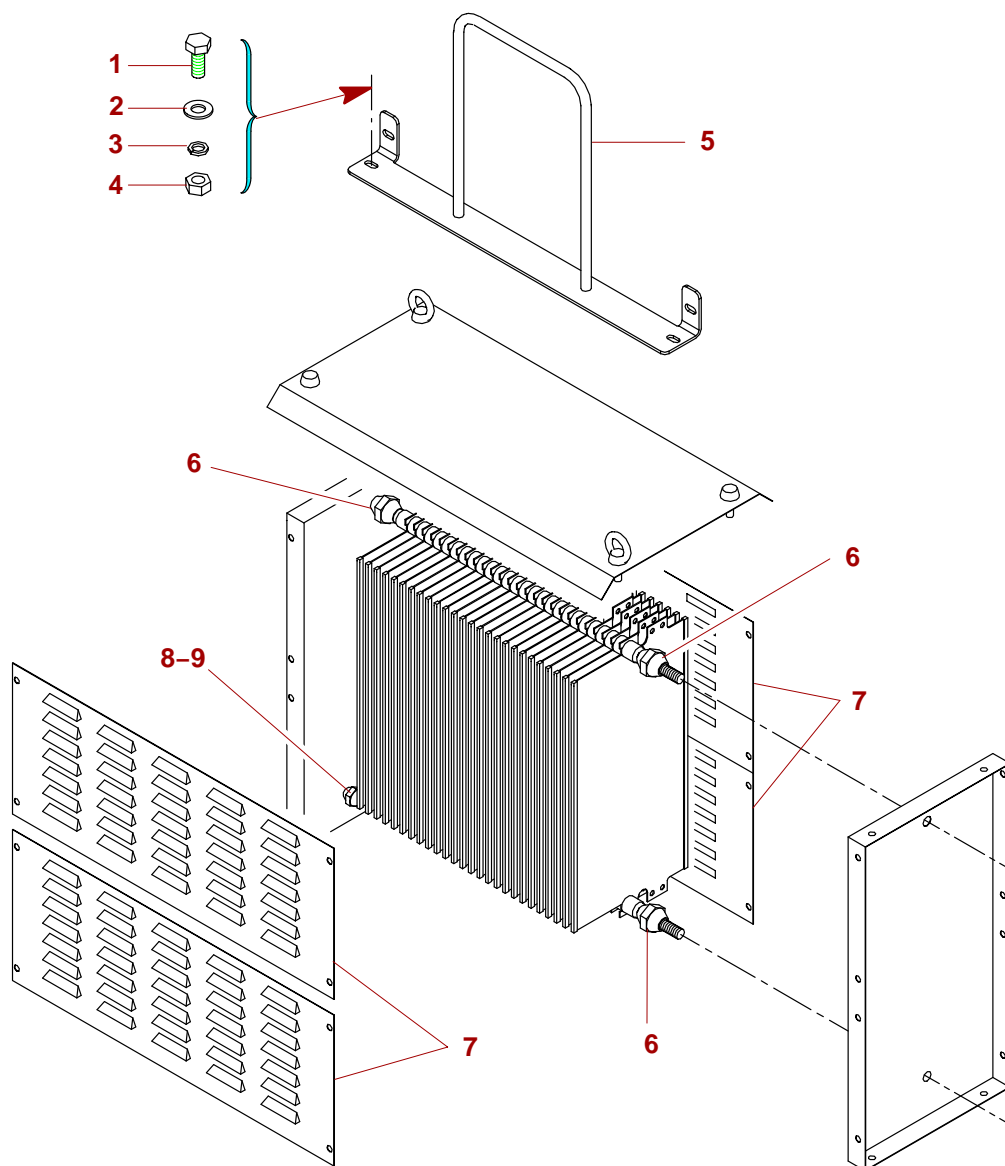
| REP | REFERENCE  | QTE | QML | PRE | SY | DESIGNATION             | DESCRIPTION    |
|-----|------------|-----|-----|-----|----|-------------------------|----------------|
| 19  | U-09338-18 | 2   | 100 |     |    | VIS HM 10X40/40 CL 8.8  | SCREW          |
| 20  | X-77253-07 | 1   |     |     |    | SUPPORT ARMOIRE DROIT   | SUPPORT        |
| 21  | J-02475-34 | 4   |     |     |    | ADHESIF ELINGUER ICI    | ADHESIVE       |
| 22  | Q-18475-35 | 1   |     |     |    | PLAQUE CODE SERIE       | PLATE          |
| 23  | W-77253-06 | 1   |     |     |    | SUPPORT ARMOIRE GAUCHE  | SUPPORT        |
| 24  | R-00283-74 | 2   |     |     |    | VIS H M12X50/50 CL8.8   | SCREW          |
| 25  | X-00350-04 | 14  | 100 |     |    | RONDELLE M12 N          | WASHER         |
| 26  | G-00347-13 | 6   | 100 |     |    | RONDELLE W12            | WASHER         |
| 27  | E-00345-96 | 6   | 10  |     |    | ECROU-SECUR M12X175 CL8 | SAFETY NUT     |
| 28  | Z-00338-55 | 6   |     |     |    | VIS H M16X90/38 CL8.8   | SCREW          |
| 29  | A-00350-06 | 12  |     |     |    | RONDELLE M16 N          | WASHER         |
| 30  | Q-01358-29 | 6   |     |     |    | GOUPILLE-ELAST E 26X50  | MECANINDUS PIN |
| 31  | S-00345-62 | 14  | 25  |     |    | ECROU-SECUR M16X200 CL8 | SAFETY NUT     |
| 32  | T-00338-27 | 8   | 200 |     |    | VIS H M10X25/25 CL8.8   | SCREW          |
| 33  | E-00338-14 | 2   | 100 |     |    | VIS H M8X20/20 CL8.8    | SCREW          |
| 34  | M-67251-88 | 1   |     |     |    | TOLE 3X37X142 0PL       | PLATE          |
| 35  | A-70253-50 | 2   |     |     |    | SUPPORT CAISSE          | SUPPORT        |
| 36  | S-09338-39 | 4   | 150 |     |    | VIS H M10X35/35 CL8.8   | SCREW          |
| 37  | H-00338-40 | 4   |     |     |    | VIS H M12X30/30 CL8.8   | SCREW          |
| 38  | M-64338-93 | 1   |     |     |    | VIS H M30X1.5X120/40    | SCREW          |
| 39  | Q-12671-99 | 2   |     |     |    | EXCENTRIQUE 50X30X30    | ECCENTRIC      |

..//..



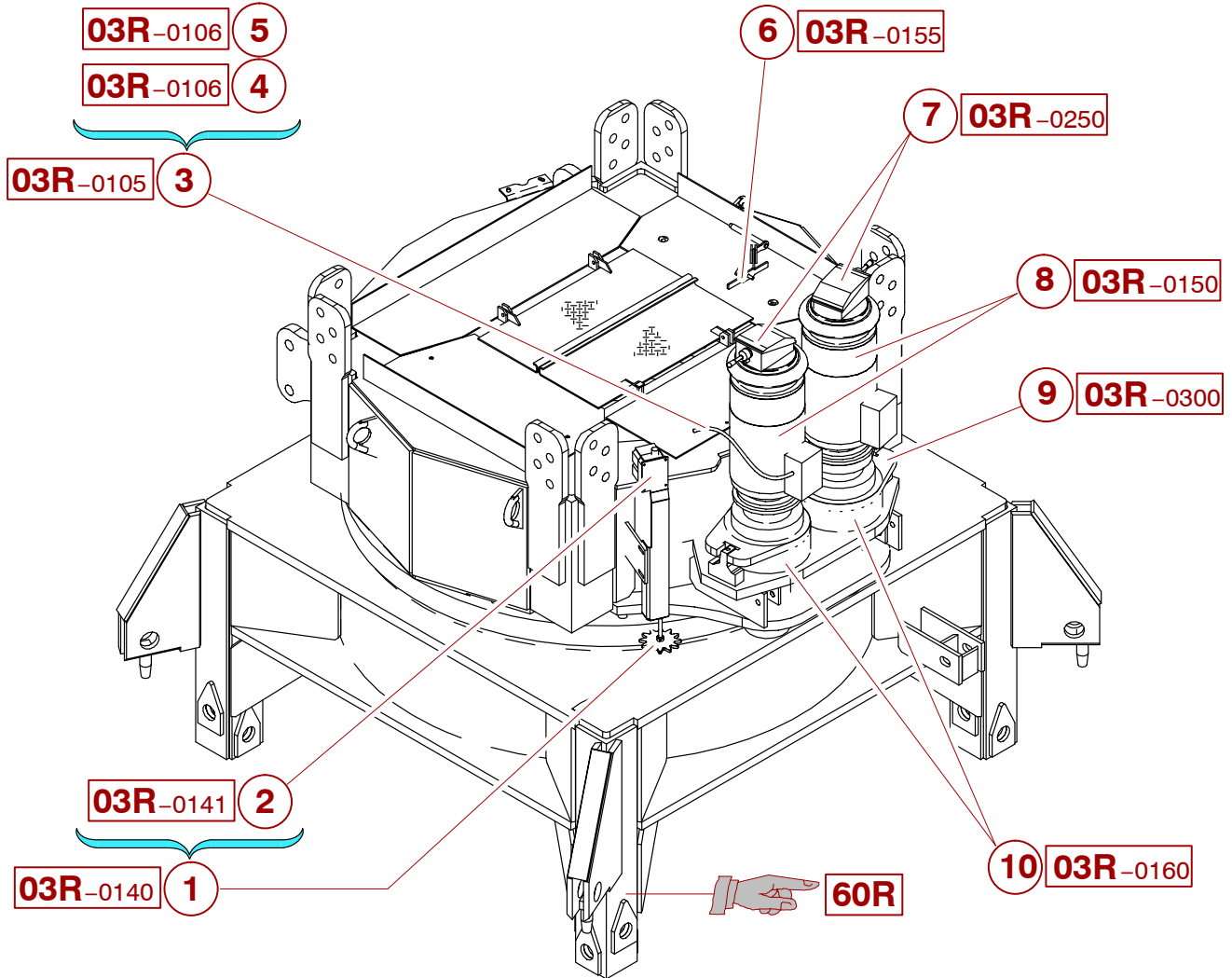
*Pièces d'origine ou pièces validées par POTAIN = SECURITE*

| REP | REFERENCE  | QTE | QML | PRE | SY | DESIGNATION              | DESCRIPTION |
|-----|------------|-----|-----|-----|----|--------------------------|-------------|
| 40  | V-01346-15 | 1   |     |     |    | RONDELLE HR 10-9 M30     | WASHER      |
| 41  | C-61345-62 | 1   |     |     |    | ECROU H M30X150 CL8      | NUT         |
| 42  | J-12671-93 | 1   |     |     |    | BRIDE 45X240X318 S355    | BRACKET     |
| 43  | W-22277-77 | 8   |     |     |    | GOUJON M16X45/35 I24     | STUD        |
| 44  | B-98460-71 | 1   |     | 3   |    | JOINT-CAOUTCH EP3 142X37 | RUBBER SEAL |



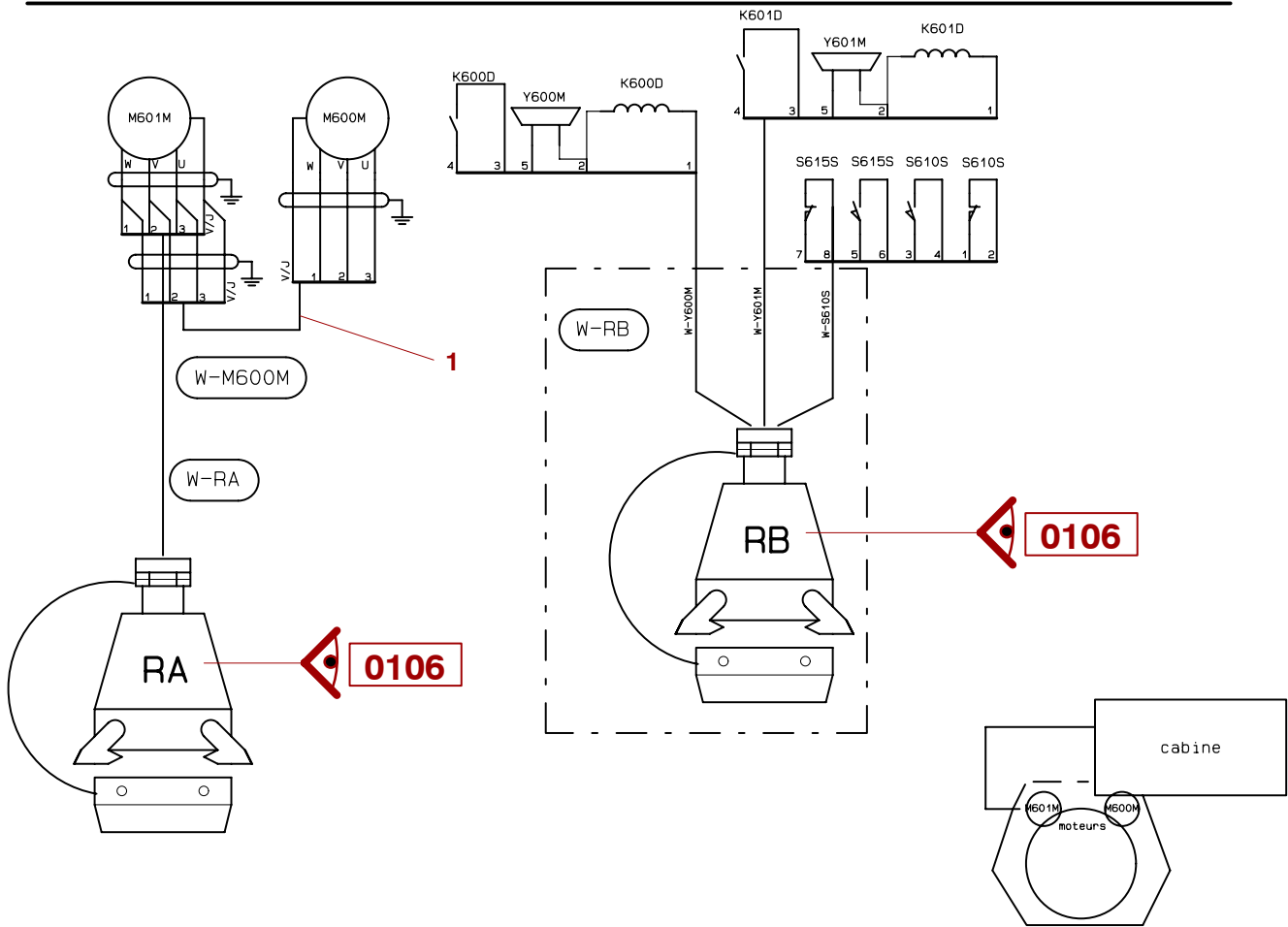
*Pièces d'origine ou pièces validées par POTAIN = SECURITE*

| REP | REFERENCE         | QTE      | QML | PRE      | SY | DESIGNATION                 | DESCRIPTION |
|-----|-------------------|----------|-----|----------|----|-----------------------------|-------------|
|     | <b>N-86410-89</b> | <b>1</b> |     | <b>3</b> |    | <b>CAISSE RESIST 7 OHMS</b> | <b>BOX</b>  |
| 1   | T-00338-27        | 2        | 200 |          | BA | VIS H M10X25/25 CL8.8       | SCREW       |
| 2   | W-00350-03        | 2        | 100 |          | BA | RONDELLE M10 N              | WASHER      |
| 3   | E-00347-11        | 2        | 100 |          | BA | RONDELLE W10                | WASHER      |
| 4   | T-00345-63        | 2        | 200 |          | BA | ECROU HM M10 CL8            | NUT         |
| 5   | M-90384-36        | 1        |     |          | BA | SUPPORT CABLE ELECTRIQUE    | SUPPORT     |
| 6   | R-70501-13        | 4        |     |          |    | ISOLANT CAISSE RESISTANC    | INSULATOR   |
| 7   | Q-70501-12        | 4        |     |          |    | PANNEAU PERSIENNE           | PANEL       |
| 8   | N-70501-10        | 2        |     |          |    | ISOLANT CAISSE RESISTANC    | INSULATOR   |
| 9   | P-70501-11        | 2        |     |          |    | BORNE CAISSE RESISTANCES    | TERMINAL    |



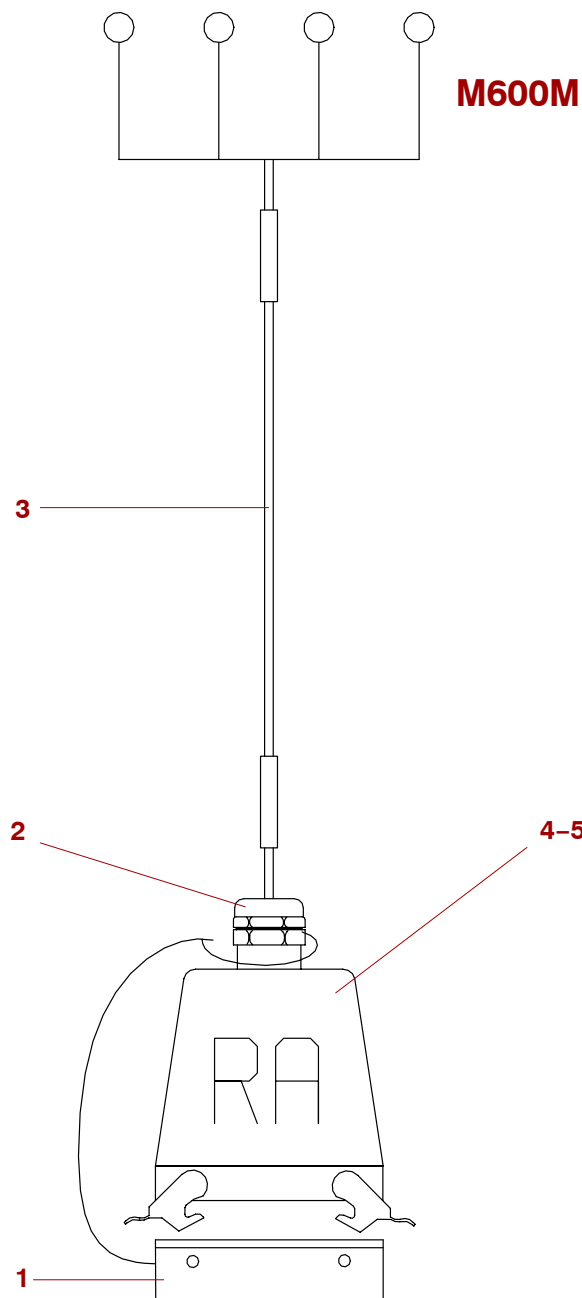
*Original parts or parts validated by POTAIN = SAFETY*

| REP | REFERENCE       | QTE      | QML | PRE | SY | DESIGNATION              | DESCRIPTION              |
|-----|-----------------|----------|-----|-----|----|--------------------------|--------------------------|
|     | <b>83400231</b> | <b>1</b> |     |     |    | <b>ORIENTATION</b>       | <b>SLEWING-MECHANISM</b> |
| 1   | 03R-0140-063-1  | 1        |     |     |    | SUPPORT FDC EQUIPE       | SUPPORT                  |
| 2   | 03R-0141-009-1  | 1        |     |     |    | FIN-COURSE ORIENTATION   | LIMIT SWITCH             |
| 3   | 03R-0105-055-0  | 1        |     |     |    | CABLERIE RVF MD          | CABLES                   |
| 4   | 03R-0106-060-0  | 1        |     |     |    | CABLE-ELEC RA 4G6BL 12M  | ELECTRIC CABLE           |
| 5   | 03R-0106-062-0  | 1        |     |     |    | FAISCEAU ELEC RB RVF 12M | WIRE HARNESS             |
| 6   | 03R-0155-025-0  | 1        |     |     |    | ACCESS ORIENT            | ACCESSORIES              |
| 7   | 03R-0250-001-1  | 1        |     |     |    | BLOC GIROUETTE ELEC R20V | BLOCK                    |
| 7   | 03R-0250-004-1  | 1        |     |     | MA | BLOC GIROUETTE FREIN     | BLOCK                    |
| 8   | 03R-0150-047-0  | 1        |     |     |    | MOTEUR-CG 1V 5,5KW       | SQUIRREL CAGE MOTOR      |
| 9   | 03R-0300-007-1  | 1        |     |     |    | CODEUR EQUIPE            | ENCODER                  |
| 10  | 03R-0160-052-0  | 2        |     |     |    | REDUCTEUR-PLAN R163      | PLANETARY REDUCER        |

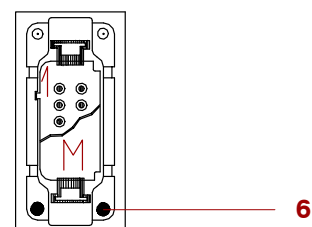


*Original parts or parts validated by POTAIN = SAFETY*

| REP | REFERENCE  | QTE | QML | PRE | SY | DESIGNATION            | DESCRIPTION    |
|-----|------------|-----|-----|-----|----|------------------------|----------------|
|     | W-78522-66 | 1   |     |     |    | CABLERIE RVF MD        | CABLES         |
| 1   | W-68522-72 | 1   |     |     |    | CABLE-ELEC 4G6BL M600M | ELECTRIC CABLE |

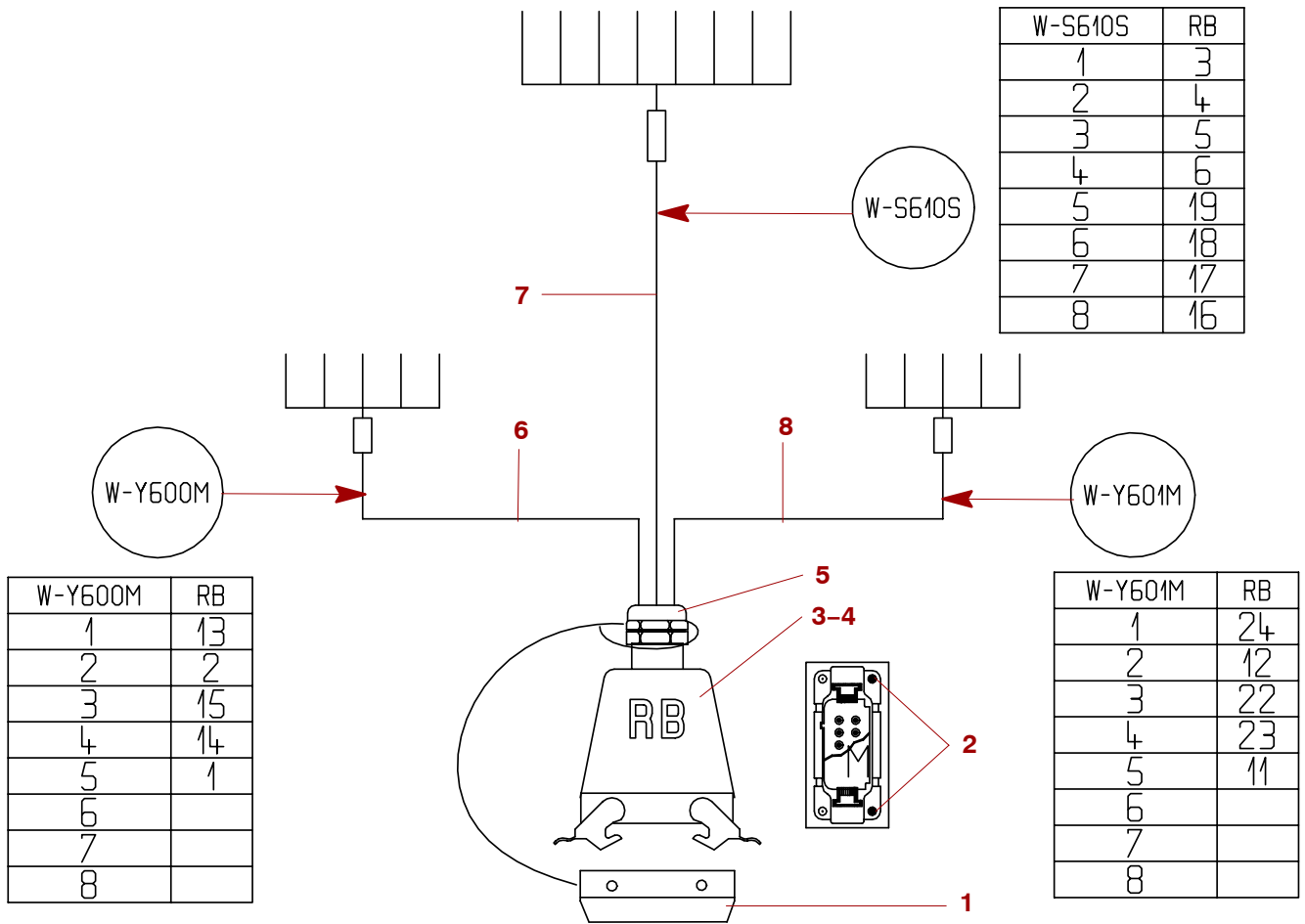


| RA | REPERE     |
|----|------------|
| 1  | 1          |
| 2  | 2          |
| 3  | 3          |
| 4  | VERT-JAUNE |



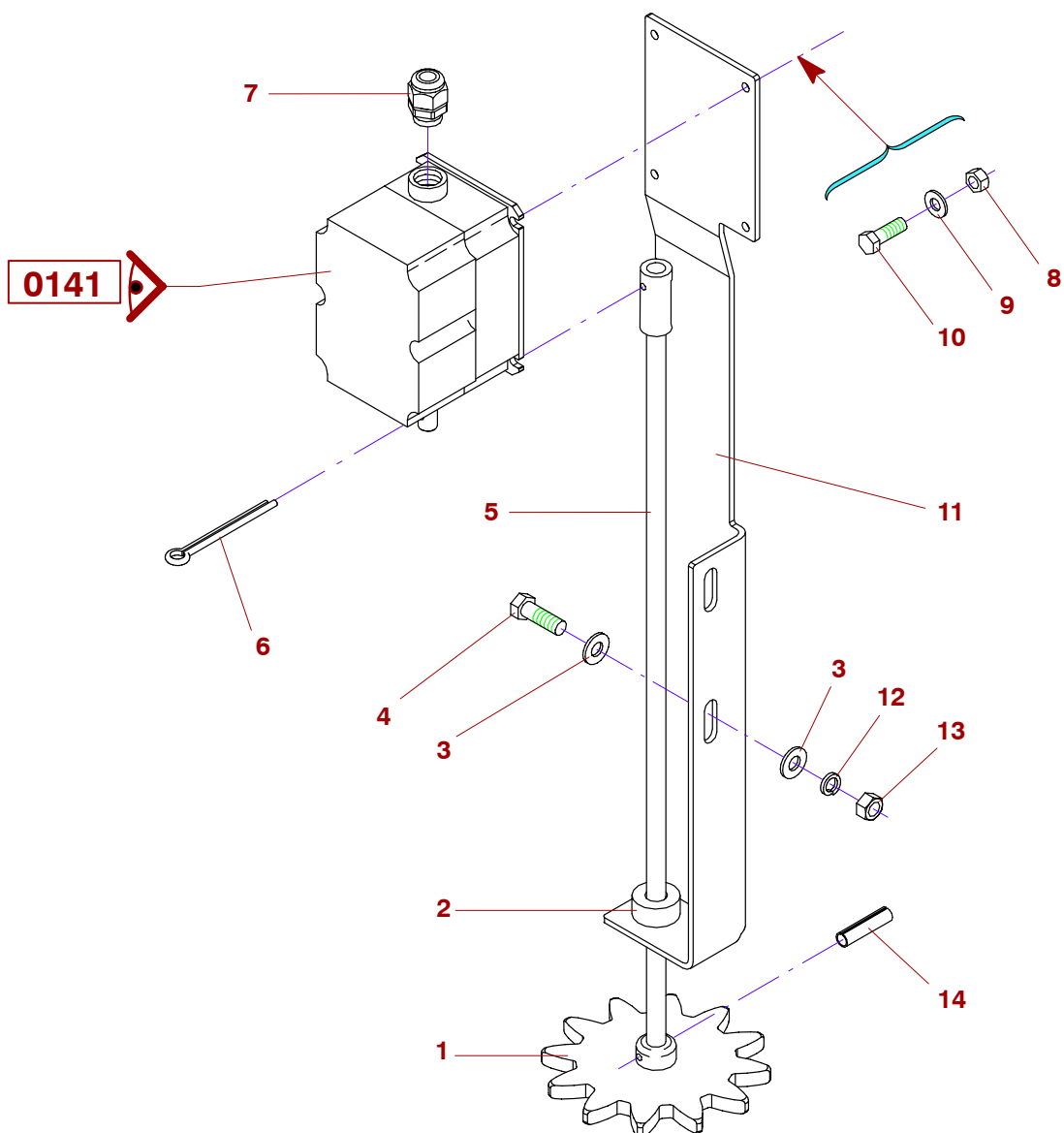
*Original parts or parts validated by POTAIN = SAFETY*

| REP | REFERENCE         | QTE      | QML | PRE | SY | DESIGNATION                    | DESCRIPTION           |
|-----|-------------------|----------|-----|-----|----|--------------------------------|-----------------------|
|     | <b>K-04667-25</b> | <b>1</b> |     |     |    | <b>CABLE-ELEC 4G6BL RA 12M</b> | <b>ELECTRIC CABLE</b> |
| 1   | Z-20407-89        | 1        |     |     |    | COUVERCLE 6C 35A + JOINT       | COVER PLATE           |
| 2   | Q-64414-40        | 1        |     |     |    | PRESSE-ETOUPE DE 29 CEM        | PACKING GLAND         |
| 3   | E-61045-03        | 12       |     |     |    | CABLE U750 4G6 BLINDE          | ROPE                  |
| 4   | B-17407-33        | 1        |     | 2   | LA | PRISE MALE 6CONTACTS 35A       | CONNECTION            |
| 5   | V-20407-86        | 1        |     |     |    | CAPOT COUD 35A 6C H            | COVER                 |
| 6   | V-17407-28        | 2        | 10  |     |    | VIS DE REPERAGE                | SCREW                 |



*Original parts or parts validated by POTAIN = SAFETY*

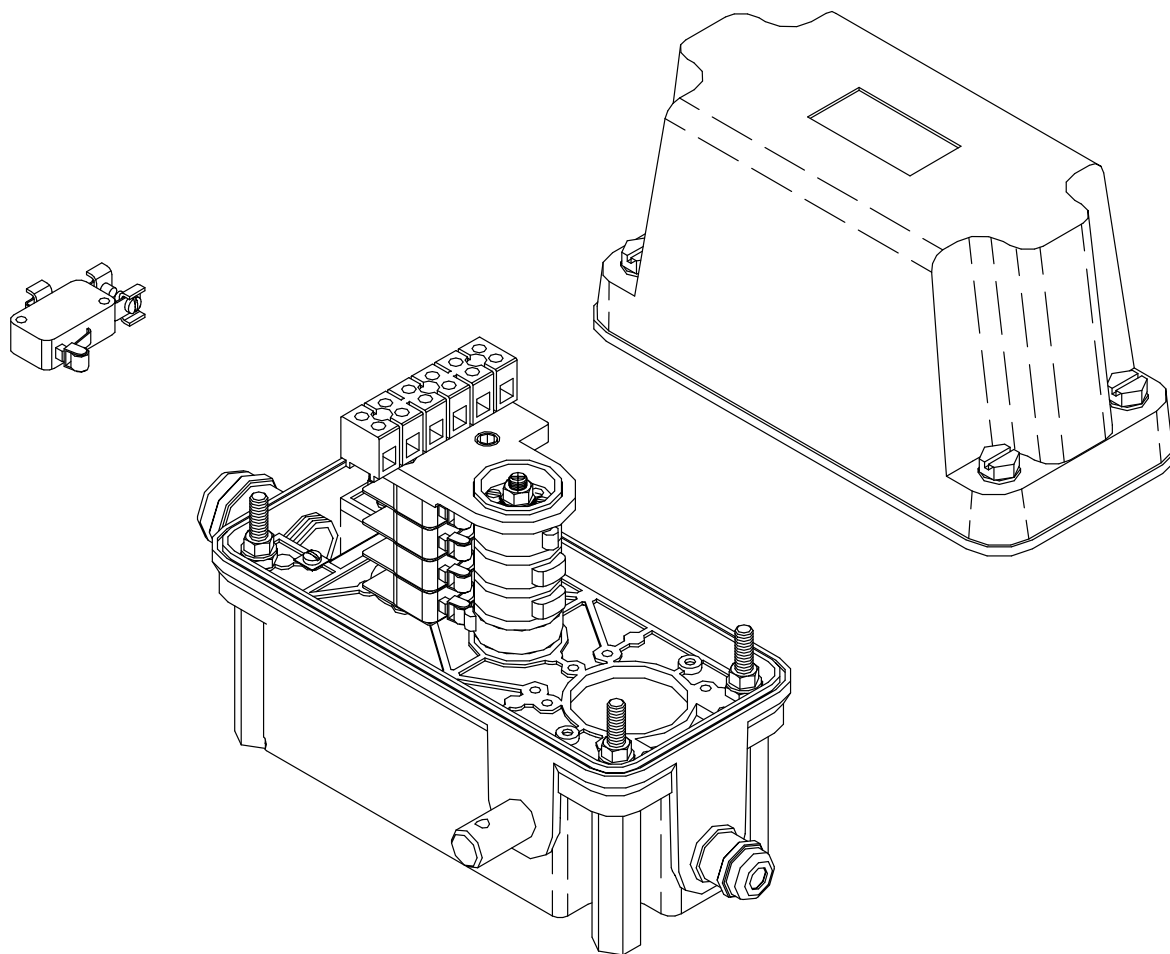
| REP | REFERENCE         | QTE      | QML | PRE | SY | DESIGNATION             | DESCRIPTION         |
|-----|-------------------|----------|-----|-----|----|-------------------------|---------------------|
|     | <b>R-03667-73</b> | <b>1</b> |     |     |    | <b>FAISCEAU-ELEC RB</b> | <b>WIRE HARNESS</b> |
| 1   | Z-17407-77        | 1        |     |     |    | COUVERCLE 24C +JOINT    | COVER PLATE         |
| 2   | V-17407-28        | 2        | 10  |     |    | VIS DE REPERAGE         | SCREW               |
| 3   | E-17407-59        | 1        |     |     |    | CAPOT COUDE 24C HAUT    | COVER               |
| 4   | Q-17407-69        | 1        |     |     |    | PRISE MALE 24C PRESSION | CONNECTION          |
| 5   | G-64414-78        | 1        |     |     |    | PRESSE-ETOUPE 29 3X10PL | PACKING GLAND       |
| 6   | S-61045-15        | 12       |     | LA  |    | CABLE 05 CSV 30 8X0,75  | ROPE                |
| 7   | S-61045-15        | 12       |     | LA  |    | CABLE 05 CSV 30 8X0,75  | ROPE                |
| 8   | S-61045-15        | 12       |     | LA  |    | CABLE 05 CSV 30 8X0,75  | ROPE                |



*Original parts or parts validated by POTAIN = SAFETY*

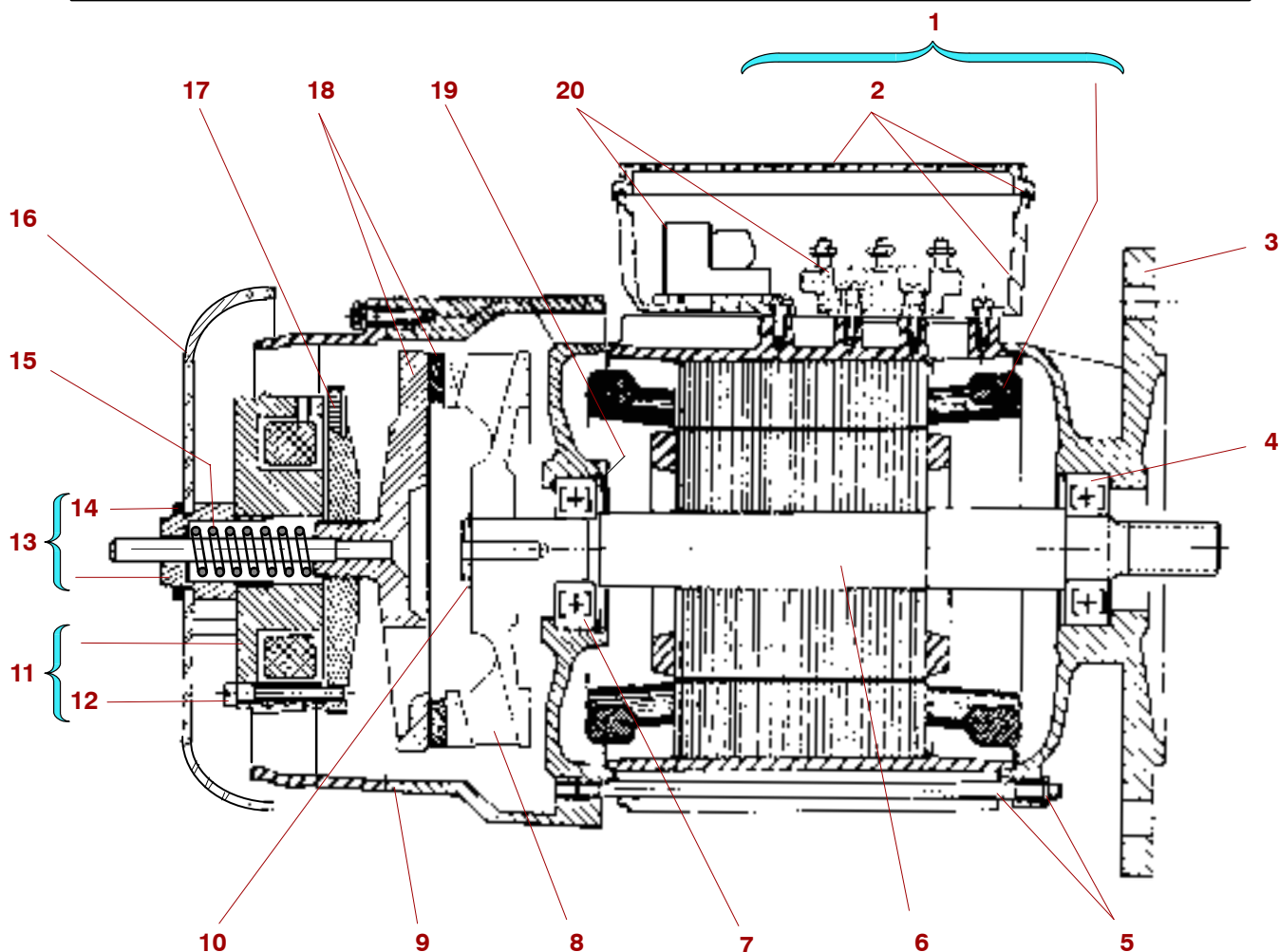
| REP | REFERENCE         | QTE      | QML | PRE | SY | DESIGNATION                     | DESCRIPTION    |
|-----|-------------------|----------|-----|-----|----|---------------------------------|----------------|
|     | <b>C-59974-59</b> | <b>1</b> |     |     |    | <b>SUPPORT FIN DE COURSE EQ</b> | <b>SUPPORT</b> |
| 1   | K-15393-99        | 1        |     |     |    | PIGNON 12DENTS M10              | PINION         |
| 2   | X-85110-79        | 1        |     | 2   |    | PALIER D12                      | BEARING        |
| 3   | W-00350-03        | 4        |     |     |    | RONDELLE M10 N                  | WASHER         |
| 4   | V-00338-29        | 2        | 200 |     |    | VIS H M10X30/30 CL8.8           | SCREW          |
| 5   | P-53974-23        | 1        |     |     |    | ARBRE ENTRAINEMENT FDC          | SHAFT          |
| 6   | V-00355-31        | 1        |     |     |    | GOUPILLE V 4X28 NFE27487        | SAFETY-PIN     |
| 7   | E-39414-45        | 1        |     |     |    | PRESSE-ETOUPE 11(5-10)PL        | PACKING GLAND  |
| 8   | K-00342-10        | 4        |     |     |    | ECROU HM M6 CL6                 | NUT            |
| 9   | U-00350-01        | 4        |     |     |    | RONDELLE M 6 N                  | WASHER         |
| 10  | V-00283-32        | 4        |     |     |    | VIS H M6X20 CL5.6               | SCREW          |
| 11  | M-53974-21        | 1        |     |     |    | SUPPORT FIN DE COURSE           | SUPPORT        |
| 12  | E-00347-11        | 2        |     |     |    | RONDELLE W10                    | WASHER         |
| 13  | M-00341-66        | 2        |     |     |    | ECROU H M10 CL8                 | NUT            |
| 14  | P-00357-32        | 1        |     |     |    | GOUPILLE-ELAST E 4X30           | MECANINDUS PIN |





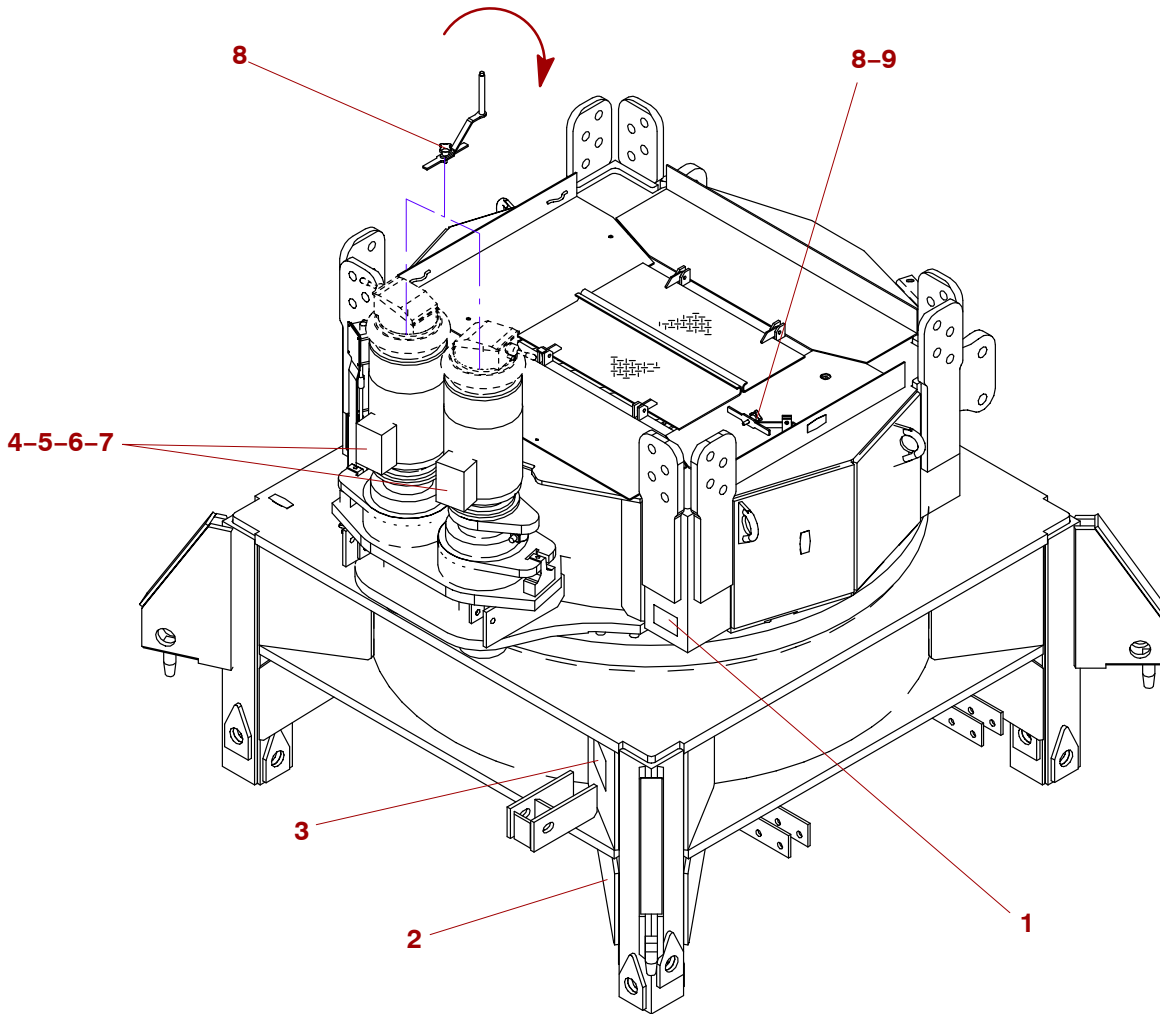
*Original parts or parts validated by POTAIN = SAFETY*

| REP | REFERENCE  | QTE | QML | PRE | SY | DESIGNATION            | DESCRIPTION  |
|-----|------------|-----|-----|-----|----|------------------------|--------------|
|     | C-10974-70 | 1   |     |     |    | FIN-COURSE ORIENTATION | LIMIT SWITCH |



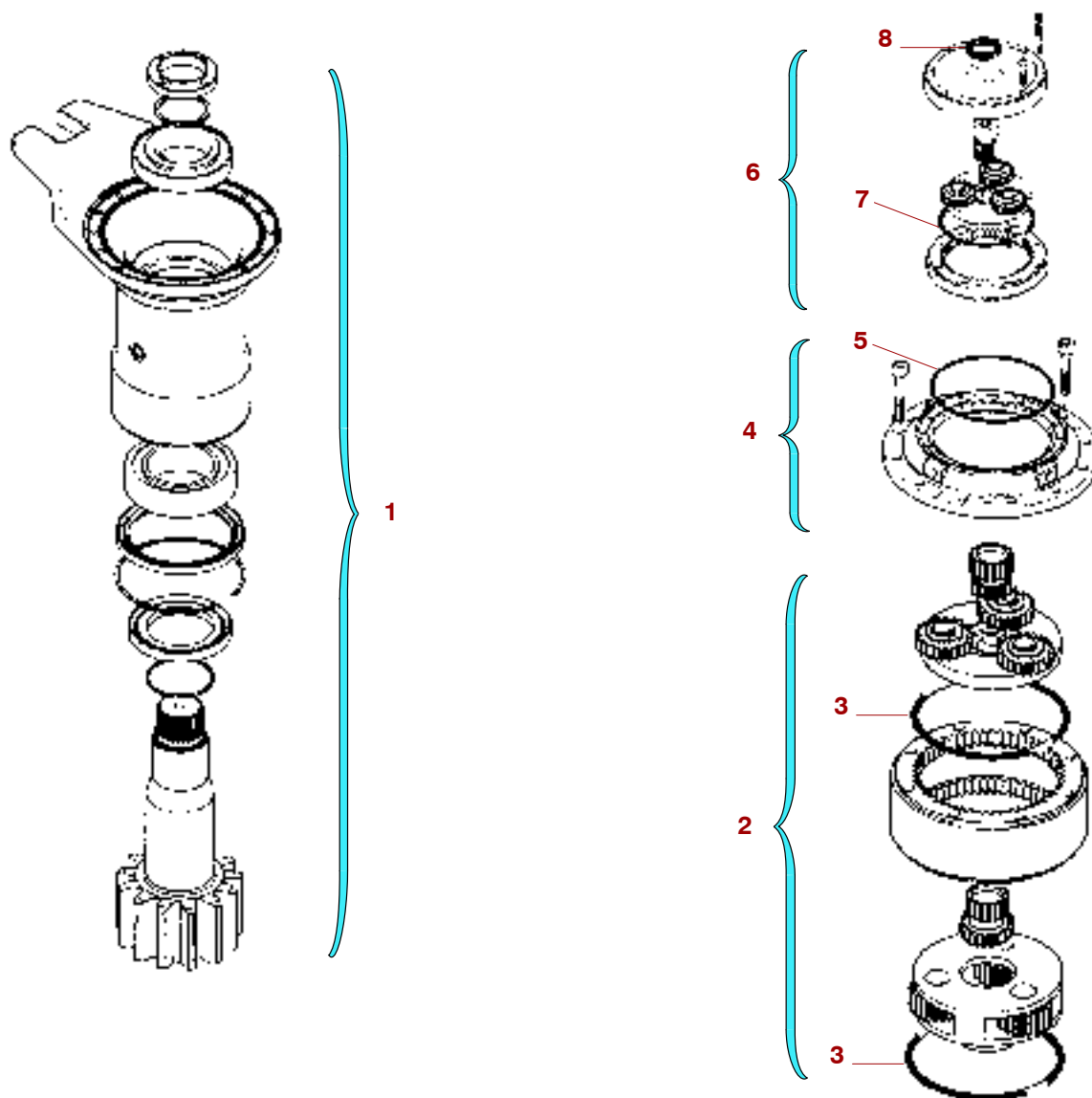
*Original parts or parts validated by POTAIN = SAFETY*

| REP | REFERENCE         | QTE      | QML | PRE      | SY | DESIGNATION                | DESCRIPTION                |
|-----|-------------------|----------|-----|----------|----|----------------------------|----------------------------|
|     | <b>C-82439-15</b> | <b>1</b> |     | <b>3</b> |    | <b>MOTEUR-CG 1V 5,5 KW</b> | <b>SQUIRREL CAGE MOTOR</b> |
| 1   | H-84517-94        | 1        |     |          |    | STATOR 1V 5,5KW            | STATOR                     |
| 2   | Z-83517-13        | 1        |     |          |    | BOITE-A-BORNES COMPLETE    | TERMINAL BOX               |
| 3   | M-84517-98        | 1        |     |          |    | FLASQUE BRIDE              | FLANGE                     |
| 4   | Z-00396-97        | 1        |     |          |    | ROULEMENT 6308 2RS         | BEARING                    |
| 5   | J-84517-95        | 1        |     |          | WA | TIGE-ASS JEU DE 4          | ASSEMBLING ROD             |
| 6   | K-84517-96        | 1        |     |          |    | ROTOR-CAGE                 | SQUIRREL CAGE ROTOR        |
| 7   | V-02396-10        | 1        |     |          |    | ROULEMENT 6307 2RS         | BEARING                    |
| 8   | C-85517-01        | 1        |     |          |    | DISQUE-VENTILATEUR         | FAN DISC                   |
| 9   | N-84517-99        | 1        |     |          |    | FLASQUE COTE FREIN         | FLANGE                     |
| 10  | K-00363-26        | 1        |     |          |    | ANNEAU-D'ARRET 34 E        | LOCKING RING               |
| 11  | Q-11517-39        | 1        |     |          |    | CULASSE-BOBINEE            | YOKE                       |
| 12  | D-60439-66        | 1        |     |          |    | VIS POSITIONNEMENT         | SCREW                      |
| 13  | V-10517-86        | 1        |     |          |    | BOITE-A-RESSORT            | SPRING BOX                 |
| 14  | Q-06517-88        | 1        |     |          |    | CONTRE-ECROU               | COUNTERNUT                 |
| 15  | Z-79517-20        | 1        |     |          |    | RESSORT FREINAGE BLANC     | SPRING                     |
| 16  | C-78517-65        | 1        |     |          |    | TOLE DE PRTECTION          | PLATE                      |
| 17  | J-40439-60        | 1        |     |          |    | ARMATURE-MOBILE            | MOBILE-ARMATURE            |
| 18  | L-84517-97        | 1        |     |          |    | DISQUE-DE-FREIN            | BRAKE DISC                 |
| 19  | B-00362-49        | 1        |     |          |    | ANNEAU-D'ARRET 80 I        | LOCKING RING               |
| 20  | 82003735          | 1        |     |          |    | PLAQUE-A-BORNES            | TERMINAL STRIP             |



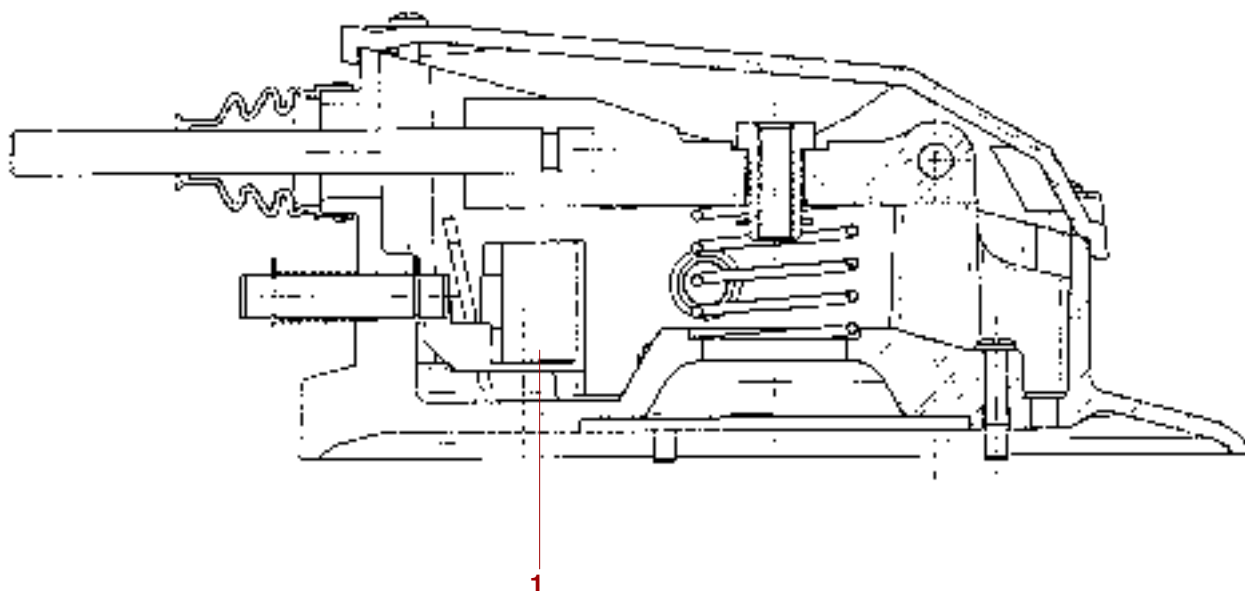
*Original parts or parts validated by POTAIN = SAFETY*

| REP | REFERENCE  | QTE      | QML | PRE | SY | DESIGNATION   | BEZEICHNUNG         | DESCRIPTION        |
|-----|------------|----------|-----|-----|----|---------------|---------------------|--------------------|
|     |            | <b>1</b> |     |     |    | <b>ACCESS</b> | <b>ZUBEHOER</b>     | <b>ACCESSORIES</b> |
| 1   | H-03475-14 | 1        |     |     |    | ADHESIF       | AUFKLEBER           | ADHESIVE           |
| 2   | K-03475-16 | 1        |     |     |    | ADHESIF       | AUFKLEBER           | ADHESIVE           |
| 3   | Q-18475-35 | 1        |     |     |    | PLAQUE        | PLATTE              | PLATE              |
| 4   | X-01414-94 | 3        |     |     |    | AMPLIFICATEUR | VERSTAERKER         | AMPLIFIER          |
| 5   | D-39414-21 | 4        |     |     |    | PRESSE-ETOUPE | STOPFBUECHSE        | PACKING GLAND      |
| 6   | Q-64414-40 | 3        |     |     |    | PRESSE-ETOUPE | STOPFBUECHSE        | PACKING GLAND      |
| 7   | D-02414-80 | 4        |     |     |    | REDUCTION     | REDUZIERSTUECK      | RESTRICTOR         |
| 8   | V-90109-36 | 1        |     |     |    | MANIVELLE     | HANDKURBEL          | WHEELBRACE         |
| 9   | N-00360-30 | 1        |     |     |    | GOUPILLE      | SICHERHEITSSTIFT    | SAFETY-PIN         |
| 10  | A-61032-11 | 0,05     |     | AA  |    | GRAISSE       | SCHMIERMITTEL       | GREASE             |
| 11  | S-01032-63 | 1        |     | AA  |    | GRAISSE       | SCHMIERMITTEL       | GREASE             |
| 12  | K-01035-78 | 0,10     |     | AA  |    | ANTI-GRIPPANT | FEST FRESSVERHUETER | ANTIGALLING AGENT  |



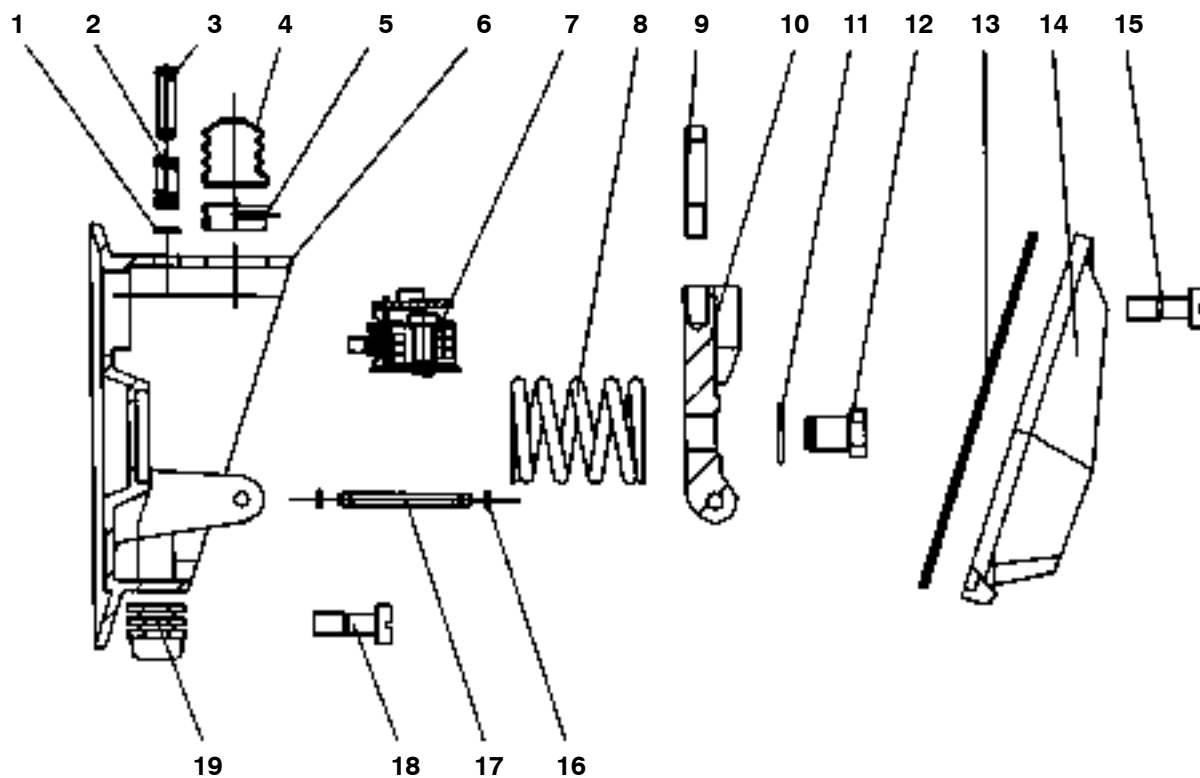
*Original parts or parts validated by POTAIN = SAFETY*

| REP | REFERENCE         | QTE      | QML | PRE      | SY | DESIGNATION                | DESCRIPTION    |
|-----|-------------------|----------|-----|----------|----|----------------------------|----------------|
|     | <b>P-86389-05</b> | <b>1</b> |     | <b>3</b> |    | <b>REDUCTEUR PLAN R163</b> | <b>REDUCER</b> |
| 1   | S-93517-47        | 1        |     |          |    | BOITE PALIERE EQUIPEE      | BOX            |
| 2   | T-93517-48        | 1        |     |          |    | TRAIN PORTE-SAT            | TREN           |
| 3   | B-21304-91        | 1        |     | <b>3</b> |    | JOINT-TORE                 | O-RING-SEAL    |
| 4   | U-93517-49        | 1        |     |          |    | CARTER INTERMEDIAIRE EQU   | HOUSING        |
| 5   | P-61304-56        | 1        |     | <b>3</b> |    | JOINT-TORE 2,62 X 145,72   | O-RING-SEAL    |
| 6   | V-93517-50        | 1        |     |          |    | TRAIN PORTE-SAT            | TREN           |
| 7   | P-61304-56        | 1        |     | <b>3</b> |    | JOINT-TORE 2,62 X 145,72   | O-RING-SEAL    |
| 8   | L-98460-57        | 1        |     | <b>3</b> |    | BAGUE-ETANCH 35X52X7       | SEAL RING      |



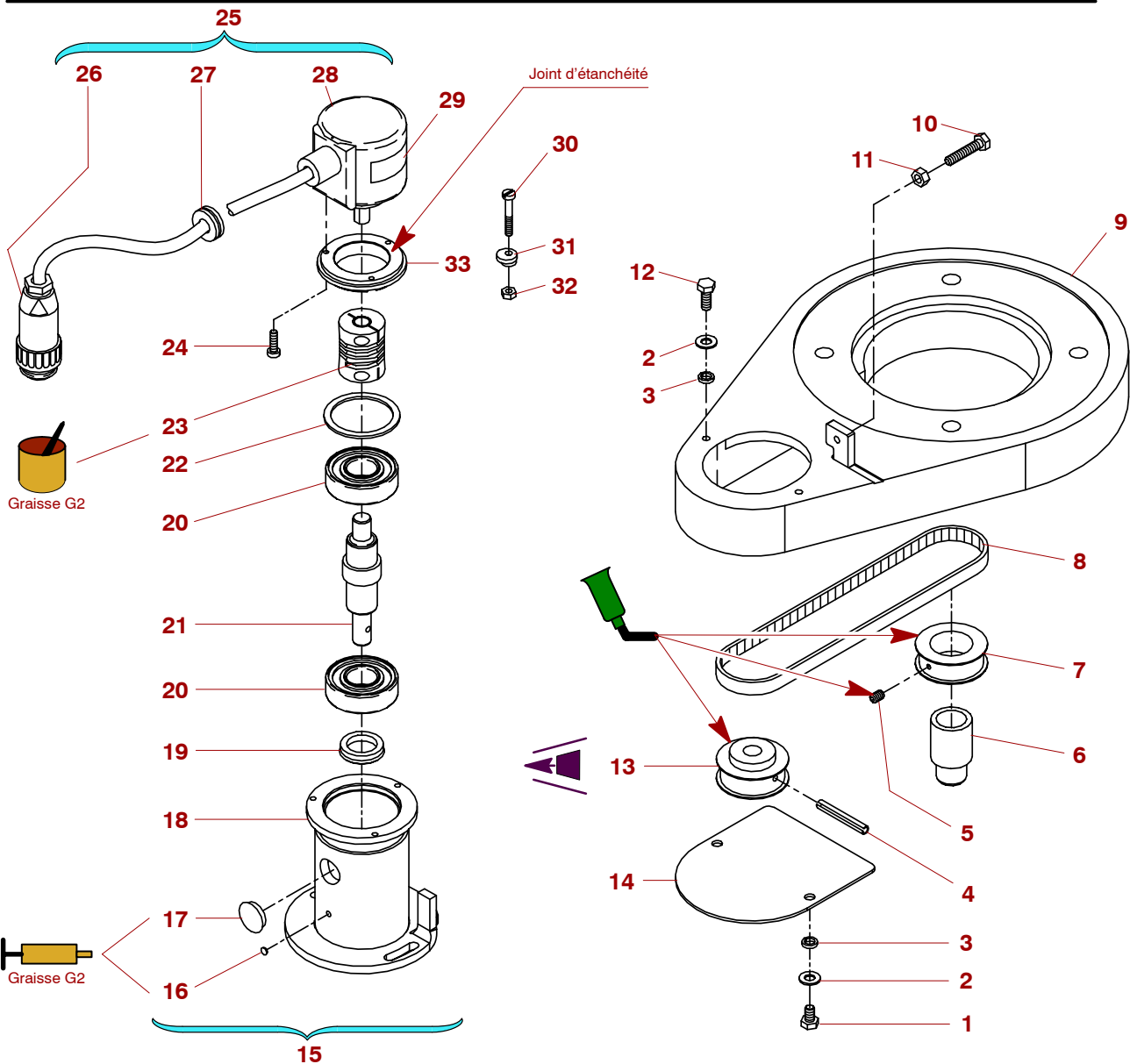
*Original parts or parts validated by POTAIN = SAFETY*

| REP | REFERENCE  | QTE | QML | PRE | SY | DESIGNATION              | DESCRIPTION |
|-----|------------|-----|-----|-----|----|--------------------------|-------------|
|     | U-11421-98 | 1   |     | 2   |    | BLOC GIROUETTE ELEC R20V | BLOCK       |
| 1   | M-35421-72 | 1   |     | 1   |    | BOBINE MISE EN GIROUETTE | COIL        |



*Original parts or parts validated by POTAIN = SAFETY*

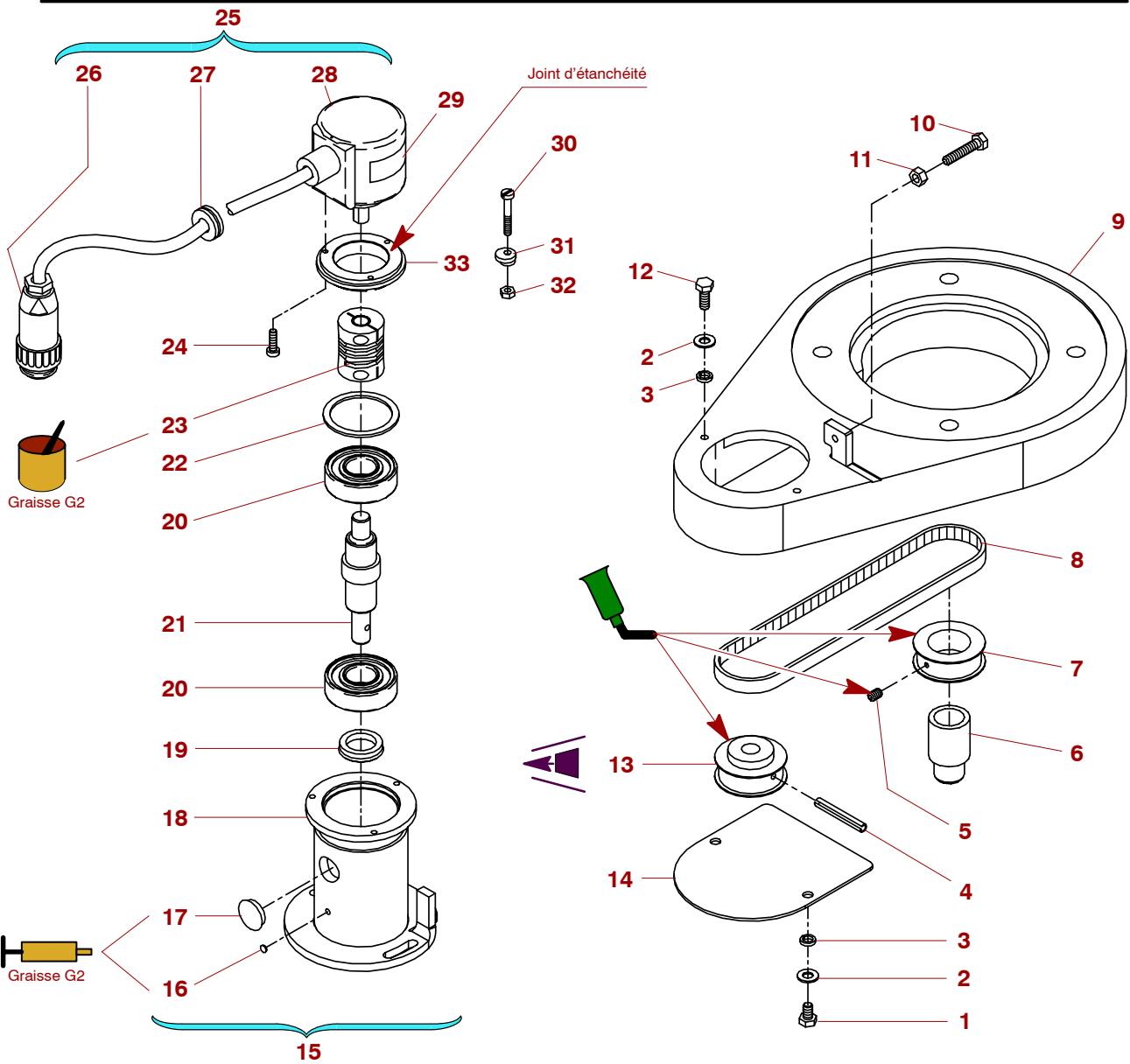
| REP | REFERENCE            | QTE      | QML | PRE      | SY | DESIGNATION                   | DESCRIPTION        |
|-----|----------------------|----------|-----|----------|----|-------------------------------|--------------------|
|     | <b>X-51974-23/EB</b> | <b>1</b> |     | <b>3</b> |    | <b>BLOC MISE EN GIROUETTE</b> | <b>BLOCK</b>       |
| 1   | C-01363-23           | 1        |     |          |    | ANNEAU TRUARC 14E             | RING               |
| 2   | K-55974-96           | 1        |     |          |    | BOUTON-POUSOIR RESSORT        | PUSH BUTTON        |
| 3   | M-77662-60           | 1        |     |          |    | BOUTON-POUSOIR                | PUSH BUTTON        |
| 4   | P-77662-62           | 1        |     | 3        |    | SOUFFLET MISE EN GIROUET      | BELLOWS            |
| 5   | Q-77662-63           | 1        |     |          |    | SUPPORT DE SOUFFLET           | SUPPORT            |
| 6   | J-55974-95           | 1        |     |          |    | CORPS                         | BODY               |
| 7   | L-55974-97           | 1        |     |          |    | BOBINE                        | COIL               |
| 8   | M-55974-98           | 1        |     |          |    | RESSORT-COMP                  | COMPRESSION SPRING |
| 9   | N-55974-99           | 1        |     |          |    | LEVIER                        | LEVER              |
| 10  | C-56974-01           | 1        |     |          |    | LEVIER                        | LEVER              |
| 11  | F-00363-22           | 1        |     |          |    | ANNEAU-D'ARRET 30 E           | LOCKING RING       |
| 12  | E-56974-03           | 1        |     |          |    | PRESSE-ETOUPE                 | PACKING GLAND      |
| 13  | F-56974-04           | 1        |     |          |    | BAGUE-ETANCH                  | SEAL RING          |
| 14  | G-56974-05           | 1        |     |          |    | COUVERCLE                     | COVER PLATE        |
| 15  | U-77662-67           | 4        |     |          |    | VIS M5X16 CL 8.8              | SCREW              |
| 16  |                      | 2        |     |          |    | ANNEAU-D'ARRET                | LOCKING RING       |
| 17  | D-56974-02           | 1        |     |          |    | AXE                           | PIN                |
| 18  |                      | 3        |     |          |    | VIS M5X30 CL 8.8              | SCREW              |
| 19  | R-77662-87           | 1        |     |          |    | PRESSE-ETOUPE                 | PACKING GLAND      |



*Original parts or parts validated by POTAIN = SAFETY*

| REP | REFERENCE         | QTE      | QML | PRE | SY | DESIGNATION              | DESCRIPTION     |
|-----|-------------------|----------|-----|-----|----|--------------------------|-----------------|
|     | <b>E-05671-61</b> | <b>1</b> |     |     |    | <b>LOT CODEUR RVF</b>    | <b>SET</b>      |
| 1   | J-08338-04        | 2        |     |     |    | VIS H M6X10 CL8-8        | SCREW           |
| 2   | U-00350-01        | 4        |     |     |    | RONDELLE M 6 N           | WASHER          |
| 3   | A-00347-07        | 4        |     |     |    | RONDELLE W6              | WASHER          |
| 4   | P-00357-32        | 1        |     |     |    | GOUPILLE-ELAST E 4X30    | MECANINDUS PIN  |
| 5   | F-01328-30        | 1        |     |     |    | VIS STHC M4X6 CL14-9     | SCREW           |
| 6   | H-51384-60        | 1        |     |     |    | MANCHON-ACCOUPEMENT      | COUPLING SLEEVE |
| 7   | E-06671-65        | 1        |     |     |    | PIGNON ALU Z=27 DINT=28  | PINION          |
| 8   | A-72387-21        | 1        |     |     |    | COURROIE LONG500 PAS5    | VEE BELT        |
| 9   | M-03671-37        | 1        |     |     |    | SUPPORT CODEUR PIVOT     | SUPPORT         |
| 10  | X-00338-08        | 1        | 100 |     |    | VIS H M6X30/30 CL8.8     | SCREW           |
| 11  | C-00341-11        | 1        | 200 |     |    | ECROU H M6 CL 8.8        | NUT             |
| 12  | Z-00283-35        | 2        |     |     |    | VIS H M6X16 CL8.8        | SCREW           |
| 13  | V-03671-45        | 1        |     |     |    | PIGNON ALU Z=27 DINT=12  | PINION          |
| 14  | S-92234-07        | 1        |     |     |    | PLAQUE 2X100X115 DC01ZE  | PLATE           |
| 15  | Q-03671-40        | 1        |     |     |    | CODEUR SUR PIVOT         | ENCODER         |
| 16  | W-35374-89        | 1        |     |     |    | BOUCHON-PLASTIQUE D4,4   | PLASTIC PLUG    |
| 17  | V-35374-88        | 1        |     |     |    | BOUCHON-PLASTIQUE D18    | PLASTIC PLUG    |
| 18  | N-03671-38        | 1        |     |     |    | SUPPORT CODEUR PIV.+TUBE | SUPPORT         |

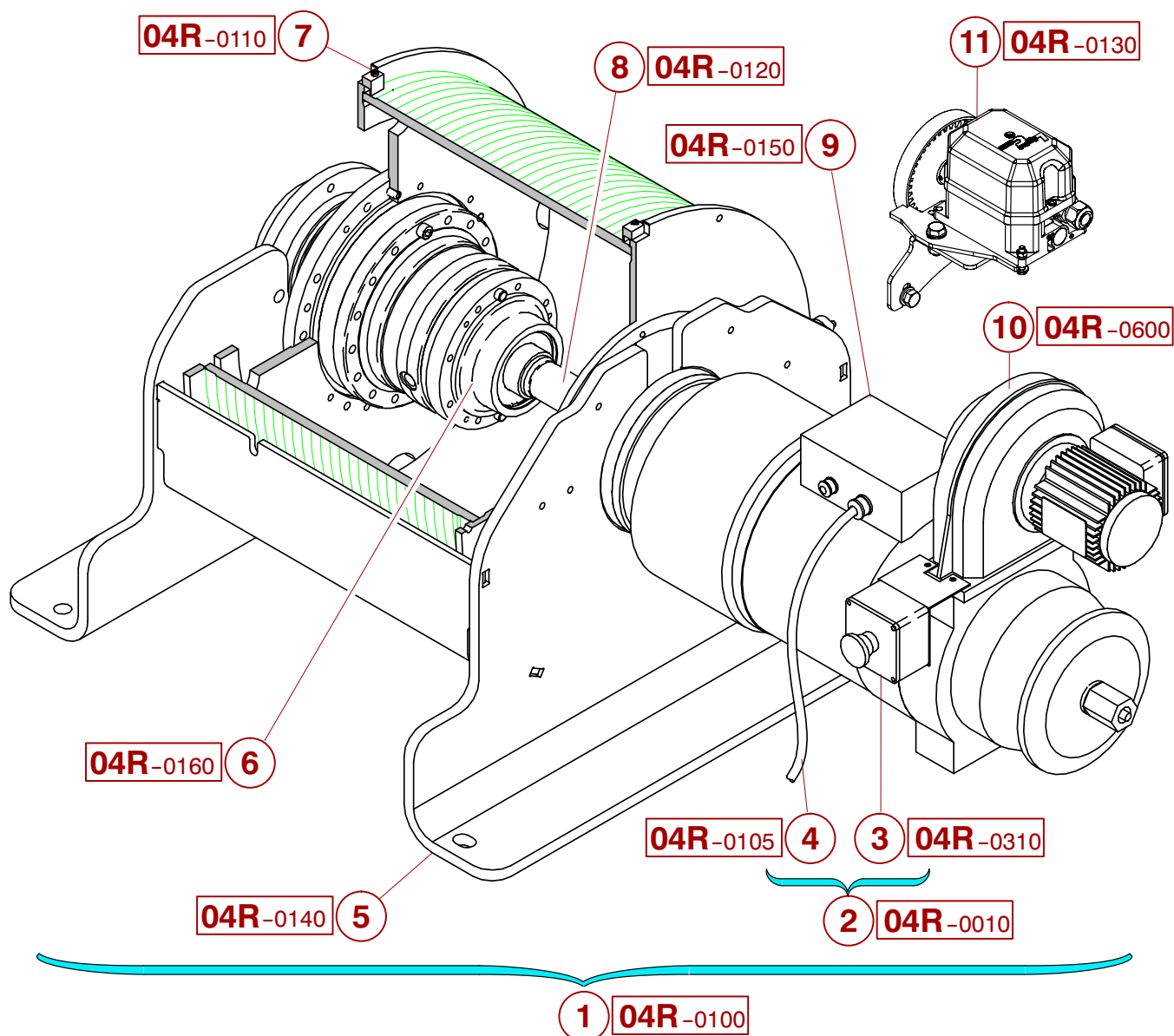
../..



*Original parts or parts validated by POTAIN = SAFETY*

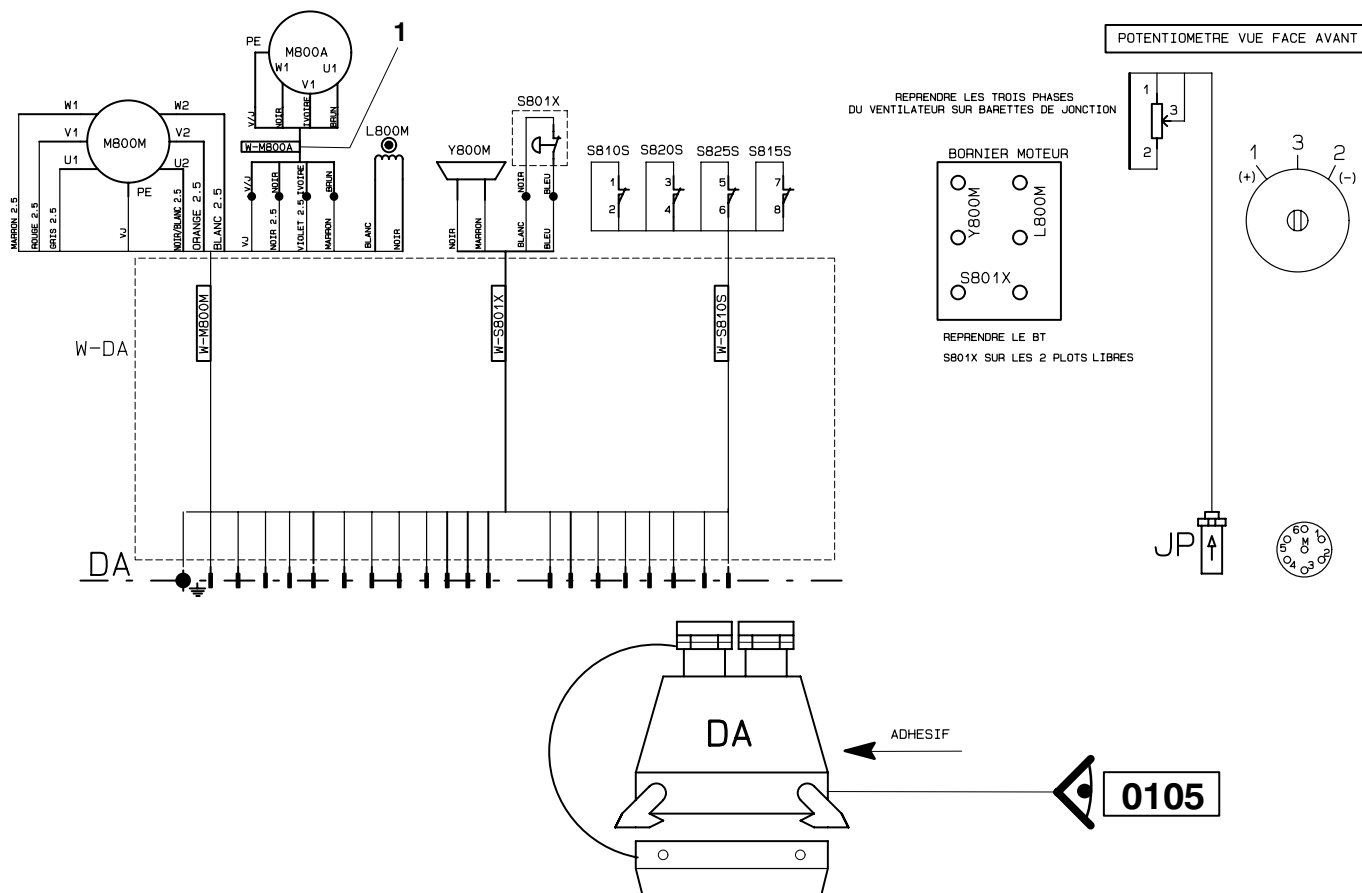
| REP | REFERENCE  | QTE | QML | PRE | SY | DESIGNATION              | DESCRIPTION  |
|-----|------------|-----|-----|-----|----|--------------------------|--------------|
| 19  | W-07512-46 | 1   |     | 2   |    | JOINT V20 A              | SEAL         |
| 20  | G-18396-15 | 2   |     | 2   |    | ROULEMENT 6204 2RS STR   | BEARING      |
| 21  | J-65273-39 | 1   |     |     |    | ARBRE DE LIAISON         | SHAFT        |
| 22  | H-00362-32 | 1   |     |     |    | ANNEAU-D'ARRET 47 I      | LOCKING RING |
| 23  | S-64414-42 | 1   |     |     |    | ACCOUPLMENT FLEX. FENDU  | COUPLING     |
| 24  | A-01325-03 | 3   |     |     |    | VIS CM M3X10 CL5-6       | SCREW        |
| 25  | P-94384-54 | 1   |     | 1   |    | CODEUR INCREMENTAL CABLE | ENCODER      |
| 26  | R-20407-36 | 1   |     | 2   |    | CONNECTEUR MALE 6 + T    | CONNECTOR    |
| 27  | B-01414-97 | 1   |     |     |    | PASSE-FIL DE 10          | GUIDE        |
| 28  |            | 1   |     |     | SA | CODEUR INCREMENTAL 1024  | ENCODER      |
| 29  | Q-18475-35 | 1   |     |     |    | PLAQUE CODE SERIE        | PLATE        |
| 30  | M-01325-14 | 3   |     |     |    | VIS CM M3X16 CL5-6       | SCREW        |
| 31  | L-78517-27 | 3   |     |     |    | BRIDE DE SERRAGE         | BRACKET      |
| 32  | V-01341-32 | 3   |     |     |    | ECROU H M3 CL 6,8        | NUT          |
| 33  | X-64273-48 | 1   |     |     |    | BRIDE D'ADAPTATION       | BRACKET      |





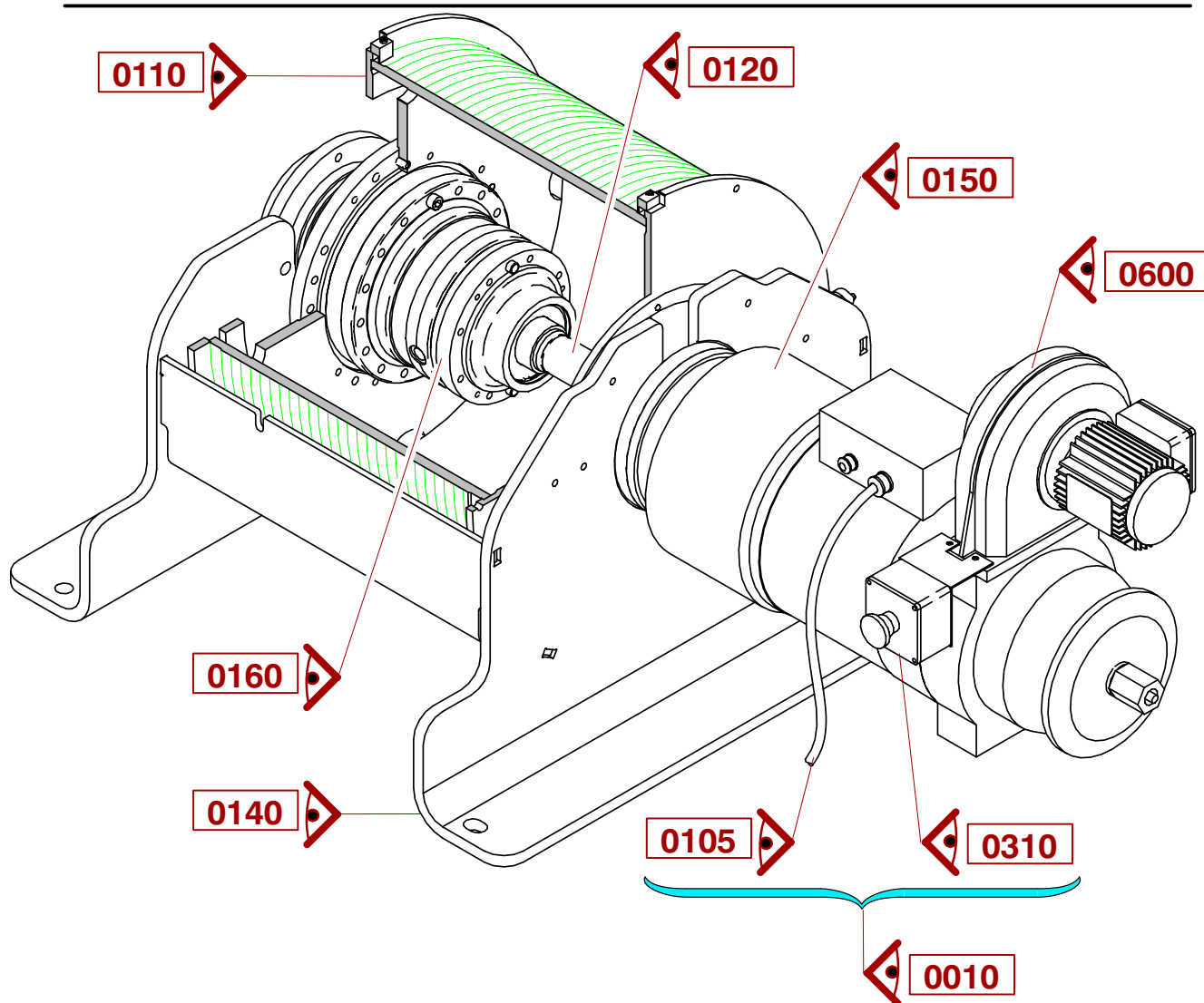
*Original parts or parts validated by POTAIN = SAFETY*

| REP | REFERENCE         | QTE      | QML | PRE | SY | DESIGNATION                     | DESCRIPTION         |
|-----|-------------------|----------|-----|-----|----|---------------------------------|---------------------|
|     | <b>T-07671-36</b> | <b>1</b> |     |     |    | <b>TREUIL DIST 6D3V4-3E3 IN</b> | <b>WINCH</b>        |
| 1   | 04R-0100-018-2    | 1        |     |     |    | TREUIL DIST 6D3V4-3E3           | WINCH               |
| 2   | 04R-0010-039-0    | 1        |     |     |    | CABLERIE 6D3V MD                | CABLES              |
| 3   | 04R-0310-004-0    | 1        |     |     |    | BOITIER ARRET D'URGENCE         | BOX                 |
| 4   | 04R-0105-016-0    | 1        |     |     |    | FAISCEAU ELEC DA                | WIRE HARNESS        |
| 5   | 04R-0140-019-0    | 1        |     |     |    | CHASSIS TREUIL 6D3V4-3E3        | CHASSIS             |
| 6   | 04R-0160-025-1    | 1        |     |     |    | REDUCTEUR-PLAN R46,8            | PLANETARY REDUCER   |
| 7   | 04R-0110-033-0    | 1        |     |     |    | TAMBOUR DIST 6D3V4-3E3          | DRUM                |
| 8   | 04R-0120-015-0    | 1        |     |     |    | ARBRE RES. GRAISSE + VIS        | SHAFT               |
| 9   | 04R-0150-005-1    | 1        |     |     |    | MOTEUR-CG 2V RCV 65MN FC        | SQUIRREL CAGE MOTOR |
| 10  | 04R-0600-005-0    | 1        |     |     |    | VENTILATEUR 3 PH 400V           | FAN                 |
| 11  | 04R-0130-059-0    | 1        |     |     |    | LOT FDC 1/298 IND STR           | SET                 |



*Original parts or parts validated by POTAIN = SAFETY*

| REP | REFERENCE  | QTE | QML | PRE | SY | DESIGNATION | BEZEICHNUNG   | DESCRIPTION    |
|-----|------------|-----|-----|-----|----|-------------|---------------|----------------|
|     | N-78522-81 | 1   |     |     |    | CABLERIE    | KABEL         | CABLES         |
| 1   | Q-03667-49 | 1   |     |     |    | CABLE-ELEC  | ELEKTR. KABEL | ELECTRIC CABLE |



*Original parts or parts validated by POTAIN = SAFETY*

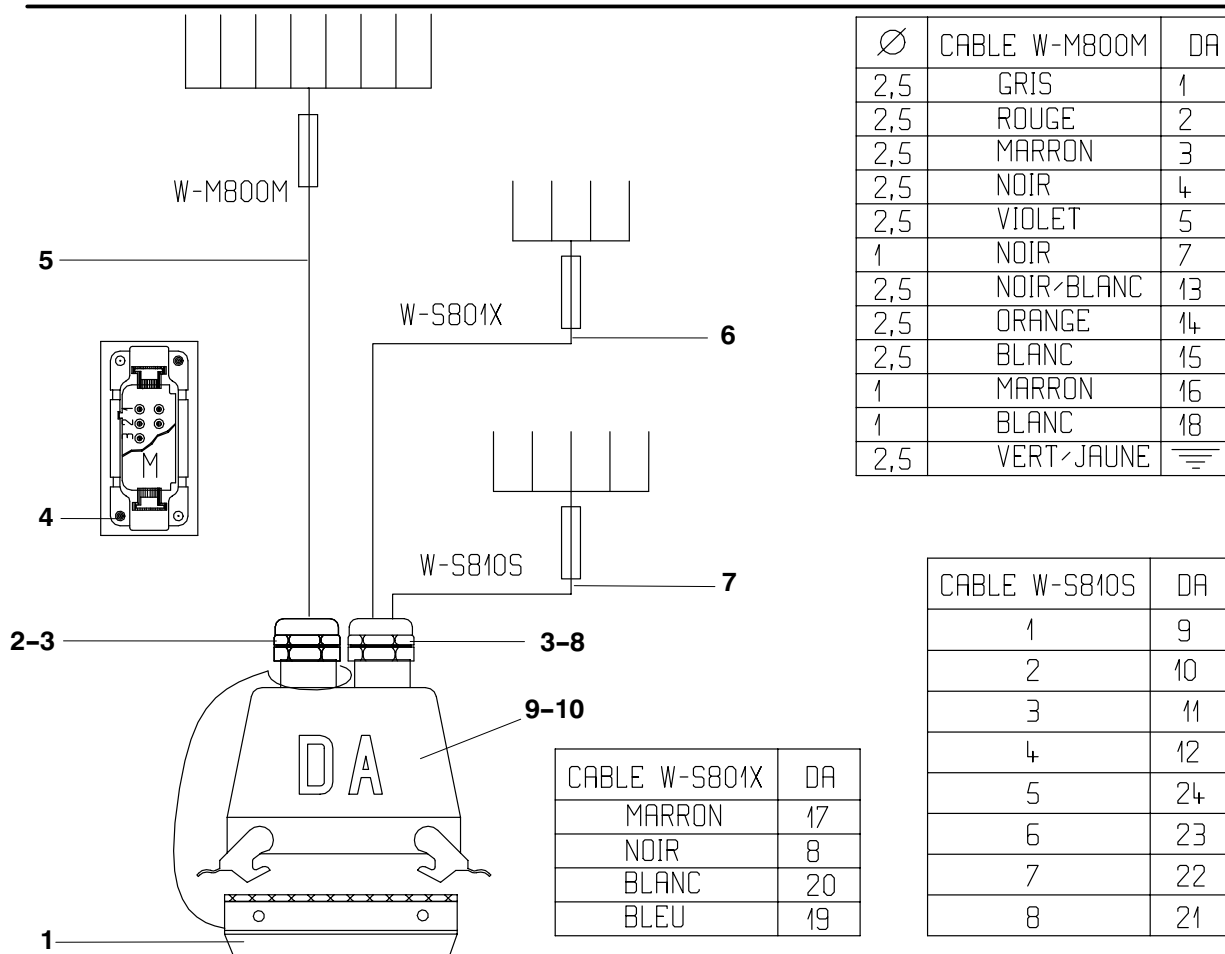
| REP | REFERENCE | QTE | QML | PRE | SY | DESIGNATION | DESCRIPTION |
|-----|-----------|-----|-----|-----|----|-------------|-------------|
|-----|-----------|-----|-----|-----|----|-------------|-------------|

S-07671-35

1

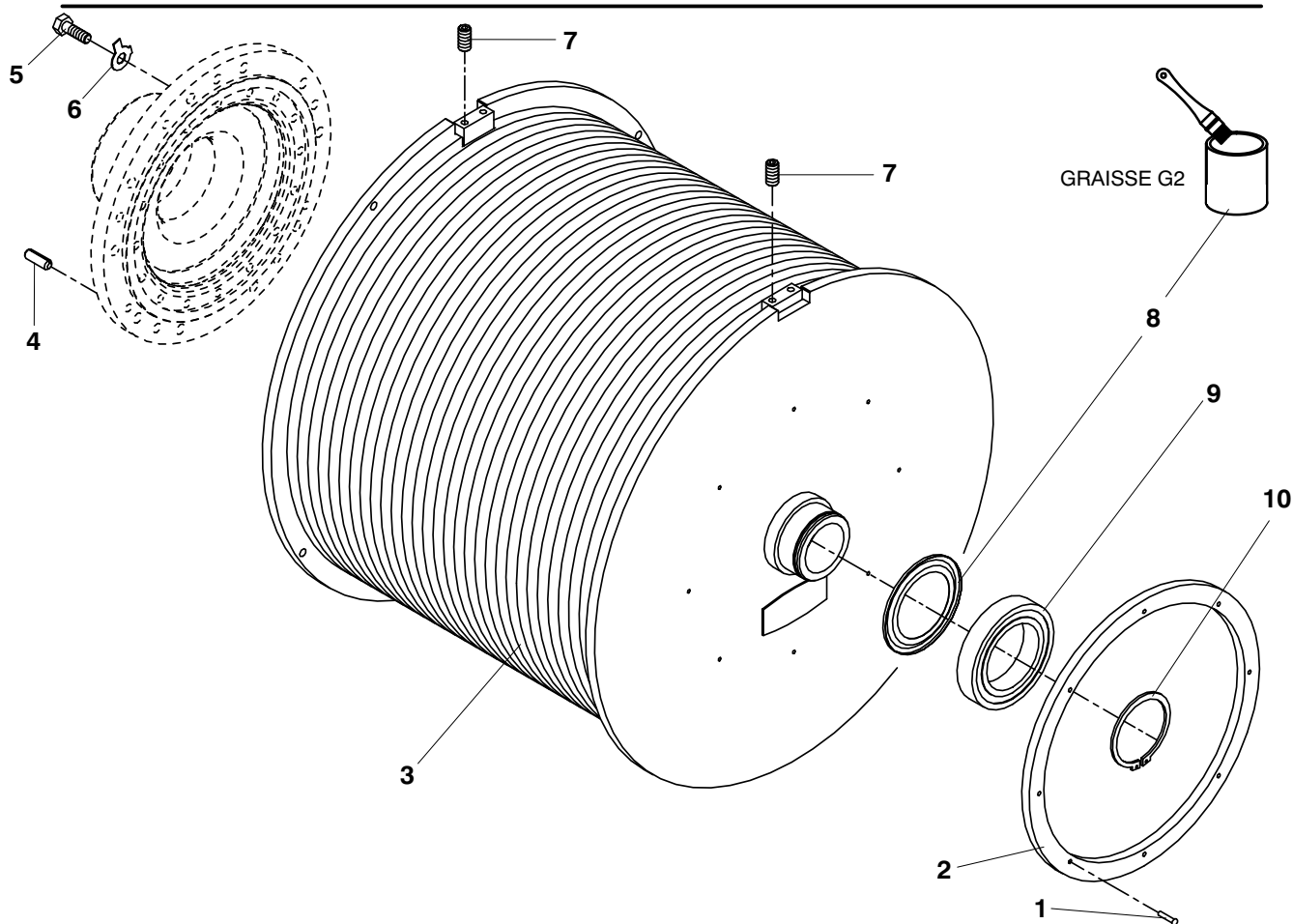
TREUIL DIST 6D3V4-3E3 BA

WINCH



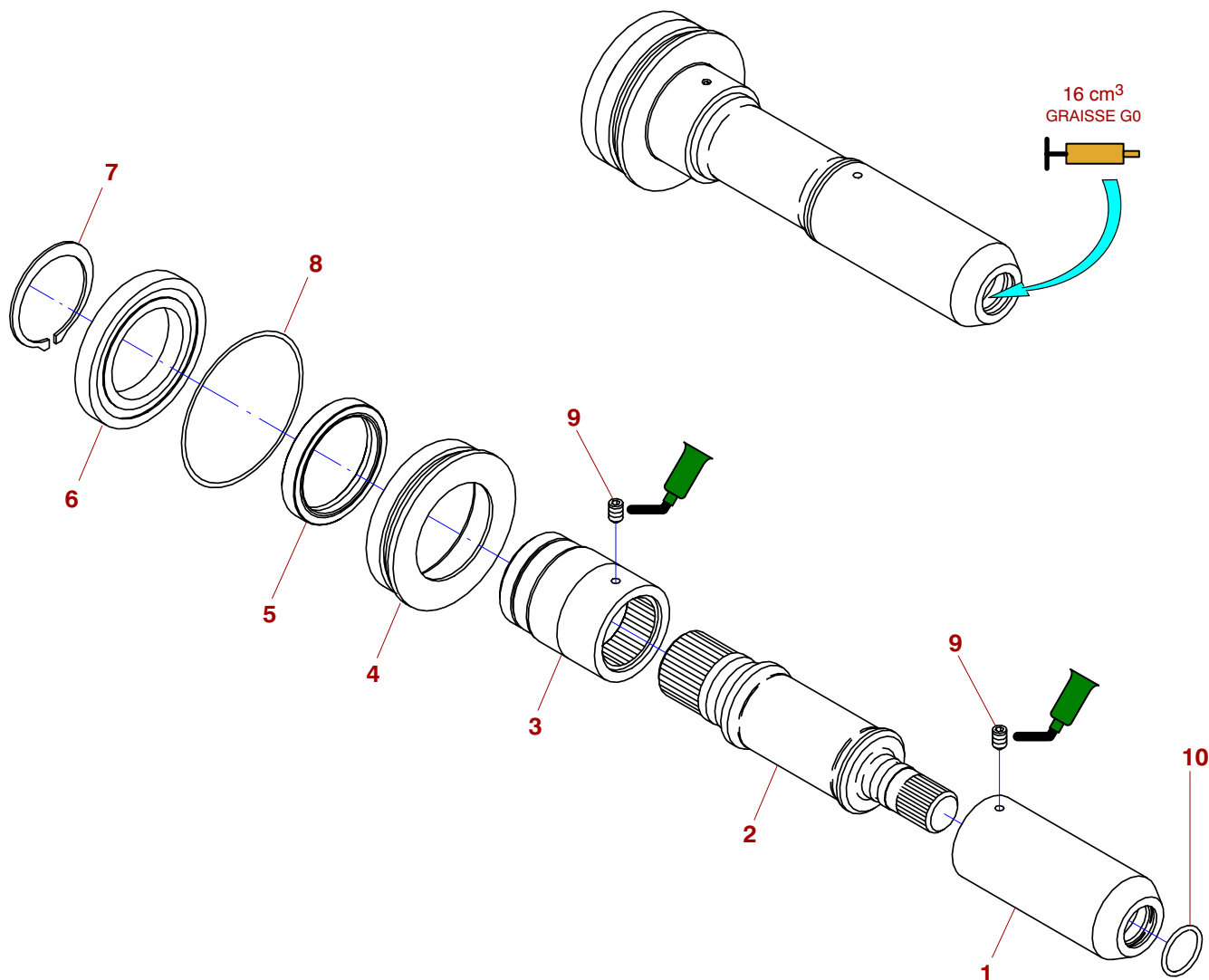
*Original parts or parts validated by POTAIN = SAFETY*

| REP | REFERENCE         | QTE      | QML | PRE | SY | DESIGNATION     | BEZEICHNUNG        | DESCRIPTION         |
|-----|-------------------|----------|-----|-----|----|-----------------|--------------------|---------------------|
|     | <b>P-03667-48</b> | <b>1</b> |     |     |    | <b>FAISCEAU</b> | <b>KABELSTRANG</b> | <b>WIRE HARNESS</b> |
| 1   | W-17407-98        | 1        |     |     |    | COUVERCLE       | DECKEL             | COVER PLATE         |
| 2   | G-39414-24        | 1        |     |     |    | PRESSE-ETOUPE   | STOPFBUECHSE       | PACKING GLAND       |
| 3   | X-01414-94        | 2        |     |     |    | AMPLIFICATEUR   | VERSTAERKER        | AMPLIFIER           |
| 4   | V-17407-28        | 2        | 10  |     |    | VIS             | SCHRAUBE           | SCREW               |
| 5   | L-10045-12        | 18       |     |     | LA | CABLE           | SEIL               | ROPE                |
| 6   | G-10045-08        | 18       |     |     | LA | CABLE           | SEIL               | ROPE                |
| 7   | S-61045-15        | 18       |     |     | LA | CABLE           | SEIL               | ROPE                |
| 8   | G-64414-78        | 1        |     |     |    | PRESSE-ETOUPE   | STOPFBUECHSE       | PACKING GLAND       |
| 9   | B-62407-75        | 1        |     |     |    | CAPOT           | HAUBE              | COVER               |
| 10  | Q-17407-69        | 1        |     |     |    | PRISE           | ANSCHLUSS          | CONNECTION          |



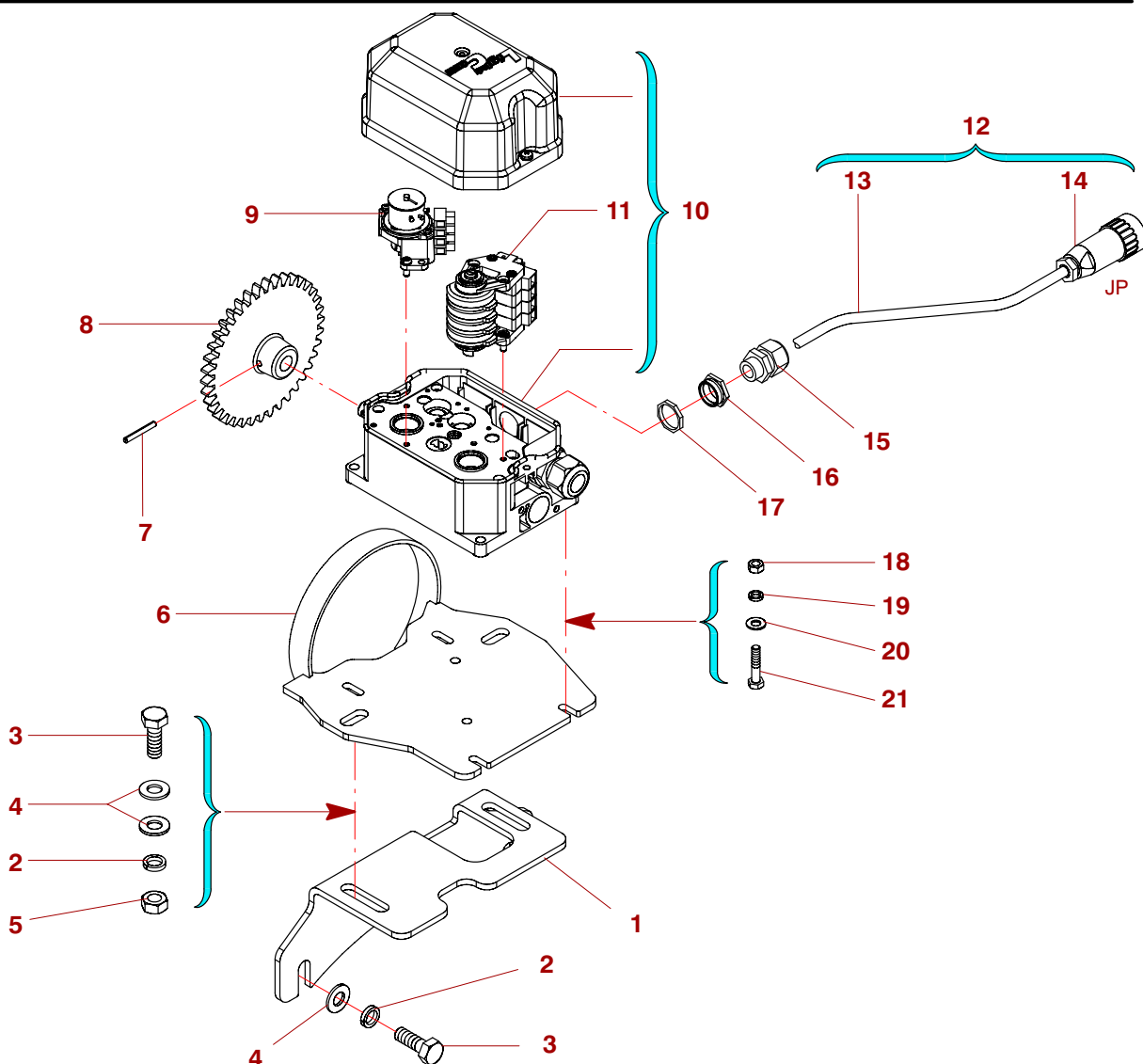
*Original parts or parts validated by POTAIN = SAFETY*

| REP | REFERENCE  | QTE | QML | PRE | SY | DESIGNATION                   | DESCRIPTION    |
|-----|------------|-----|-----|-----|----|-------------------------------|----------------|
|     |            | 1   |     |     |    | <b>TAMBOUR DIST 6D3V4-3E3</b> | <b>DRUM</b>    |
| 1   | P-01365-18 | 8   | 10  |     |    | CLOU CANNELE D4X20            | DOWEL          |
| 2   | C-17399-52 | 1   |     |     |    | COURONNE 101DENTS M3          | TOOTHED RING   |
| 3   | M-07671-53 | 1   |     |     | DA | TAMBOUR DIST DF506 P8.1D      | DRUM           |
| 4   | X-00357-63 | 5   | 100 |     |    | GOUPILLE-ELAST E 10X30        | MECANINDUS PIN |
| 5   | V-00338-29 | 10  | 200 |     |    | VIS H M10X30 CL8.8            | SCREW          |
| 6   | Q-00236-81 | 10  |     |     |    | FREIN-D'ECROU EQUER 10        | SCREW LOCK     |
| 7   | Z-00328-20 | 4   |     |     |    | VIS STHC M8X16 CL14-9         | SCREW          |
| 8   | S-01459-97 | 1   |     |     |    | RONDELLE-ETANCH 103X70 E      | GASKET         |
| 9   | L-01396-43 | 1   |     | 2   |    | ROULEMENT 6014 2RS            | BEARING        |
| 10  | Q-00363-31 | 1   |     |     |    | ANNEAU-D'ARRET 70 E           | LOCKING RING   |



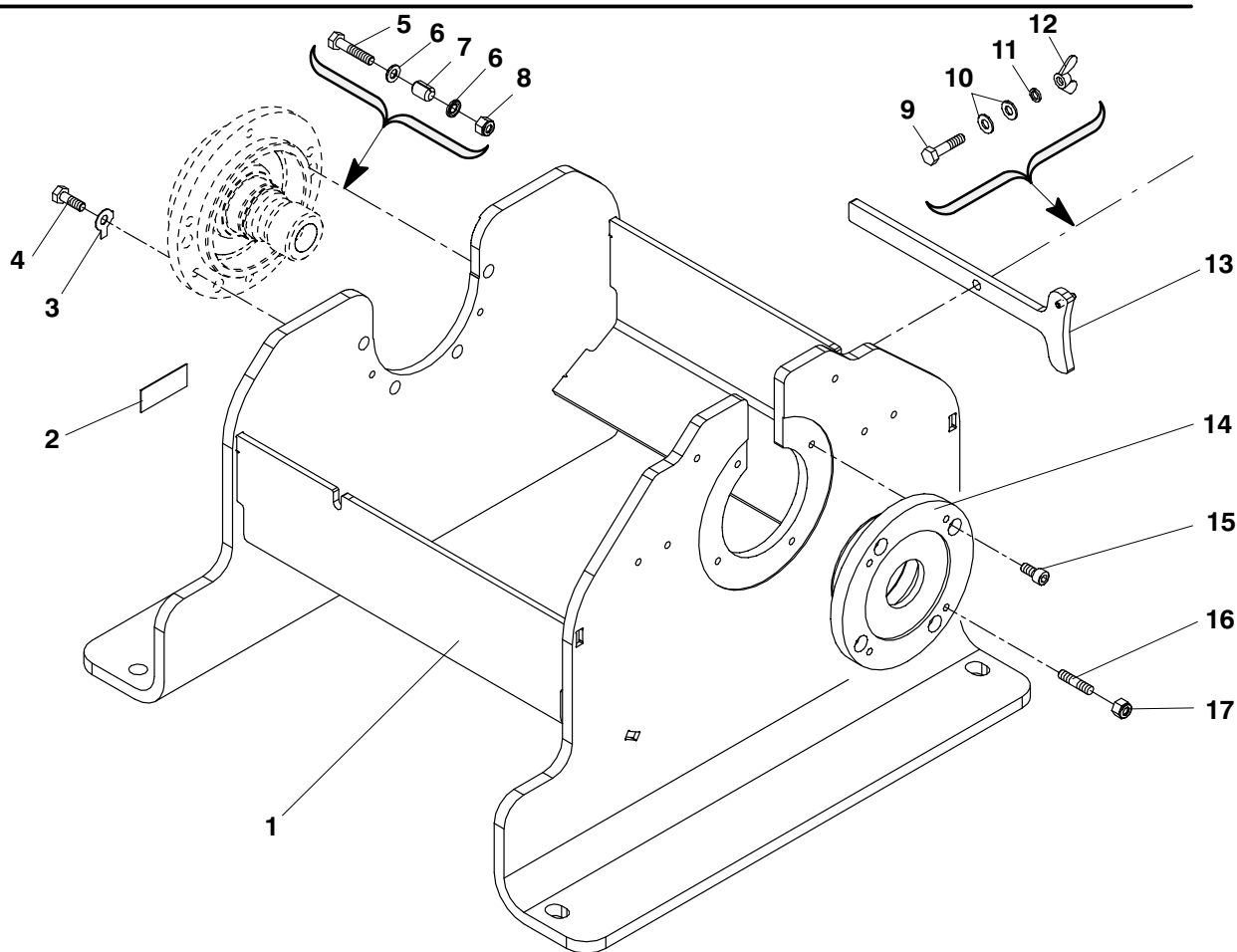
*Original parts or parts validated by POTAIN = SAFETY*

| REP | REFERENCE         | QTE      | QML | PRE | SY | DESIGNATION                     | DESCRIPTION  |
|-----|-------------------|----------|-----|-----|----|---------------------------------|--------------|
|     | <b>L-15671-38</b> | <b>1</b> |     |     |    | <b>ARBRE EQ.289.5 NF25DIN40</b> | <b>SHAFT</b> |
| 1   |                   | 1        |     |     |    | SA DOUILLE CANNELEE NF25        | SLEEVE       |
| 2   |                   | 1        |     |     |    | SA ARBRE NU 200.5 NF25DIN40     | SHAFT        |
| 3   |                   | 1        |     |     |    | SA DOUILLE CANNELEE DIN40       | SLEEVE       |
| 4   | V-91384-94        | 1        |     |     |    | PORTE JOINT ENTREE DIN40        | DOOR         |
| 5   | R-98460-39        | 1        |     | 3   |    | BAGUE-ETANCH 58X72X8 DL         | SEAL RING    |
| 6   | E-06396-80        | 1        |     | 2   |    | ROULEMENT 16011 C3 STR          | BEARING      |
| 7   | B-00363-41        | 1        |     |     |    | ANNEAU-D'ARRET 55 E             | LOCKING RING |
| 8   | T-12304-48        | 1        |     | 2   |    | JOINT-TORE 3,53X82,14-75        | O-RING-SEAL  |
| 9   | M-61329-38        | 2        |     |     |    | VIS HC M6X10 BOUT POINTU        | SCREW        |
| 10  | J-00304-60        | 1        |     | 2   |    | JOINT-TORE 2,62X25,07-80        | O-RING-SEAL  |



*Original parts or parts validated by POTAIN = SAFETY*

| REP | REFERENCE         | QTE      | QML | PRE | SY | DESIGNATION                  | DESCRIPTION    |
|-----|-------------------|----------|-----|-----|----|------------------------------|----------------|
|     | <b>J-18671-71</b> | <b>1</b> |     |     |    | <b>LOT FDC 1/298 IND STR</b> | <b>SET</b>     |
| 1   | F-70254-47        | 1        |     |     |    | SUPPORT FDC STR TER INF.     | SUPPORT        |
| 2   | E-00347-11        | 4        | 100 |     |    | RONDELLE W10                 | WASHER         |
| 3   | V-00338-29        | 4        | 200 |     |    | VIS H M10X30/30 CL8.8        | SCREW          |
| 4   | W-00350-03        | 6        | 100 |     |    | RONDELLE M10 N               | WASHER         |
| 5   | M-00341-66        | 2        | 200 |     |    | ECROU H M10 CL8              | NUT            |
| 6   | E-70254-46        | 1        |     |     |    | SUPPORT FDC STR TER SUP.     | SUPPORT        |
| 7   | P-00357-32        | 1        | 100 |     |    | GOUPILLE-ELAST E 4X30        | MECANINDUS PIN |
| 8   | V-45393-45        | 1        |     |     |    | PIGNON 38 DENTS M3           | PINION         |
| 9   | A-30424-86        | 1        |     | 1   |    | LOT POTENTIO COMP STR        | SET            |
| 10  | Q-02713-22        | 1        |     | 2   |    | FIN-COURSE 1/298 STR         | LIMIT SWITCH   |
| 11  | S-02713-24        | 1        |     | 2   |    | BLOC 4 CONTACTS STR          | BLOCK          |
| 12  | A-70410-36        | 1        |     |     |    | CABLE 4X0,4 EQUIP D          | ROPE           |
| 13  | H-00045-84        | 27       |     | LA  |    | CABLE BLINDE 4X0,34 MM2      | ROPE           |
| 14  | M-20407-09        | 1        |     | 2   |    | PRISE FEMELLE 6+T            | CONNECTION     |
| 15  | Q-64414-86        | 1        |     |     |    | PRESSE-ETOUPE M16 5.5-10     | PACKING GLAND  |
| 16  | D-68414-22        | 1        |     |     |    | REDUCTION LAITON 20/16       | RESTRICTOR     |
| 17  | V-68414-15        | 1        |     |     |    | ECROU-PRESSE-ETOUPE 20       | PACKING GLAND  |
| 18  | C-00341-11        | 2        | 200 |     |    | ECROU H M6 CL 8.8            | NUT            |
| 19  | A-00347-07        | 2        | 200 |     |    | RONDELLE W6                  | WASHER         |
| 20  | U-00350-01        | 2        | 500 |     |    | RONDELLE M 6 N               | WASHER         |
| 21  | X-00338-08        | 2        | 100 |     |    | VIS H M6X30/30 CL8.8         | SCREW          |



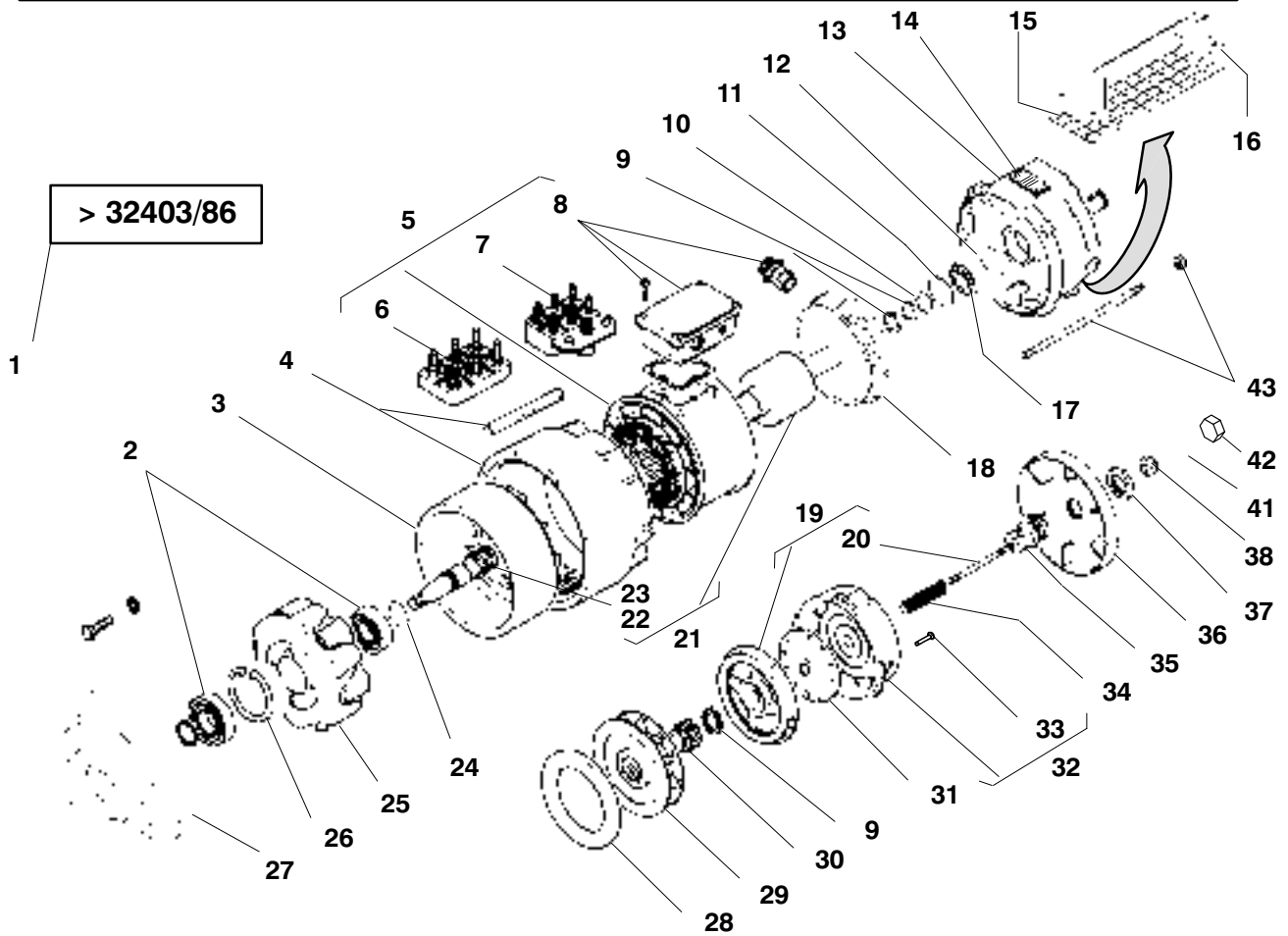
*Original parts or parts validated by POTAIN = SAFETY*

| REP | REFERENCE  | QTE      | QML | PRE | SY | DESIGNATION      | BEZEICHNUNG              | DESCRIPTION    |
|-----|------------|----------|-----|-----|----|------------------|--------------------------|----------------|
|     |            | <b>1</b> |     |     |    | <b>CHASSIS</b>   | <b>RAHMEN/UNTERWAGEN</b> | <b>CHASSIS</b> |
| 1   | R-07671-57 | 1        |     |     |    | CHASSIS          | RAHMEN/UNTERWAGEN        | CHASSIS        |
| 2   | Q-18475-35 | 1        |     |     |    | PLAQUE           | PLATE                    | PLATE          |
| 3   | Q-00236-81 | 2        |     |     |    | FREIN-D'ECROU    | MUTTERNSICHERUNG         | SCREW LOCK     |
| 4   | V-00338-29 | 2        | 200 |     |    | VIS              | SCHRAUBE                 | SCREW          |
| 5   | Z-01338-13 | 4        | 100 |     |    | VIS              | SCHRAUBE                 | SCREW          |
| 6   | P-01346-32 | 8        |     |     |    | RONDELLE         | SCHEIBE                  | WASHER         |
| 7   | L-00357-98 | 4        | 50  |     |    | GOUPILLE-ELAST   | SCHWERSPANNSTIFT         | MECANINDUS PIN |
| 8   | G-00345-98 | 4        | 100 |     |    | ECROU-SECUR      | SICHERHEITSMUTTER        | SAFETY NUT     |
| 9   | U-00326-55 | 1        |     |     |    | VIS              | SCHRAUBE                 | SCREW          |
| 10  | W-00350-03 | 2        |     |     |    | RONDELLE         | SCHEIBE                  | WASHER         |
| 11  | E-00347-11 | 1        |     |     |    | RONDELLE         | SCHEIBE                  | WASHER         |
| 12  | C-00344-10 | 1        | 25  |     |    | ECROU-A-OREILLES | FLUEGELMUTTER            | WING NUT       |
| 13  | C-54384-90 | 1        |     |     |    | LEVIER           | HEBEL                    | LEVER          |
| 14  | N-07671-54 | 1        |     |     |    | PALIER           | LAGER                    | BEARING        |
| 15  | U-00329-31 | 4        | 200 |     |    | VIS              | SCHRAUBE                 | SCREW          |
| 16  | P-23277-05 | 4        |     |     |    | GOUJON           | STEBOLZEN                | STUD           |
| 17  | G-00345-98 | 4        | 100 |     |    | ECROU-SECUR      | SICHERHEITSMUTTER        | SAFETY NUT     |



PIECES DE RECHANGE  
ERSATZTEILE  
SPARE PARTS

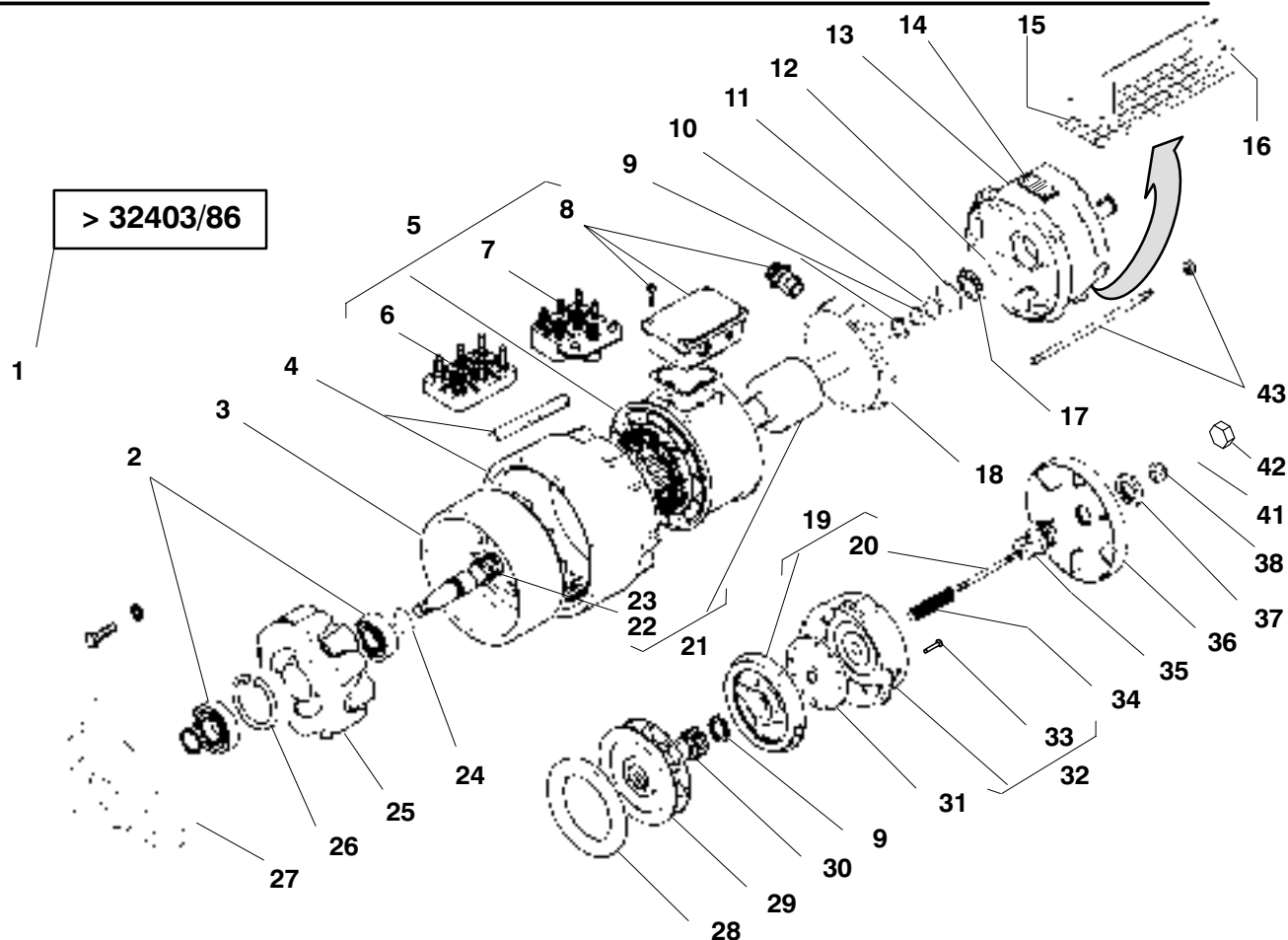
TREUIL CHARIOT  
LAUFKATZWERK  
TROLLEY WINCH



*Original parts or parts validated by POTAIN = SAFETY*

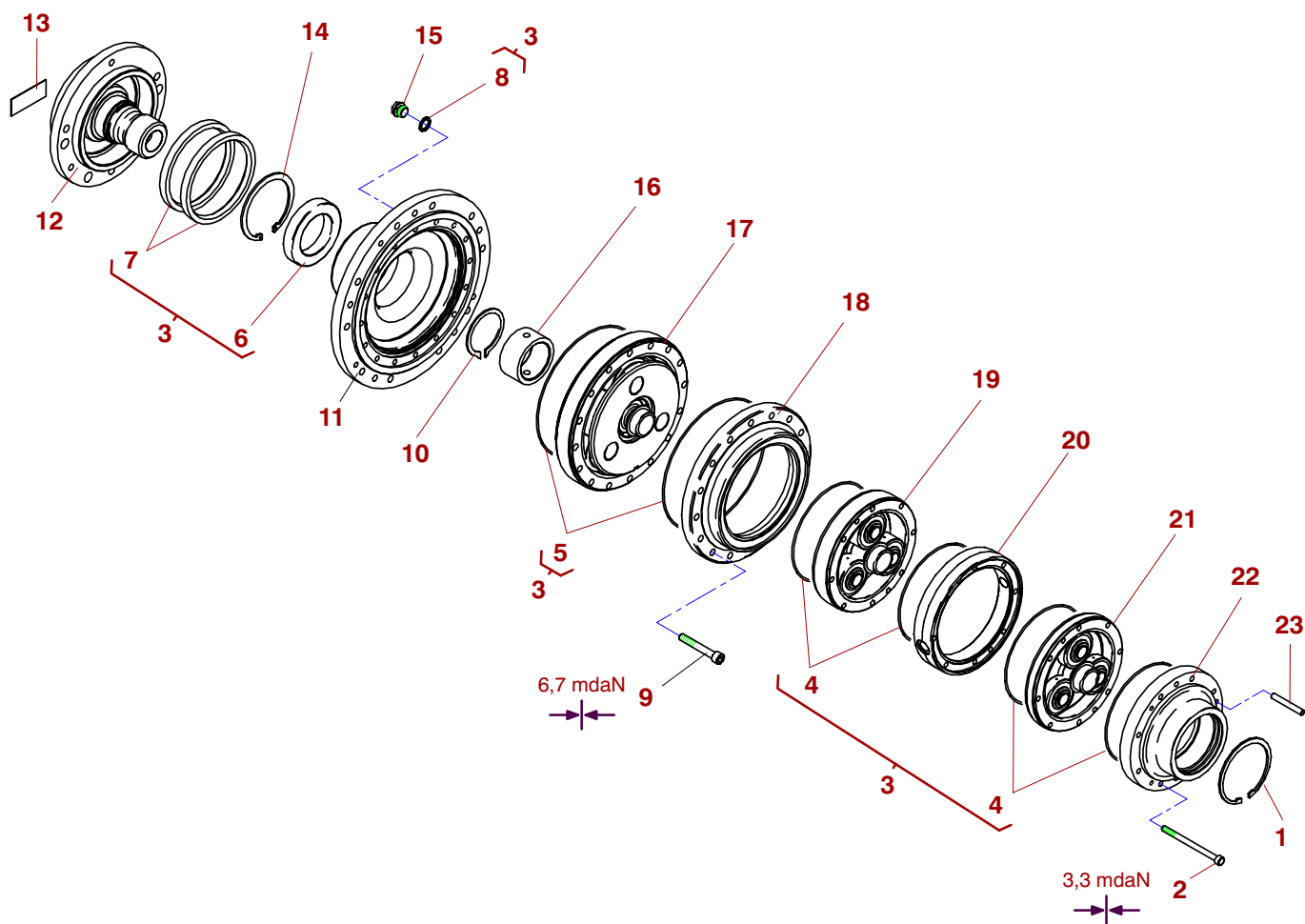
| REP               | REFERENCE  | QTE | QML          | PRE | SY | DESIGNATION          | BEZEICHNUNG               | DESCRIPTION                |
|-------------------|------------|-----|--------------|-----|----|----------------------|---------------------------|----------------------------|
| <b>E-12439-36</b> |            |     | <b>1 - 3</b> |     |    | <b>MOTEUR-CG</b>     | <b>KAEIFGLAEUFERMOTOR</b> | <b>SQUIRREL CAGE MOTOR</b> |
| 001               | A11243936  | 1   | -            | P   |    | PLAQUES-INDICATRICES | HINWEISSCHILD             | INDICATING-PLATE           |
| 002               | J-18396-40 | 2   | 2 - 2        |     |    | ROULEMENT            | WAEHLZLAGER               | BEARING                    |
| 003               | B-10421-08 | 1   | -            |     |    | CLOCHE               | GLOCKE                    | BELL HOUSING               |
| 004               | Z-42439-13 | 1   | -            |     |    | CARTER               | GEHAEUSE                  | HOUSING                    |
| 005               | T-26517-79 | 1   | 1 - 2        |     |    | STATOR               | STATOR                    | STATOR                     |
| 006               | V-40439-94 | 1   | -            |     |    | PLAQUE-A-BORNES      | KLEMMENBRETT              | TERMINAL STRIP             |
| 007               | T-40439-23 | 1   | -            |     |    | PLAQUE-A-BORNES      | KLEMMENBRETT              | TERMINAL STRIP             |
| 008               | Q-43439-78 | 1   | -            |     |    | BOITE-A-BORNES       | KLEMMENKASTEN             | TERMINAL BOX               |
| 009               | F-00363-22 | 4   | -            |     |    | ANNEAU-D'ARRET       | SICHERHEITSRING           | LOCKING RING               |
| 010               | C-73517-91 | 1   | -            |     |    | ENTRETOISE           | DISTANZSTUECK             | SPACER                     |
| 011               | U-37460-74 | 1   | -            |     |    | RONDELLE-ETANCH      | DICHTUNGSSCHEIBE          | GASKET                     |
| 012               | V-48439-11 | 1   | -            |     |    | RONDELLE-ELAST       | FEDERRING                 | SPRING WASHER              |
| 013               | W-11517-22 | 1   | -            |     |    | PALIER               | LAGER                     | BEARING                    |
| 014               | A-09517-86 | 1   | -            |     |    | PLAQUE               | PLATTE                    | PLATE                      |
| 015               | D-09517-89 | 1   | -            |     |    | GRILLE               | GITTER                    | GRILL                      |
| 016               | E-09517-90 | 1   | -            |     |    | CAPOT                | HAUBE                     | COVER                      |
| 017               | K-18396-18 | 1   | 1 - 2        |     |    | ROULEMENT            | WAEHLZLAGER               | BEARING                    |
| 018               | Z-09517-85 | 1   | -            |     |    | VENTILATEUR          | VENTILATOR                | FAN                        |
| 019               | D-10517-93 | 1   | 1 - 1        |     |    | COURONNE             | ZAHNKRANZ                 | TOOTHED RING               |
| 020               | V-03277-46 | 1   | -            |     |    | GOUJON               | STEBBOLZEN                | STUD                       |
| 021               | R-36517-71 | 1   | -            |     |    | ROTOR-CAGE           | KAEIFGLAEUFER             | SQUIRREL CAGE ROTOR        |
| 022               | L-00345-33 | 1   | -            |     |    | ECROU-A-ENCOCHES     | SCHLITZMUTTER             | SLOTTED NUT                |
| 023               | E-00459-12 | 1   | -            |     |    | RONDELLE-FREIN-LANG  | MUTTERNSICHERUNG          | NUT LOCK                   |
| 024               | V-08517-78 | 1   | -            |     |    | RONDELLE             | SCHEIBE                   | WASHER                     |
| 025               | A-10421-07 | 1   | -            |     |    | INDUCTEUR            | INDUKTOR                  | INDUCTOR                   |
| 026               | R-00362-40 | 1   | -            |     |    | ANNEAU-D'ARRET       | SICHERHEITSRING           | LOCKING RING               |
| 027               | P-09517-07 | 1   | -            |     |    | PALIER-BRIDE         | FLANCSHLAGER              | FLANGE BEARING             |
| 028               | G-40439-12 | 1   | 1 - 1        |     |    | GARNITURE            | BELAG                     | LININGS                    |

../..



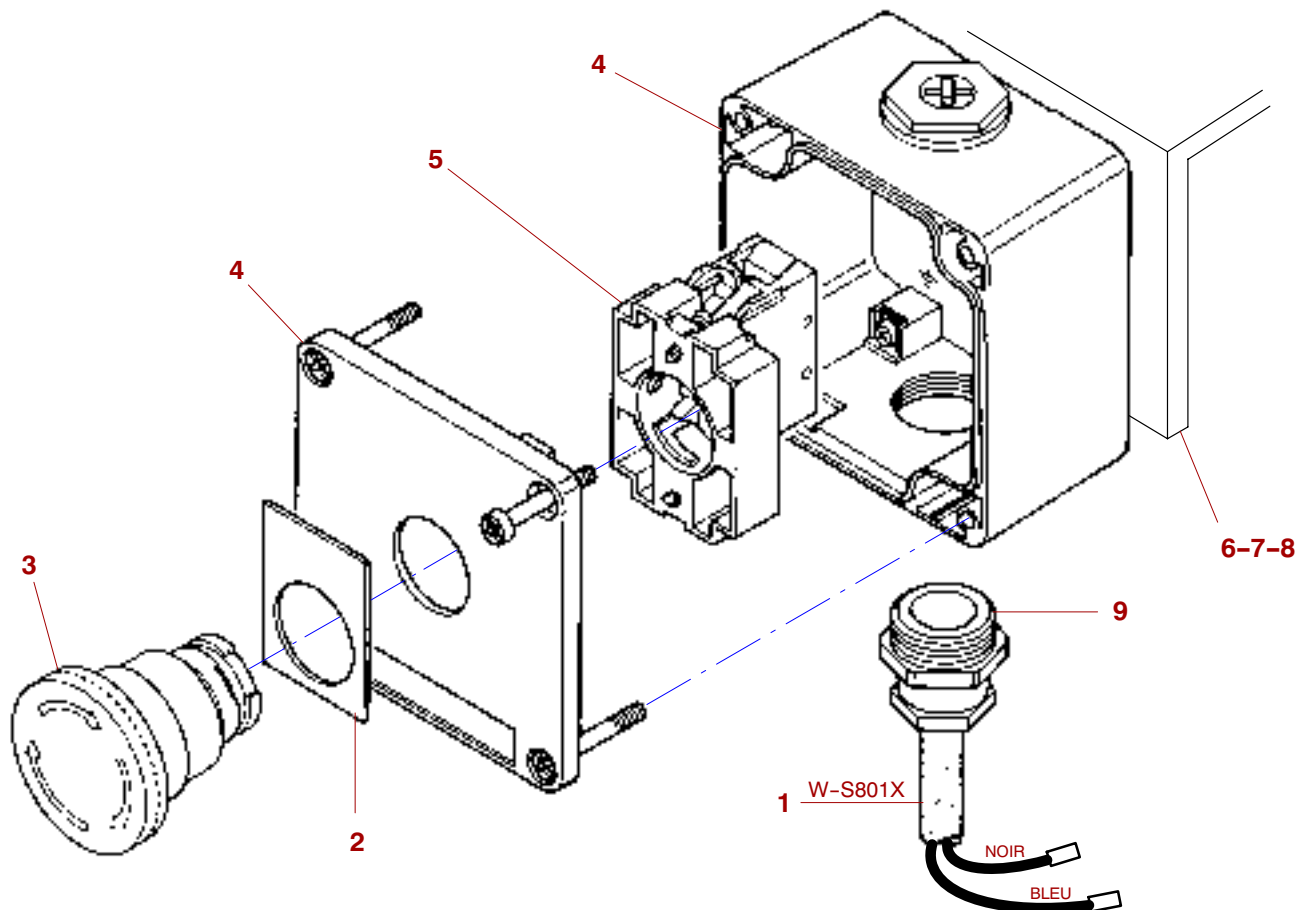
*Original parts or parts validated by POTAIN = SAFETY*

| REP | REFERENCE  | QTE | QML   | PRE | SY | DESIGNATION        | BEZEICHNUNG       | DESCRIPTION     |
|-----|------------|-----|-------|-----|----|--------------------|-------------------|-----------------|
| 029 | L-40439-16 | 1   | -     | -   | -  | DISQUE-VENTILATEUR | VENTILATORSCHIEBE | FAN DISC        |
| 030 | L-43439-97 | 1   | -     | -   | -  | DOUILLE-CANNELEE   | VIELNUTHUELSE     | SPLINED SLEEVE  |
| 031 | J-40439-14 | 1   | -     | -   | -  | ARMATURE-MOBILE    | BEWEGLICHER-ANKER | MOBILE-ARMATURE |
| 032 | Q-40439-20 | 1   | 1 - 2 | -   | -  | CULASSE-BOBINEE    | SPULENANKER       | YOKE            |
| 033 | D-40439-09 | 1   | -     | -   | -  | VIS                | SCHRAUBE          | SCREW           |
| 034 | A-40439-29 | 1   | -     | -   | -  | RESSORT            | FEDER             | SPRING          |
| 035 | U-11517-43 | 1   | -     | -   | -  | BOITE-A-RESSORT    | SPANNSCHRAUBE     | SPRING BOX      |
| 036 | N-40439-41 | 1   | -     | -   | -  | TOLE               | BLECH             | PLATE           |
| 037 | U-02345-49 | 1   | -     | -   | -  | CONTRE-ECROU       | GEGENMUTTER       | COUNTERNUT      |
| 038 | A-01345-96 | 1   | -     | -   | -  | ECROU-SECUR        | SICHERHEITSMUTTER | SAFETY NUT      |
| 039 | X-01414-94 | 1   | -     | -   | -  | AMPLIFICATEUR      | VERSTAERKER       | AMPLIFIER       |
| 040 | E-39414-45 | 1   | -     | -   | -  | PRESSE-ETOUPE      | STOPFBUECHSE      | PACKING GLAND   |
| 041 | M-82384-96 | 1   | -     | B   | -  | TUBE               | ROHR              | PIPE            |
| 042 | A-11407-77 | 1   | -     | B   | -  | BOUCHON            | STOPFEN           | PLUG            |
| 043 | R-11517-40 | 1   | -     | -   | -  | WTIGE-D'ASSEMBLAGE | VERBINDUNGSBOLZEN | ASSEMBLING ROD  |



*Original parts or parts validated by POTAIN = SAFETY*

| REP | REFERENCE         | QTE      | QML | PRE      | SY | DESIGNATION                    | DESCRIPTION          |
|-----|-------------------|----------|-----|----------|----|--------------------------------|----------------------|
|     | <b>D-07671-45</b> | <b>1</b> |     | <b>3</b> |    | <b>REDUCTEUR PLAN R46.8 CT</b> | <b>REDUCER</b>       |
| 1   | J-00362-56        | 1        |     |          |    | ANNEAU-D'ARRET 95 I            | LOCKING RING         |
| 2   | E-61329-31        | 8        |     |          |    | VIS CHC M8X110 CL10-9          | SCREW                |
| 3   | H-47113-27        | 1        |     | <b>3</b> |    | LOT-PR JOINTS REDUCTEUR        | SPARE PART SET       |
| 4   |                   | 4        |     | <b>2</b> | SA | JOINT-TORE                     | O-RING-SEAL          |
| 5   |                   | 2        |     | <b>2</b> | SA | JOINT-TORE                     | O-RING-SEAL          |
| 6   |                   | 1        |     |          | SA | ROULEMENT 6013 STR             | BEARING              |
| 7   |                   | 2        |     | <b>2</b> | SA | BAGUE-ETANCH 120X140X13        | SEAL RING            |
| 8   |                   | 1        |     | <b>2</b> | SA | JOINT-METALLO FERME 16         | METAL PLASTIC SEAL   |
| 9   | M-06329-25        | 16       |     |          |    | VIS CHC M10X70 CL10.9          | SCREW                |
| 10  | S-00363-33        | 1        |     |          |    | ANNEAU-D'ARRET 65 E            | LOCKING RING         |
| 11  | F-95384-04        | 1        |     |          |    | CARTER SORTIE PG500            | HOUSING              |
| 12  | E-95384-03        | 1        |     | <b>2</b> |    | PALIER DE REACTION PG500       | BEARING              |
| 13  | Q-18475-35        | 1        |     |          |    | PLAQUE CODE SERIE              | PLATE                |
| 14  | K-00362-57        | 1        |     |          |    | ANNEAU-D'ARRET 100 I           | LOCKING RING         |
| 15  | L-06389-73        | 1        |     |          |    | BOUCHON M16X1,5 6PANS          | PLUG                 |
| 16  | Z-63323-13        | 1        |     |          |    | TUBE 74X57,6 LG36              | PIPE                 |
| 17  | P-80389-50        | 1        |     | <b>3</b> |    | TRAIN-RED R3,78 PG500          | REDUCTION GEAR TRAIN |
| 18  | Q-44384-39        | 1        |     |          |    | BRIDE LIAISON                  | BRACKET              |
| 19  | C-82389-01        | 1        |     | <b>3</b> |    | TRAIN-RED R3,56 PG160          | REDUCTION GEAR TRAIN |
| 20  | J-82389-07        | 1        |     |          |    | BRIDE LIAISON PG 100/160       | BRACKET              |
| 21  | B-82389-69        | 1        |     | <b>3</b> |    | TRAIN-RED R3,56 PG100          | REDUCTION GEAR TRAIN |
| 22  | J-07671-50        | 1        |     |          |    | CARTER ENTREE PG100/160A       | HOUSING              |
| 23  | E-00357-92        | 4        |     |          |    | GOUPILLE-ELAST E 8X60          | MECANINDUS PIN       |
| 24  | H-12032-52        | 1,20     |     |          | CA | GRAISSE TYPE S00               | GREASE               |

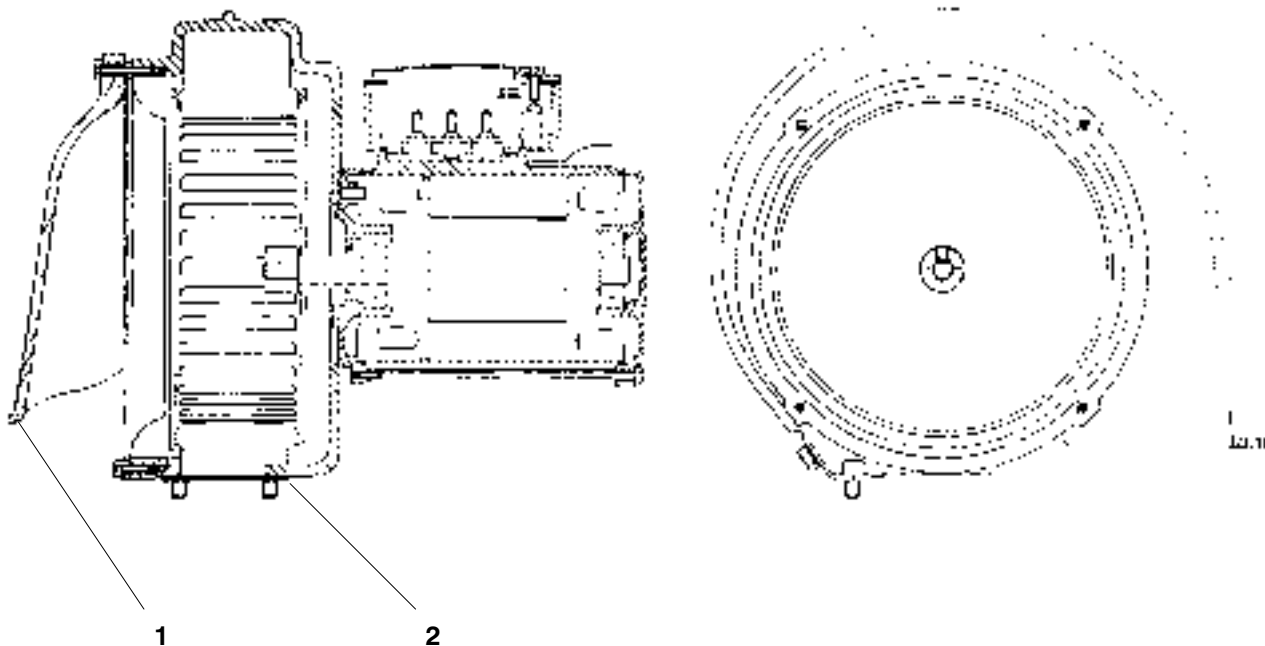


*Original parts or parts validated by POTAIN = SAFETY*

| REP | REFERENCE         | QTE      | QML | PRE | SY | DESIGNATION                     | DESCRIPTION    |
|-----|-------------------|----------|-----|-----|----|---------------------------------|----------------|
|     | <b>L-89413-06</b> | <b>1</b> |     |     |    | <b>BOITIER D'ARRET D'URGENC</b> | <b>BOX</b>     |
| 1   | R-03667-50        | 1        |     |     |    | CABLE-ELEC 2X1 S801X            | ELECTRIC CABLE |
| 2   | A-08475-50        | 1        |     |     |    | PLAQUE REPERE ARRET             | PLATE          |
| 3   | V-56413-44        | 1        |     | 2   |    | TETE BOUTON CP ROUGE            | HEAD           |
| 4   | C-15410-94        | 1        |     |     |    | BOITIER DE CDE 1 TROU           | BOX            |
| 5   | J-56413-56        | 1        |     | 2   |    | CORPS DE BOUTON 1"O"            | BODY           |
| 6   | D-82384-65        | 1        |     |     |    | SUPPORT BOITIER 6D3V4           | SUPPORT        |
| 7   | Z-00341-08        | 2        |     |     |    | ECROU H M5 CL8                  | NUT            |
| 8   | E-01325-30        | 2        |     |     |    | VIS C M5X35 CL5-6               | SCREW          |
| 9   | E-39414-22        | 1        |     |     |    | PRESSE-ETOUPE 16 10-14PL        | PACKING GLAND  |

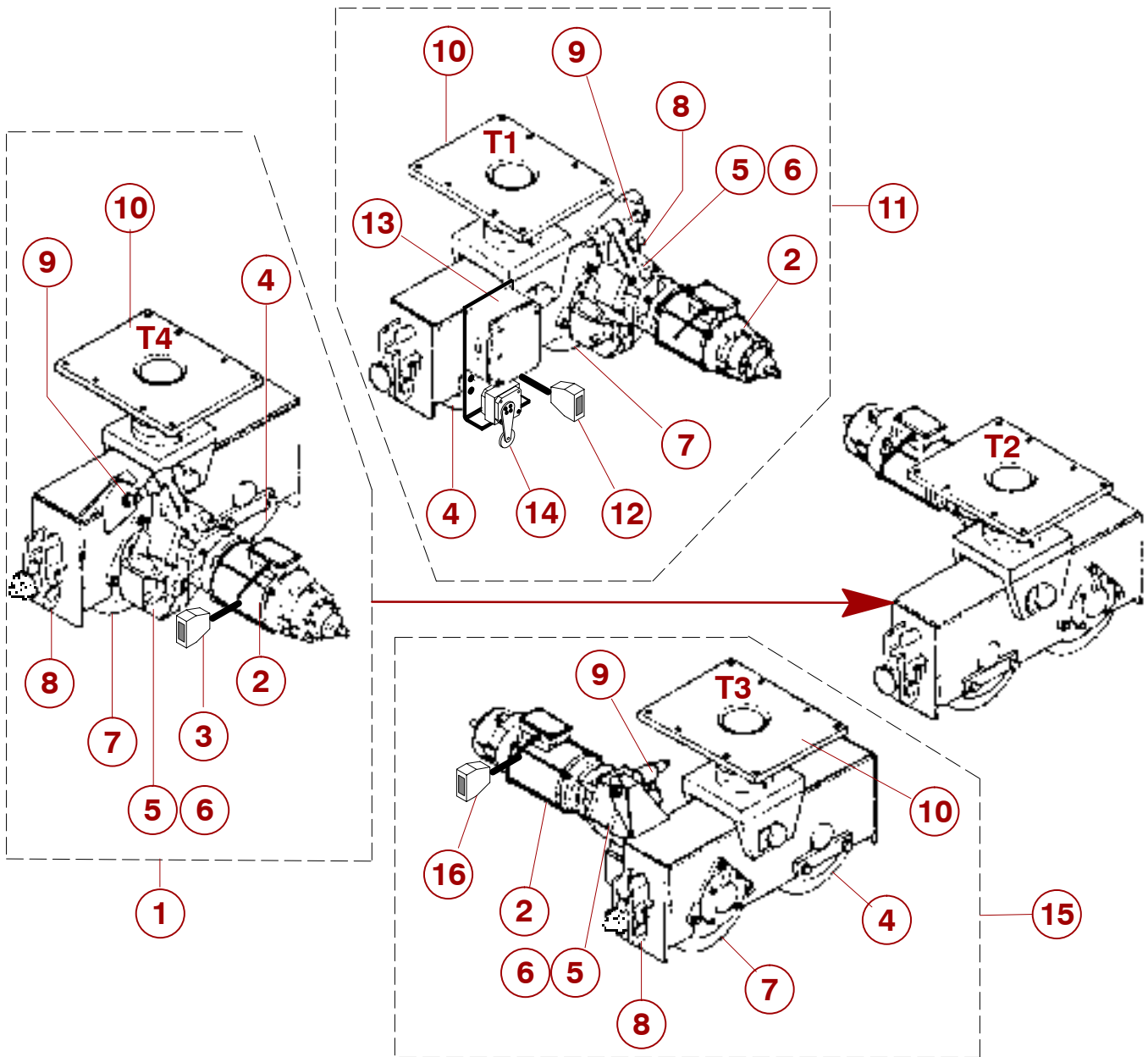
PIECES DE RECHANGE  
 ERSATZTEILE  
 SPARE PARTS

TREUIL CHARIOT  
 LAUFKATZWERK  
 TROLLEY WINCH



*Original parts or parts validated by POTAIN = SAFETY*

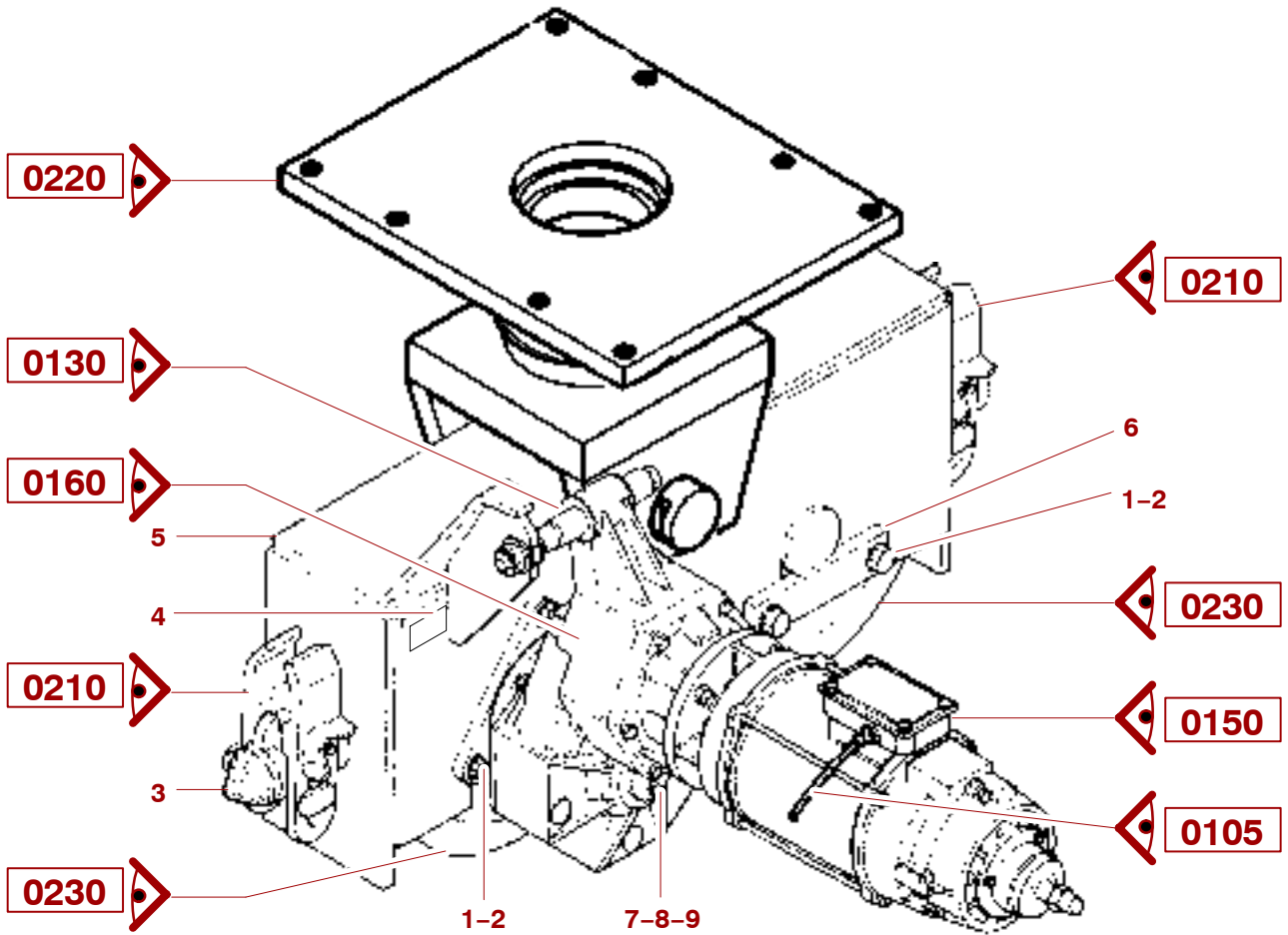
| REP | REFERENCE         | QTE | QML | PRE        | SY | DESIGNATION        | BEZEICHNUNG       | DESCRIPTION |
|-----|-------------------|-----|-----|------------|----|--------------------|-------------------|-------------|
|     | <b>Q-77517-73</b> |     |     | <b>- 3</b> |    | <b>VENTILATEUR</b> | <b>VENTILATOR</b> | <b>FAN</b>  |
| 001 | P-73517-79        | 1   | -   |            |    | TOLE               | BLECH             | PLATE       |
| 002 | G-67460-67        | 1   | -   |            |    | JOINT              | DICHTUNG          | SEAL        |



*Original parts or parts validated by POTAIN = SAFETY*

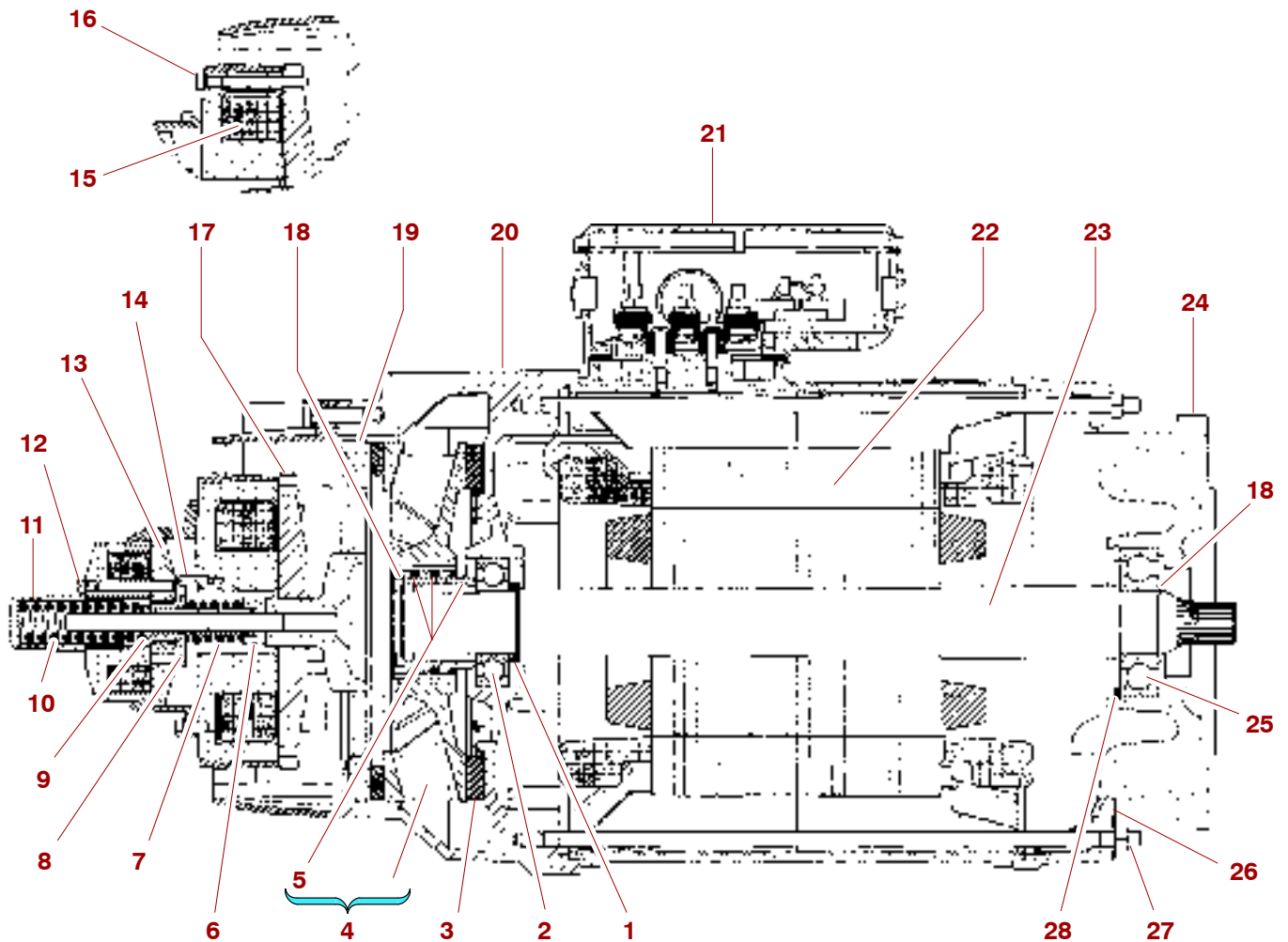
| REP | REFERENCE         | QTE      | QML | PRE | SY | DESIGNATION                   | DESCRIPTION                 |
|-----|-------------------|----------|-----|-----|----|-------------------------------|-----------------------------|
|     | <b>G-44110-15</b> | <b>1</b> |     |     |    | <b>TRANSLATION RT544A1 2V</b> | <b>TRAVELLING-MECHANISM</b> |
| 1   | 05R-0100-001-1    | 2        |     |     |    | BOGGIE-MOT MA1 54 2VVD D      | MOTOR BOGIE                 |
| 2   | 05R-0150-001-1    | 4        |     |     |    | MOTEUR-CG 2V 35/35 MN         | SQUIRREL CAGE MOTOR         |
| 3   | 05R-0105-001-1    | 2        |     |     |    | CABLE T2 T4 10 BROCHES        | ROPE                        |
| 4   | 05R-0230-001-0    | 4        |     |     |    | ROUE D430 G75 FOLLE COMP      | WHEEL                       |
| 5   | 05R-0160-001-0    | 4        |     |     | MA | REDUCTEUR-PLAN R140,2         | PLANETARY REDUCER           |
| 6   | 05R-0160-002-0    | 4        |     |     | MA | REDUCTEUR-PLAN R140,2         | PLANETARY REDUCER           |
| 7   | 05R-0230-002-0    | 4        |     |     |    | ROUE D430 G75 MOT COMP        | WHEEL                       |
| 8   | 05R-0210-001-0    | 8        |     |     |    | GRIFFE-DE-BOGGIE COMP         | RAIL CLAMPS                 |
| 9   | 05R-0130-001-0    | 4        |     |     |    | BUTEE-ELASTIQUE               | RUBBER STOP                 |
| 10  | 05R-0220-001-0    | 4        |     |     |    | LIAISON BOGGIE.VD D430        | CONNECTION                  |
| 11  | 05R-0100-002-2    | 1        |     |     |    | BOGGIE-MOT MA1 54 2VVD G      | MOTOR BOGIE                 |
| 12  | 05R-0105-003-1    | 1        |     |     |    | CABLE 11+8 EQUIPE T1/T3       | ROPE                        |
| 13  | 05R-0600-001-1    | 1        |     |     |    | BOITE A BORNES EQU CABLE      | BOX                         |
| 14  | 05R-0171-001-0    | 1        |     |     |    | FIN-COURSE GALET RENFORC      | LIMIT SWITCH                |
| 15  | 05R-0100-004-1    | 1        |     |     |    | BOGGIE-MOT MA1 54 2VVD G      | MOTOR BOGIE                 |
| 16  | 05R-0105-002-1    | 1        |     |     |    | CABLE T3 24 BROCHES           | ROPE                        |

05R-0000-002-2 / 05R-0000-002-2 1 15-04-08



*Original parts or parts validated by POTAIN = SAFETY*

| REP | REFERENCE         | QTE      | QML | PRE | SY | DESIGNATION                    | DESCRIPTION        |
|-----|-------------------|----------|-----|-----|----|--------------------------------|--------------------|
|     | <b>D-44110-12</b> | <b>1</b> |     |     |    | <b>BOGGIE-MOT MA1 54 2V VD</b> | <b>MOTOR BOGIE</b> |
| 1   | K-01338-46        | 10       |     |     |    | VIS H M18X45/45 CL8.8          | SCREW              |
| 2   | K-00347-16        | 10       | 100 |     |    | RONDELLE W18                   | WASHER             |
| 3   | R-18414-64        | 1        |     |     |    | BUTEE-ELASTIQUE D72            | RUBBER STOP        |
| 4   | Q-18475-35        | 1        |     |     |    | PLAQUE CODE SERIE              | PLATE              |
| 5   | E-17480-50        | 1        |     |     |    | CARTER-BOGGIE MOTEUR D         | BOGIE HOUSING      |
| 6   | G-10228-85        | 2        |     |     |    | PLAT PERCE 2T                  | PLATE              |
| 7   | V-02301-11        | 1        |     |     |    | RONDELLE RETENUE               | WASHER             |
| 8   | M-00326-71        | 2        |     |     |    | VIS H M12X40 CL5-6             | SCREW              |
| 9   | G-00347-13        | 14       | 100 |     |    | RONDELLE W12                   | WASHER             |

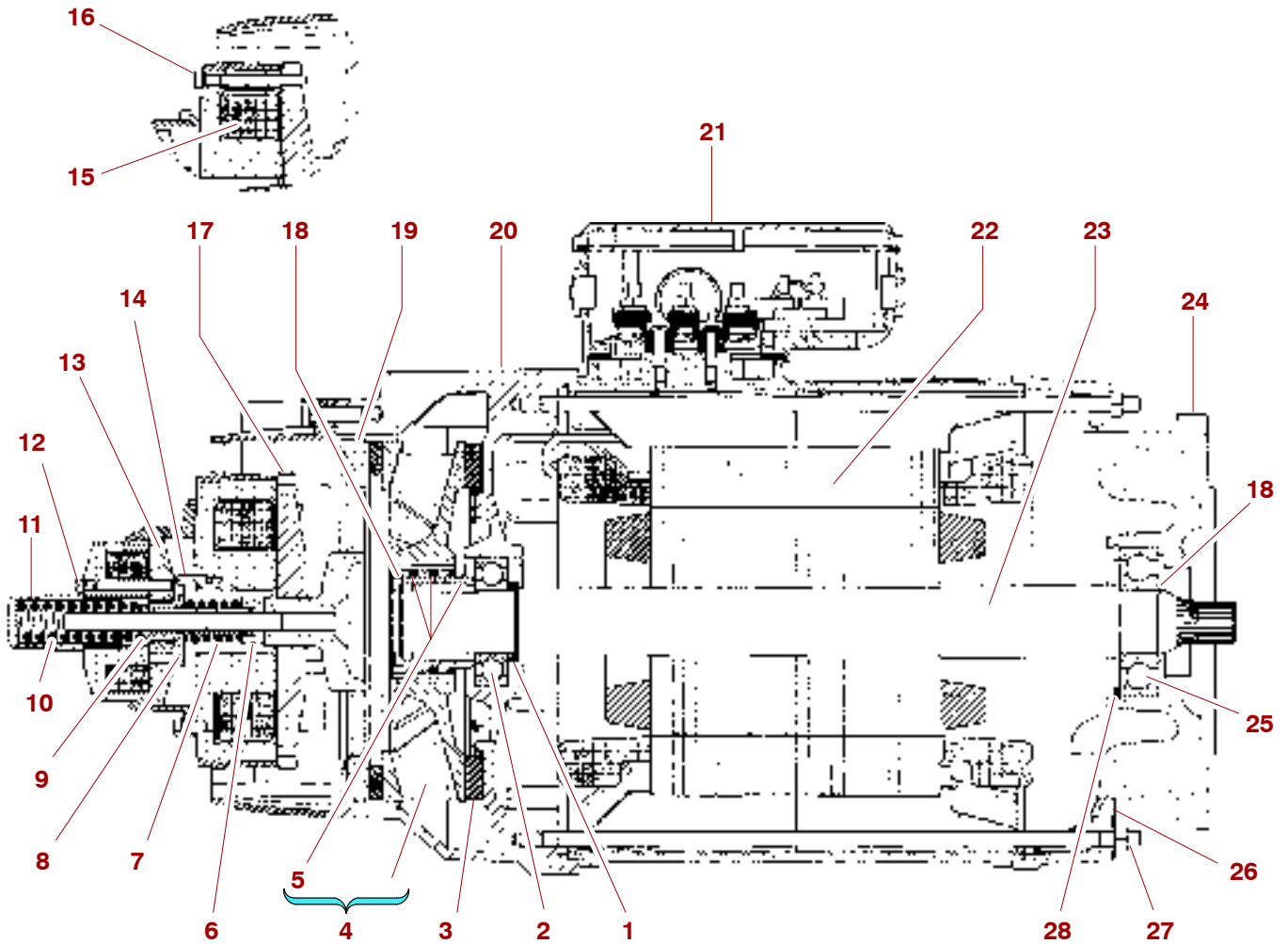


*Original parts or parts validated by POTAIN = SAFETY*

| REP | REFERENCE         | QTE      | QML | PRE      | SY | DESIGNATION                 | DESCRIPTION                |
|-----|-------------------|----------|-----|----------|----|-----------------------------|----------------------------|
|     | <b>V-11439-70</b> | <b>1</b> |     | <b>3</b> |    | <b>MOTEUR-CG 2V 35/35MN</b> | <b>SQUIRREL CAGE MOTOR</b> |
| 1   | V-08517-78        | 1        |     |          |    | RONDELLE ENTRETOISE         | WASHER                     |
| 2   | K-18396-18        | 1        |     | 3        |    | ROULEMENT 6206 ZZ HT C3     | BEARING                    |
| 3   | G-40439-12        | 1        |     | 1        |    | GARNITURE AMOV              | LININGS                    |
| 4   | G-05517-53        | 1        |     | 1        |    | DISQUE-VENTILATEUR          | FAN DISC                   |
| 5   | L-43439-97        | 1        |     | 2        |    | DOUILLE-CANNELEE            | SPLINED SLEEVE             |
| 6   | B-99517-56        | 1        |     |          |    | RONDELLE D' APPUI           | WASHER                     |
| 7   | A-40439-29        | 1        |     |          |    | RESSORT FREINAG ROUGE       | SPRING                     |
| 8   | T-99517-72        | 1        |     |          |    | MOYEU D'ARMATURE            | HUB                        |
| 9   | H-01294-05        | 1        |     |          |    | DOUILLE PUSSEE              | SLEEVE                     |
| 10  | Q-40439-43        | 1        |     |          |    | RESSORT FREINAG NOIR        | SPRING                     |
| 11  | S-40439-45        | 1        |     |          |    | BOITE-A-RESSORT FDA         | SPRING BOX                 |
| 12  | R-40439-21        | 1        |     |          |    | VIS POSITIONNEMENT          | SCREW                      |
| 13  | A-12517-52        | 1        |     |          |    | ARMATURE-MOBILE             | MOBILE-ARMATURE            |
| 14  | J-10517-98        | 1        |     |          |    | VIS DE POSITIONNEMENT       | SCREW                      |
| 15  | Q-40439-20        | 1        |     | 2        |    | CULASSE-BOBINEE             | YOKE                       |
| 16  | D-40439-09        | 1        |     |          |    | VIS POSITIONNEMENT          | SCREW                      |
| 17  | J-40439-14        | 1        |     |          |    | ARMATURE-MOBILE             | MOBILE-ARMATURE            |
| 18  | F-00363-22        | 2        | 100 |          |    | ANNEAU-D'ARRET 30 E         | LOCKING RING               |
| 19  | D-10517-93        | 1        |     | 1        |    | COURONNE DE FREIN           | TOOTHED RING               |
| 20  | D-44439-02        | 1        |     | 2        |    | PALIER FREIN                | BEARING                    |
| 21  | Q-90517-79        | 1        |     |          |    | BOITE-A-BORNES MOTEUR       | TERMINAL BOX               |
| 22  | Z-26517-38        | 1        |     |          |    | STATOR 2V 35/35 MN          | STATOR                     |
| 23  | H-44439-06        | 1        |     |          |    | ROTOR-CAGE LSA112 DP        | SQUIRREL CAGE ROTOR        |
| 24  | F-44439-04        | 1        |     |          |    | PALIER-BRIDE                | FLANGE BEARING             |

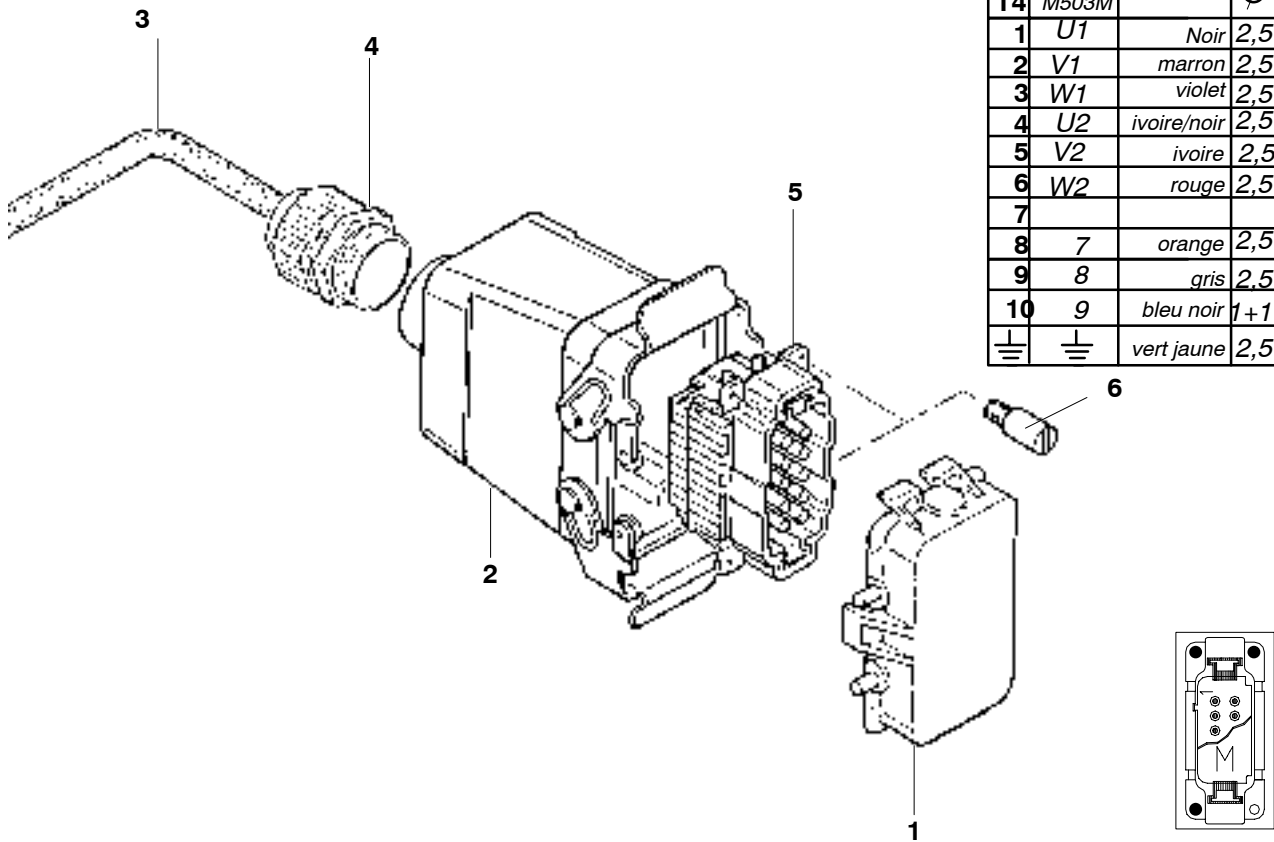
..../..





*Original parts or parts validated by POTAIN = SAFETY*

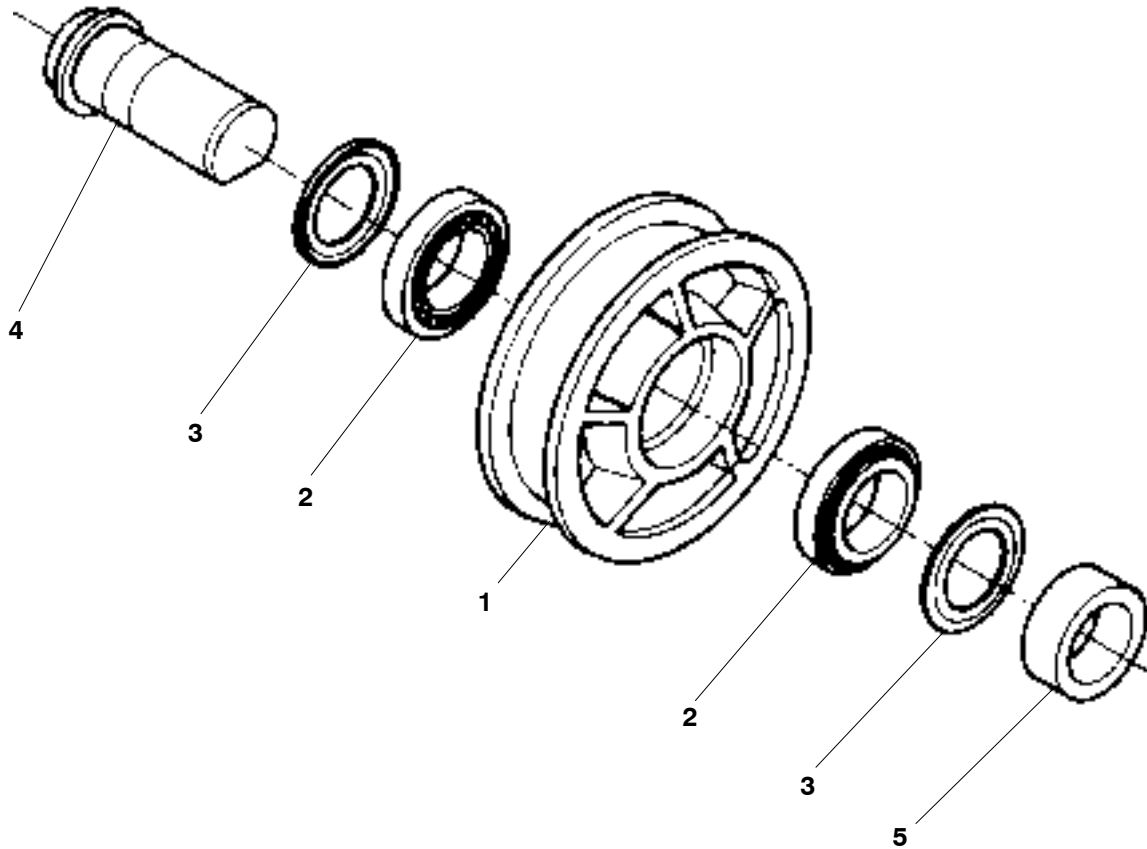
| REP | REFERENCE  | QTE | QML | PRE | SY | DESIGNATION             | DESCRIPTION  |
|-----|------------|-----|-----|-----|----|-------------------------|--------------|
| 25  | C-18396-11 | 1   |     |     | 3  | ROULEMENT 6306 2RS      | BEARING      |
| 26  | W-81517-03 | 1   |     |     |    | GRILLE DE PROTECTION    | GRILL        |
| 27  | Q-85517-59 | 1   |     |     |    | TIGE D'ASSEMBLAGE JEU 4 | ROD          |
| 28  | W-00362-45 | 1   |     |     |    | ANNEAU-D'ARRET 72 I     | LOCKING RING |



| T2 | M501M | Couleur     | Ø   | cosse |
|----|-------|-------------|-----|-------|
| T4 | M503M |             |     |       |
| 1  | U1    | Noir        | 2,5 | 6     |
| 2  | V1    | marron      | 2,5 | 6     |
| 3  | W1    | violet      | 2,5 | 6     |
| 4  | U2    | ivoire/noir | 2,5 | 6     |
| 5  | V2    | ivoire      | 2,5 | 6     |
| 6  | W2    | rouge       | 2,5 | 6     |
| 7  |       |             |     |       |
| 8  | 7     | orange      | 2,5 | 4     |
| 9  | 8     | gris        | 2,5 | 4     |
| 10 | 9     | bleu noir   | 1+1 | 4     |
| ⏏  | ⏏     | vert jaune  | 2,5 | 6     |

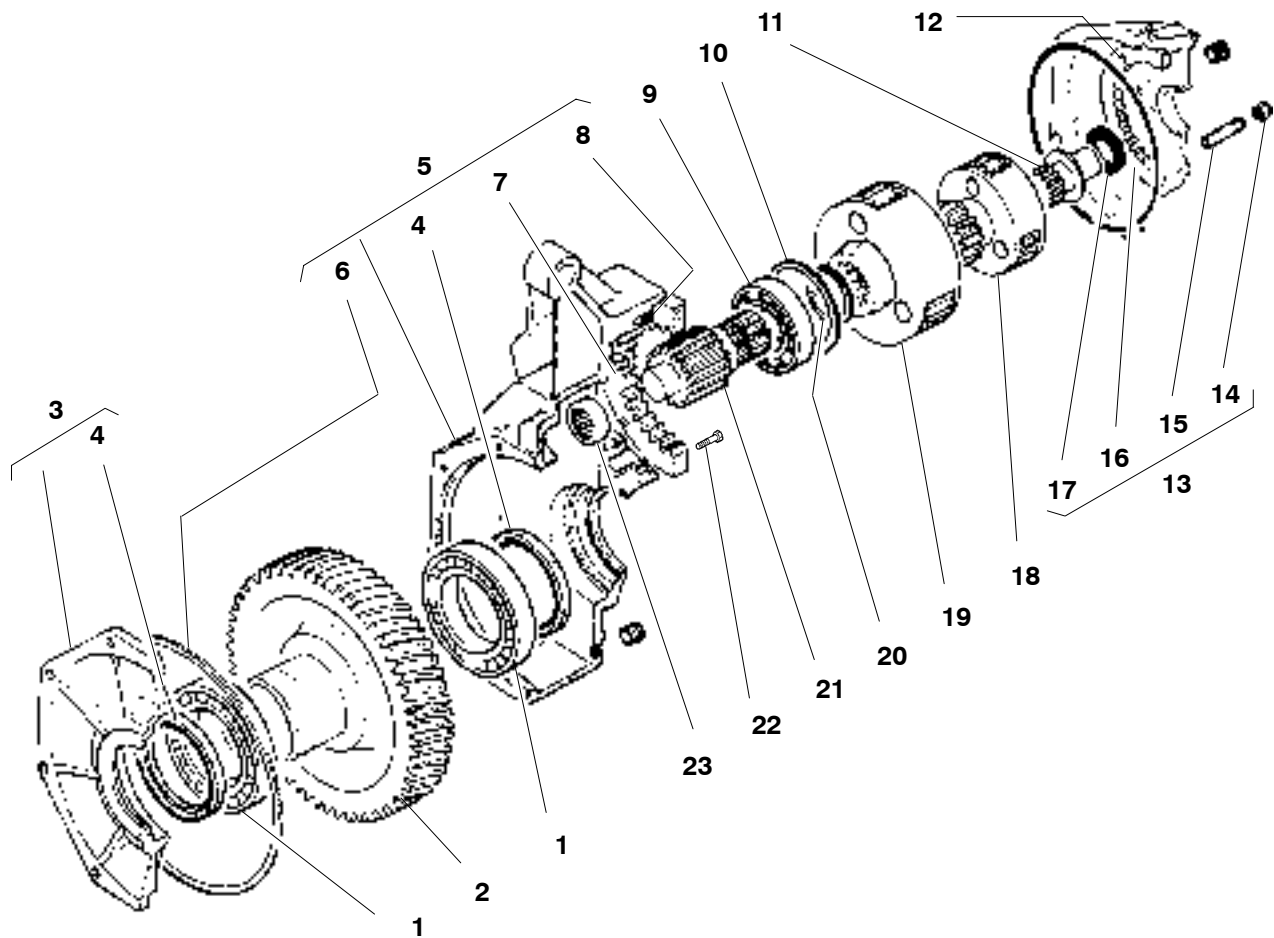
*Original parts or parts validated by POTAIN = SAFETY*

| REP | REFERENCE         | QTE      | QML | PRE | SY | DESIGNATION                   | DESCRIPTION   |
|-----|-------------------|----------|-----|-----|----|-------------------------------|---------------|
|     | <b>U-80472-58</b> | <b>1</b> |     |     |    | <b>CABLE T2 T4 10 BROCHES</b> | <b>ROPE</b>   |
| 1   | X-17407-76        | 1        |     |     |    | COUVERCLE 10C +JOINT          | COVER PLATE   |
| 2   | V-20407-17        | 1        |     |     |    | CAPOT DROIT 10C HAUT          | COVER         |
| 3   | L-10045-12        | 10       |     |     | LA | CABLE U750 4X1+9G2,5          | ROPE          |
| 4   | G-39414-24        | 1        |     |     |    | PRESSE-ETOUPE PG29 18-25      | PACKING GLAND |
| 5   | S-17407-71        | 1        |     | 2   |    | PRISE MALE 10C PRESSION       | CONNECTION    |
| 6   | V-17407-28        | 3        | 10  |     |    | VIS DE REPERAGE               | SCREW         |



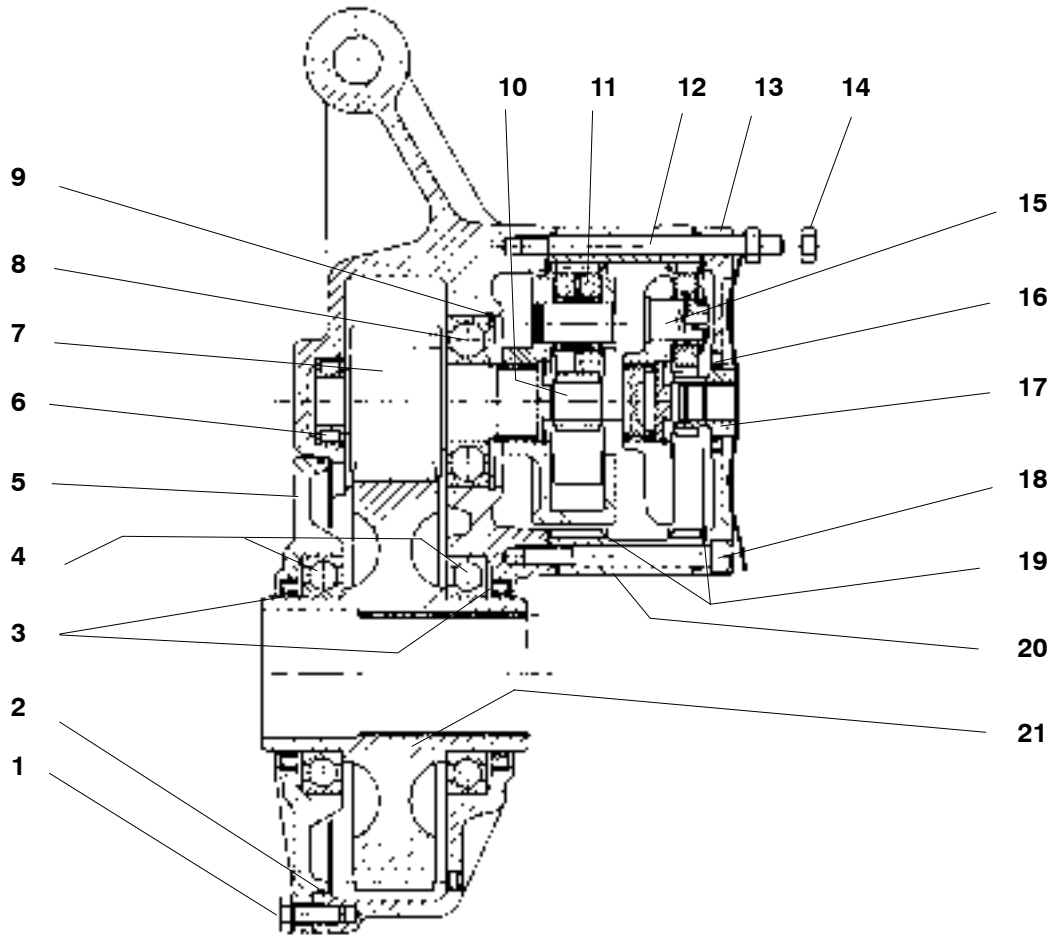
*Original parts or parts validated by POTAIN = SAFETY*

| REP | REFERENCE         | QTE      | QML | PRE | SY | DESIGNATION                     | DESCRIPTION  |
|-----|-------------------|----------|-----|-----|----|---------------------------------|--------------|
|     | <b>H-11480-75</b> | <b>1</b> |     |     |    | <b>ROUE D430 G75 FOLLE COMP</b> | <b>WHEEL</b> |
| 1   |                   | 1        |     |     |    | SA ROUE D430 G75 FOLLE TR       | WHEEL        |
| 2   |                   | 2        |     |     |    | SA ROULEMENT HM218248/210       | BEARING      |
| 3   |                   | 2        |     |     |    | SA RONDELLE-ETANCH 142X90X8     | GASKET       |
| 4   |                   | 1        |     |     |    | SA AXE D90X285 SP               | PIN          |
| 5   |                   | 1        |     |     |    | SA BAGUE 144X89,8X36,5          | BUSHING      |



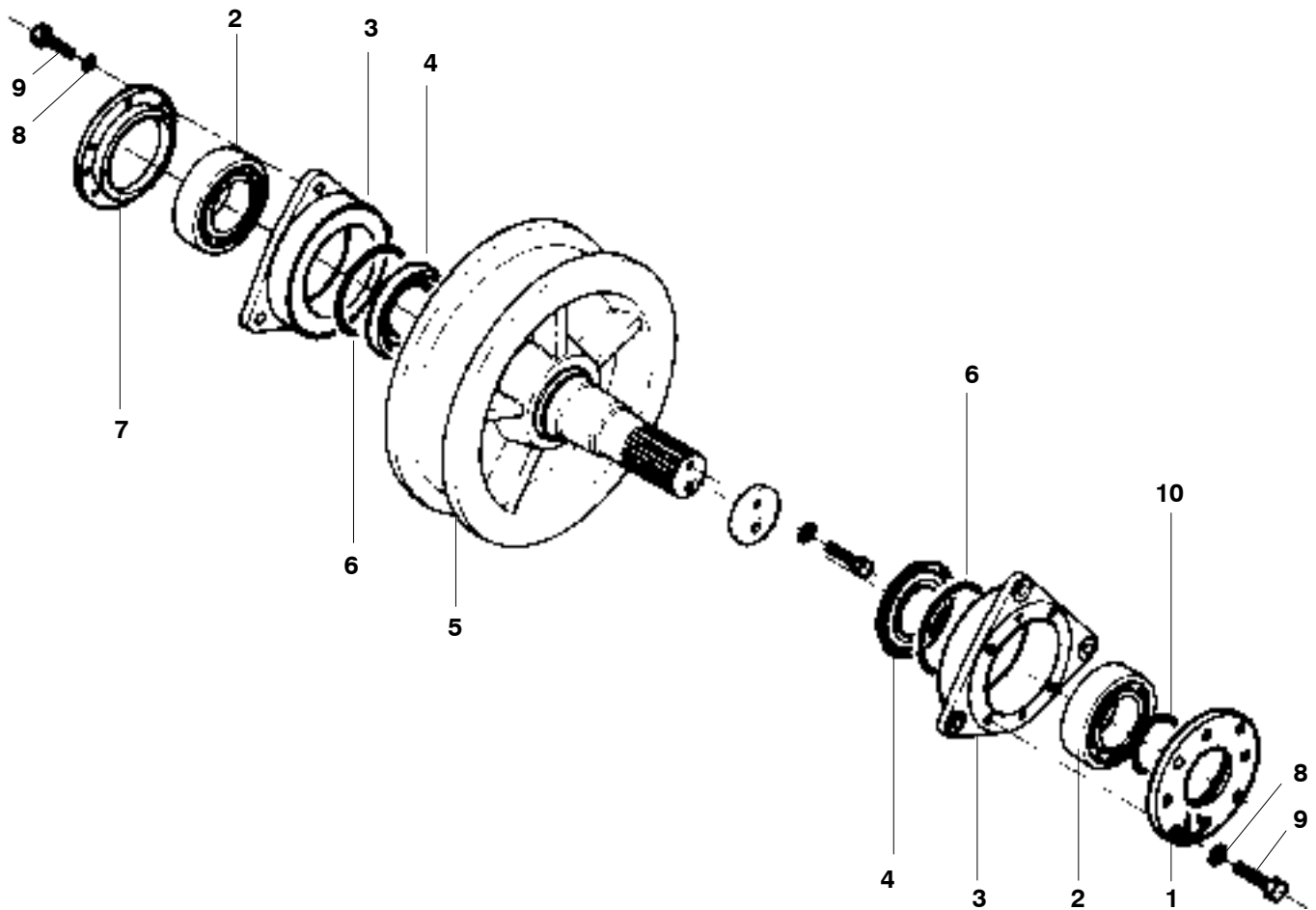
*Original parts or parts validated by POTAIN = SAFETY*

| REP | REFERENCE            | QTE      | QML | PRE      | SY | DESIGNATION                  | DESCRIPTION              |
|-----|----------------------|----------|-----|----------|----|------------------------------|--------------------------|
|     | <b>C-27389-80/AT</b> | <b>1</b> |     | <b>3</b> |    | <b>REDUCTEUR-PLAN R140,2</b> | <b>PLANETARY REDUCER</b> |
| 1   | U-00396-24           | 2        |     | 3        |    | ROULEMENT 6016               | BEARING                  |
| 2   | C-60517-16           | 1        |     |          |    | ROUE DENTURE HELICOIDALE     | WHEEL                    |
| 3   | R-37389-64           | 1        |     |          |    | FLASQUE                      | FLANGE                   |
| 4   | B-30460-98           | 2        |     | 2        |    | BAGUE-ETANCH 80X100X10       | SEAL RING                |
| 5   | U-37389-67           | 1        |     |          |    | CARTER TD                    | HOUSING                  |
| 6   | Q-03304-78           | 1        |     | 2        |    | JOINT-TORE 3X240             | O-RING-SEAL              |
| 7   | A-32389-06           | 1        |     |          |    | COURONNE 69 DENTS M2         | TOOTHED RING             |
| 8   | L-03304-74           | 1        |     | 2        |    | JOINT-TORE 2,5X180           | O-RING-SEAL              |
| 9   | Q-00396-43           | 1        |     | 2        |    | ROULEMENT 6209               | BEARING                  |
| 10  | D-00362-51           | 1        |     |          |    | ANNEAU-D'ARRET 85 I          | LOCKING RING             |
| 11  | D-44389-80           | 1        |     | 3        |    | DOUILLE-D'ENTREE 15DTS       | INTRODUCTION SLEEVE      |
| 12  | F-00338-15           | 2        | 100 |          |    | VIS H M8X25/25 CL8.8         | SCREW                    |
| 13  | M-29389-97           | 1        |     |          |    | CARTER                       | HOUSING                  |
| 14  | G-00345-98           | 4        | 100 |          |    | ECROU-SECUR M10X150 CL8      | SAFETY NUT               |
| 15  | P-23277-05           | 4        |     |          |    | GOUJON M10X27/20 I15         | STUD                     |
| 16  | X-32389-04           | 1        |     |          |    | COURONNE 69 DTS              | TOOTHED RING             |
| 17  | X-30460-72           | 1        |     | 2        |    | BAGUE-ETANCH 28X40X7         | SEAL RING                |
| 18  | F-32389-11           | 1        |     | 3        |    | PORTE-SATELLITES             | PINION CARRIER           |
| 19  | G-32389-12           | 1        |     | 3        |    | PORTE-SATELLITES             | PINION CARRIER           |
| 20  | T-00363-34           | 1        |     |          |    | ANNEAU-D'ARRET 45 E          | LOCKING RING             |
| 21  | S-37389-65           | 1        |     |          |    | PIGNON-ARBRE 17DTS           | SHAFTED PINION           |
| 22  | X-01329-15           | 3        | 200 |          |    | VIS CHC M8X30 CL8.8          | SCREW                    |
| 23  | W-06398-80           | 1        |     | 2        |    | ROULEMENT AIG NB             | BEARING                  |



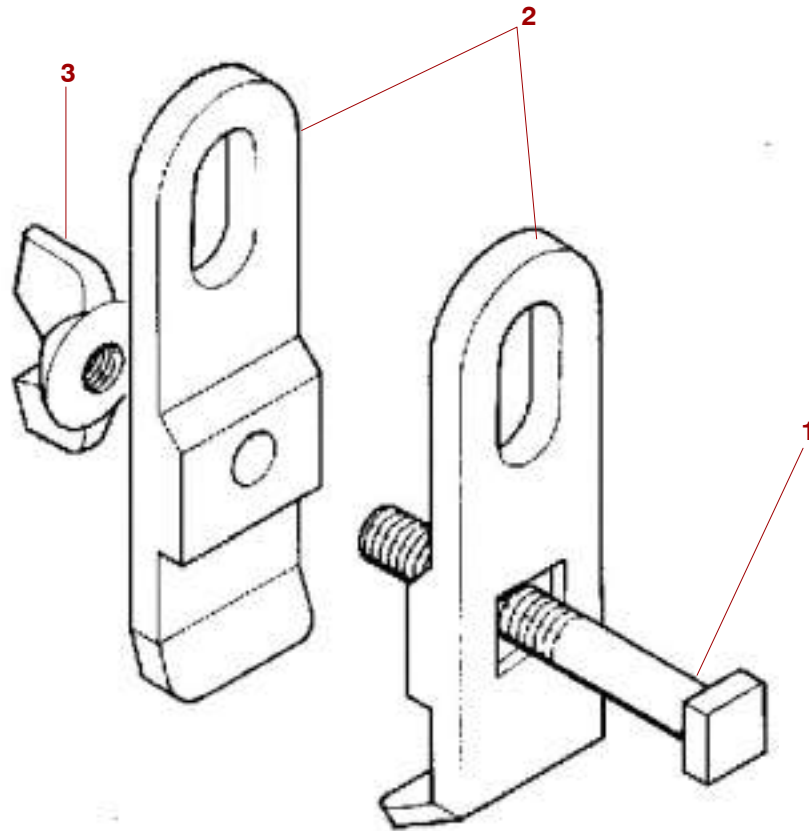
*Original parts or parts validated by POTAIN = SAFETY*

| REP | REFERENCE            | QTE      | QML | PRE      | SY | DESIGNATION                  | DESCRIPTION              |
|-----|----------------------|----------|-----|----------|----|------------------------------|--------------------------|
|     | <b>C-27389-80/AA</b> | <b>1</b> |     | <b>3</b> |    | <b>REDUCTEUR-PLAN R140,2</b> | <b>PLANETARY REDUCER</b> |
| 1   | T-00338-27           | 6        | 200 |          |    | VIS H M10X25/25 CL8.8        | SCREW                    |
| 2   | V-24304-06           | 1        |     | 2        |    | JOINT-TORE                   | O-RING-SEAL              |
| 3   | B-30460-98           | 2        |     | 2        |    | BAGUE-ETANCH 80X100X10       | SEAL RING                |
| 4   | U-00396-24           | 2        |     | 3        |    | ROULEMENT 6016               | BEARING                  |
| 5   | E-73389-59           | 1        |     |          |    | COUVERCLE REDUCTEUR          | COVER PLATE              |
| 6   | S-30398-11           | 1        |     | 2        |    | ROULEMENT INA SL183005       | BEARING                  |
| 7   | A-73389-55           | 1        |     |          |    | PIGNON 13DTS M5              | PINION                   |
| 8   | U-00396-70           | 1        |     | 2        |    | ROULEMENT 6308               | BEARING                  |
| 9   | G-00362-54           | 1        |     |          |    | ANNEAU-D'ARRET 90 I          | LOCKING RING             |
| 10  | D-45393-29           | 1        |     |          |    | PIGNON-ARBRE                 | SHAFTED PINION           |
| 11  | C-73389-57           | 1        |     | 3        |    | PORTE-SATELLITES EQU.        | PINION CARRIER           |
| 12  | G-27277-37           | 4        |     |          |    | GOIJON M10X125/30            | STUD                     |
| 13  | X-71389-22           | 1        |     |          |    | COUVERCLE REDUCTEUR          | COVER PLATE              |
| 14  | G-00345-98           | 4        | 100 |          |    | ECROU-SECUR M10X150 CL8      | SAFETY NUT               |
| 15  | C-47389-45           | 1        |     | 3        |    | PORTE-SATELLITES             | PINION CARRIER           |
| 16  | G-02514-42           | 1        |     | 2        |    | BAGUE-ETANCH 35X52X7         | SEAL RING                |
| 17  | B-73389-56           | 1        |     |          |    | DOUILLE-D'ENTREE CANNELE     | INTRODUCTION SLEEVE      |
| 18  | A-05329-79           | 4        |     |          |    | VIS CHC M10X100 CL8-8 LG     | SCREW                    |
| 19  | U-18304-04           | 2        |     | 3        |    | JOINT-TORE                   | O-RING-SEAL              |
| 20  | G-45393-32           | 1        |     |          |    | COURONNE DENTEE              | TOOTHED RING             |
| 21  | D-73389-58           | 1        |     |          |    | ROUE 44DTS M5                | WHEEL                    |



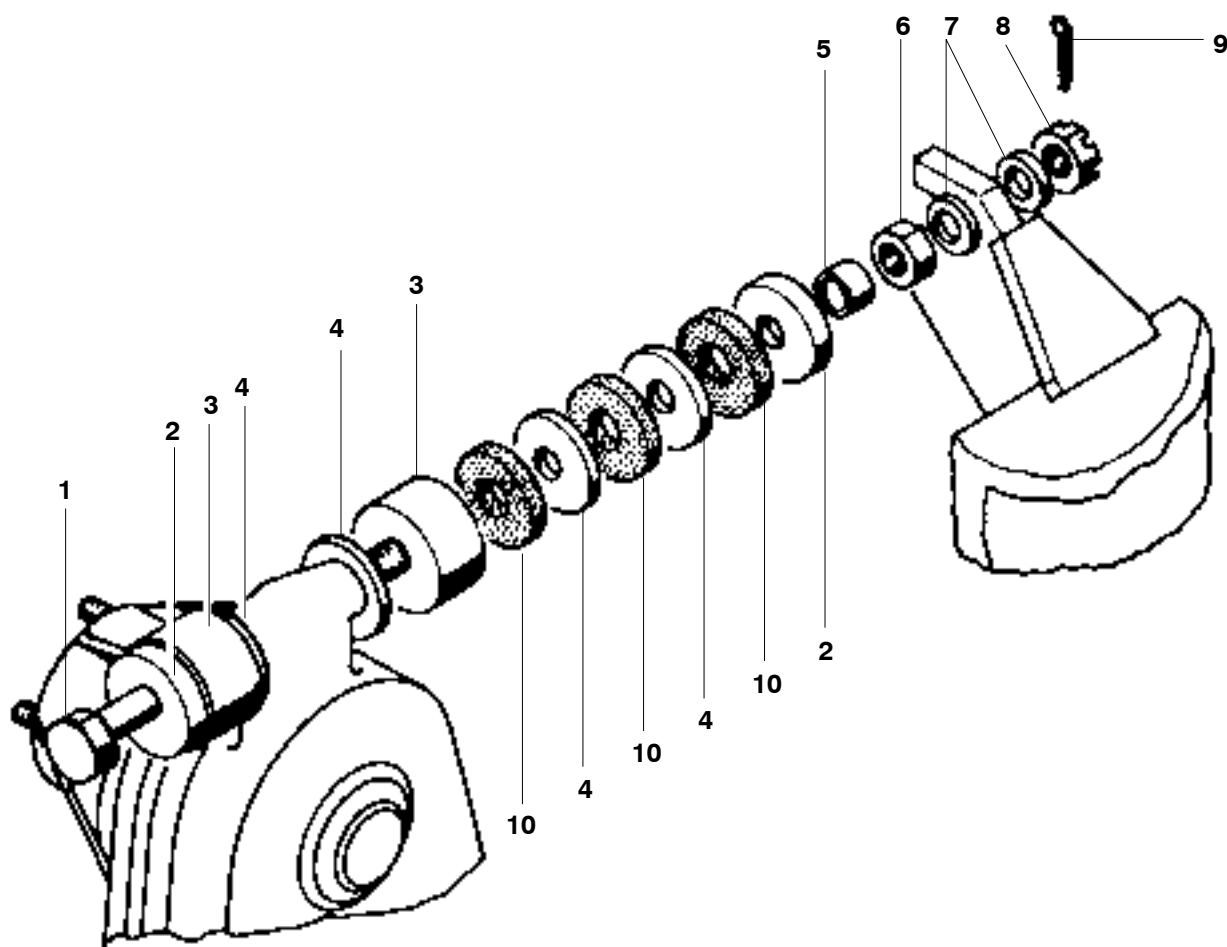
*Original parts or parts validated by POTAIN = SAFETY*

| REP | REFERENCE         | QTE      | QML | PRE | SY | DESIGNATION                   | DESCRIPTION         |
|-----|-------------------|----------|-----|-----|----|-------------------------------|---------------------|
|     | <b>K-11480-77</b> | <b>1</b> |     |     |    | <b>ROUE D430 G75 MOT COMP</b> | <b>WHEEL</b>        |
| 1   | K-23301-62        | 1        |     |     |    | BOUCHON                       | PLUG                |
| 2   | C-06398-85        | 2        |     | 2   |    | ROULEMENT 22218C STR          | BEARING             |
| 3   | B-04461-78        | 2        |     | 2   |    | PALIER FONTE GS42-12          | BEARING             |
| 4   | N-02270-45        | 2        |     |     |    | PORTE-JOINT                   | SEAL CARRIER FLANGE |
| 5   |                   | 1        |     |     | SA | ROUE D430 G75 MOTRICE         | WHEEL               |
| 6   | U-02512-01        | 2        |     | 2   |    | JOINT V140 A                  | SEAL                |
| 7   | L-23301-63        | 1        |     |     |    | BOUCHON                       | PLUG                |
| 8   | G-00347-13        | 12       | 100 |     |    | RONDELLE W12                  | WASHER              |
| 9   | J-00338-41        | 12       | 10  |     |    | VIS H M12X35/35 CL8.8         | SCREW               |
| 10  | T-04460-33        | 1        |     | 2   |    | JOINT V90 S                   | SEAL                |



*Original parts or parts validated by POTAIN = SAFETY*

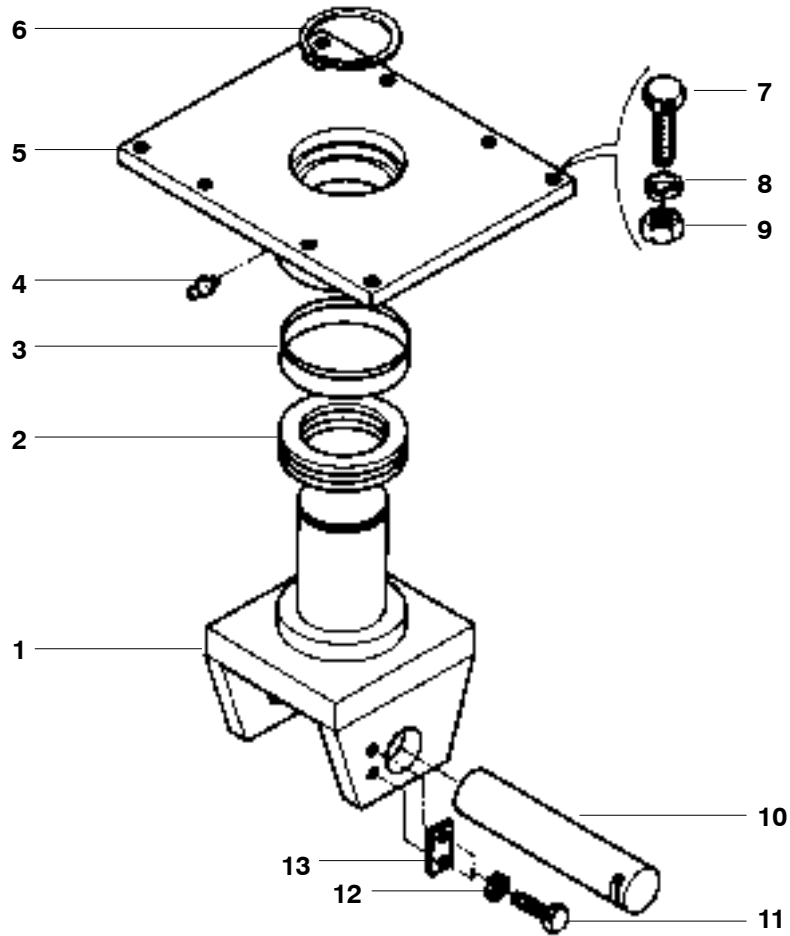
| REP | REFERENCE         | QTE      | QML | PRE | SY | DESIGNATION                  | DESCRIPTION        |
|-----|-------------------|----------|-----|-----|----|------------------------------|--------------------|
|     | <b>V-21461-26</b> | <b>1</b> |     |     |    | <b>GRIFFE-DE-BOGGIE COMP</b> | <b>RAIL CLAMPS</b> |
| 1   | A-01330-55        | 1        |     |     |    | VIS Q M20X160/90 CL5-6       | SCREW              |
| 2   | Q-10042-17        | 2        |     |     |    | GRIFFE BOGGIE BRUTE          | TOOTH              |
| 3   | E-00344-12        | 1        |     |     |    | ECROU-A-OREILLES M20 SP      | WING NUT           |



*Original parts or parts validated by POTAIN = SAFETY*

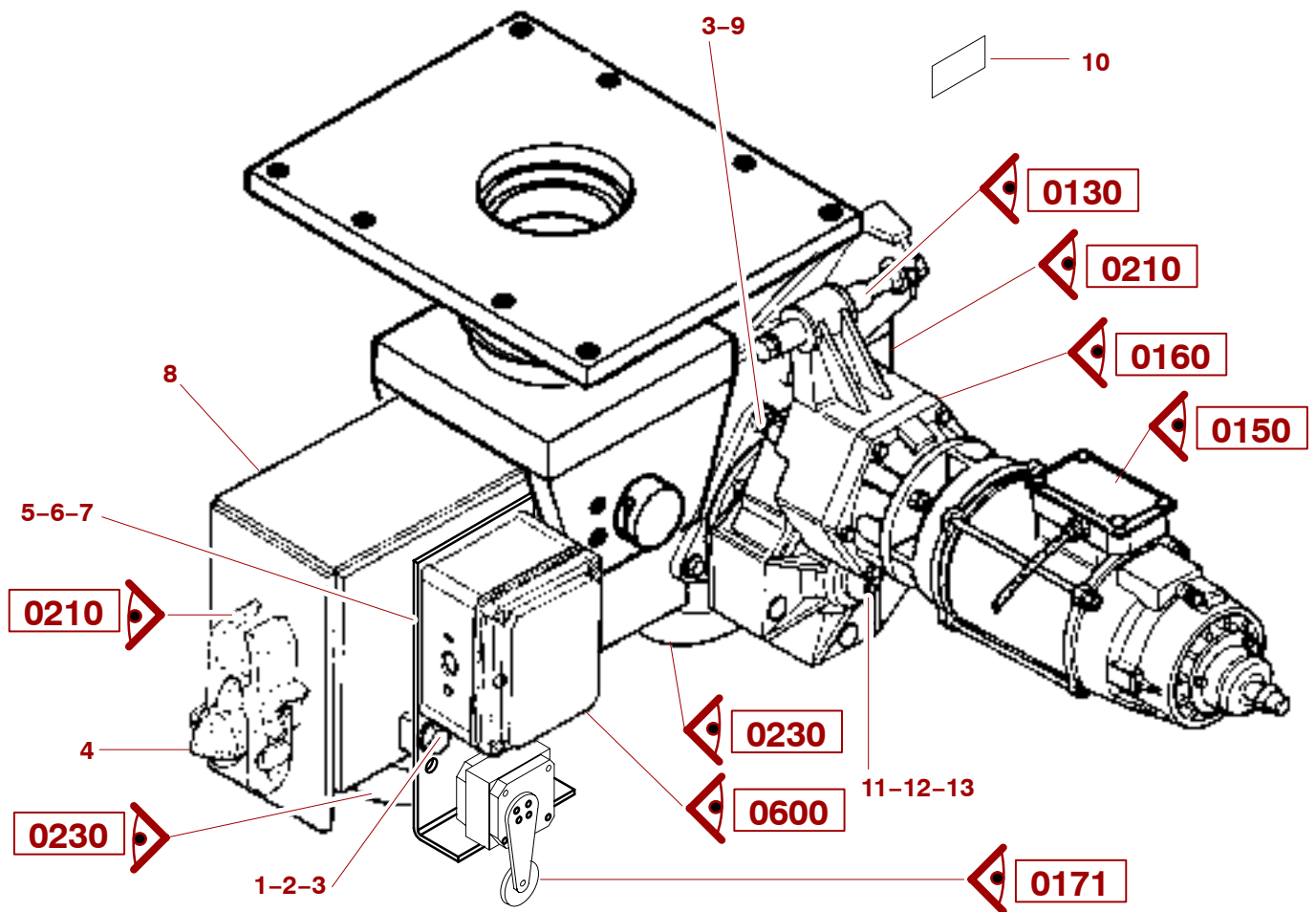
| REP | REFERENCE  | QTE | QML | PRE | SY | DESIGNATION              | DESCRIPTION        |
|-----|------------|-----|-----|-----|----|--------------------------|--------------------|
|     |            | 1   |     |     |    | <b>BUTEE-ELASTIQUE</b>   | <b>RUBBER STOP</b> |
| 1   | C-01330-57 | 1   |     |     |    | VIS H M20X240            | SCREW              |
| 2   | Q-05287-38 | 2   |     |     |    | BAGUE ALU 21X68X15,5     | BUSHING            |
| 3   | F-00403-24 | 2   |     |     |    | CARTER PROTECTION        | HOUSING            |
| 4   | G-01453-66 | 6   |     |     |    | RONDELLE ACIER           | WASHER             |
| 5   | T-01285-87 | 1   |     |     |    | ENTRETOISE 26,9 E2,3 L21 | SPACER             |
| 6   | Z-01341-12 | 1   | 50  |     |    | ECROU H M20 CL8          | NUT                |
| 7   | R-00349-52 | 2   | 10  |     |    | RONDELLE BELLE 21X60X3,2 | WASHER             |
| 8   | U-00343-11 | 1   | 10  |     |    | ECROU HK M20 CL8         | NUT                |
| 9   | Z-00355-34 | 1   | 100 |     |    | GOUPILLE-V 4X45 NFE27487 | SPLIT PIN          |
| 10  | W-00285-17 | 6   |     |     |    | BAGUE CAOUTCH            | BUSHING            |





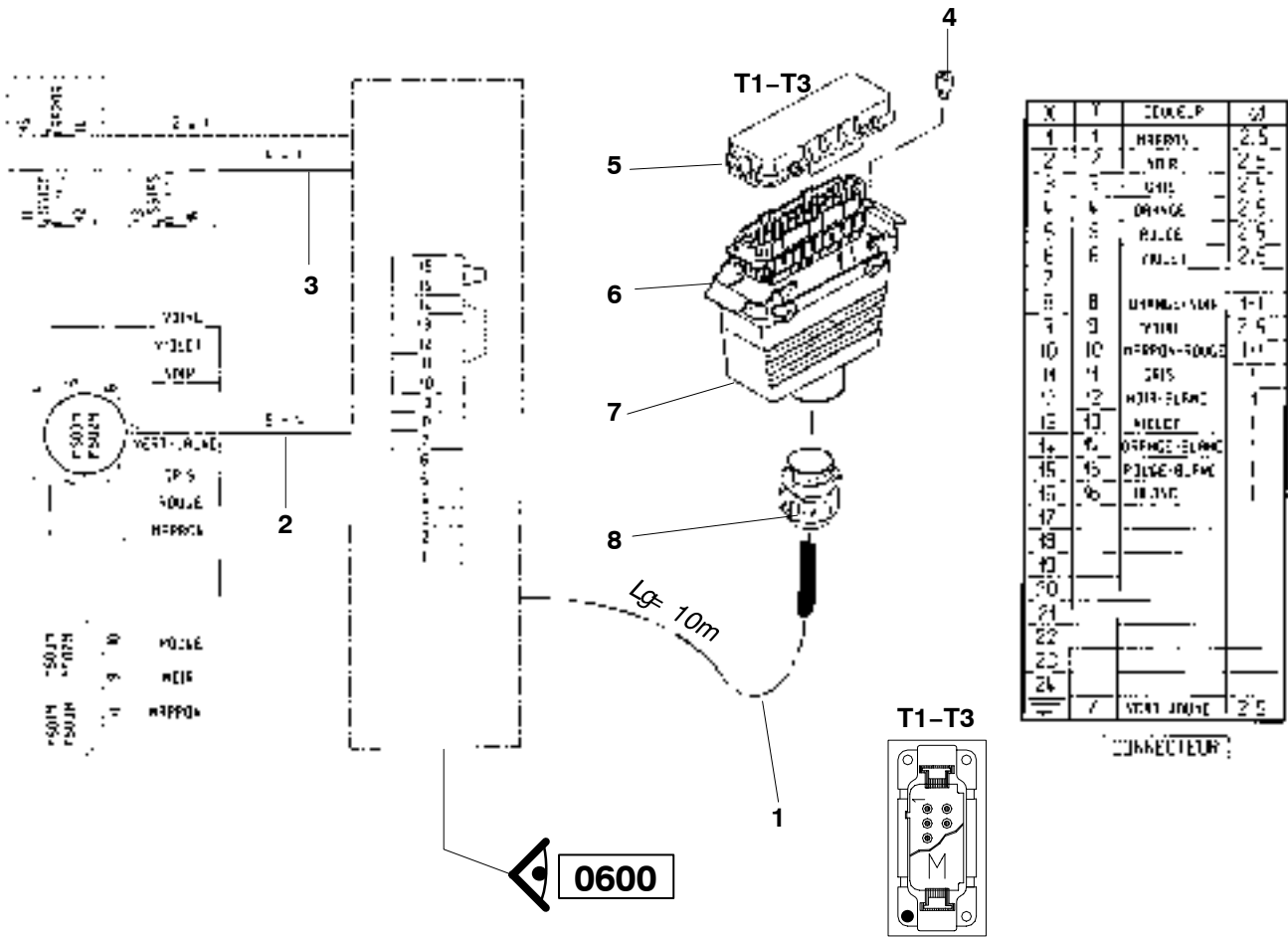
*Original parts or parts validated by POTAIN = SAFETY*

| REP | REFERENCE  | QTE      | QML | PRE | SY | DESIGNATION                   | DESCRIPTION         |
|-----|------------|----------|-----|-----|----|-------------------------------|---------------------|
|     |            | <b>1</b> |     |     |    | <b>LIAISON BOGGIE.VD D430</b> | <b>CONNECTION</b>   |
| 1   | R-05127-77 | 1        |     |     |    | CHAPE BOGGIE ROUE D430        | FORK                |
| 2   | A-05399-25 | 1        |     | 1   |    | BUTEE-BILLES 51228            | BALL THRUST BEARING |
| 3   | Q-14042-79 | 1        |     |     |    | VIROLE D203 EP50 E30          | SLEEVE              |
| 4   | J-00458-01 | 1        |     |     |    | GRAISSEUR M8X1,25             | GREASE NIPPLE       |
| 5   | P-05127-75 | 1        |     |     |    | PLATEAU                       | FLANGE              |
| 6   | K-00363-49 | 1        |     |     |    | ANNEAU-D'ARRET 140 E          | LOCKING RING        |
| 7   | L-08338-06 | 8        |     |     |    | VIS H M20X80/46 CL8.8         | SCREW               |
| 8   | L-00347-17 | 8        | 100 |     |    | RONDELLE W20                  | WASHER              |
| 9   | Z-01341-12 | 8        | 50  |     |    | ECROU H M20 CL8               | NUT                 |
| 10  | A-49278-88 | 1        |     |     |    | AXE D85X395 SP                | PIN                 |
| 11  | H-00338-40 | 2        |     |     |    | VIS H M12X30/30 CL8.8         | SCREW               |
| 12  | G-00347-13 | 2        | 100 |     |    | RONDELLE W12                  | WASHER              |
| 13  | Z-01229-34 | 1        |     |     |    | PLAT PERCE 2TROUS L45         | PLATE               |



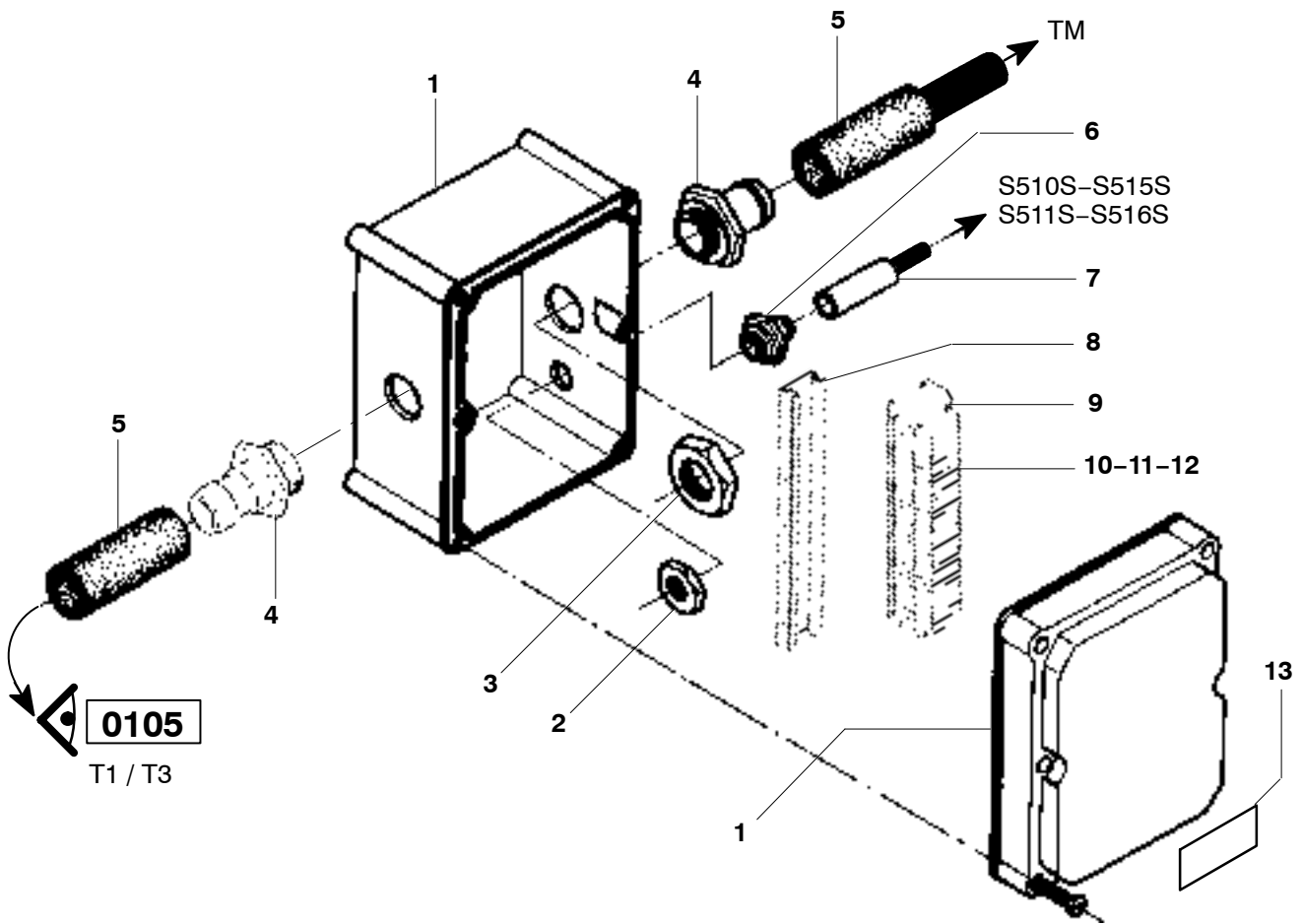
*Original parts or parts validated by POTAIN = SAFETY*

| REP | REFERENCE         | QTE      | QML | PRE | SY | DESIGNATION                    | DESCRIPTION        |
|-----|-------------------|----------|-----|-----|----|--------------------------------|--------------------|
|     | <b>E-44110-13</b> | <b>1</b> |     |     |    | <b>BOGGIE-MOT MA1 54 2V VD</b> | <b>MOTOR BOGIE</b> |
| 1   | G-10228-85        | 2        |     |     |    | PLAT PERCE 2T                  | PLATE              |
| 2   | S-01338-30        | 2        |     |     |    | VIS H M18X50 CL8-8             | SCREW              |
| 3   | K-00347-16        | 10       | 100 |     |    | RONDELLE W18                   | WASHER             |
| 4   | R-18414-64        | 1        |     |     |    | BUTEE-ELASTIQUE D72            | RUBBER STOP        |
| 5   | A-20480-12        | 1        |     |     |    | SUPPORT BOITE A BORNES         | SUPPORT            |
| 6   | U-00325-40        | 4        |     |     |    | VIS C M5X25 CL3-6              | SCREW              |
| 7   | Z-00341-08        | 4        | 500 |     |    | ECROU H M5 CL8                 | NUT                |
| 8   | D-17480-49        | 1        |     |     |    | CARTER-BOGGIE MOTEUR G         | BOGIE HOUSING      |
| 9   | K-01338-46        | 8        |     |     |    | VIS H M18X45/45 CL8.8          | SCREW              |
| 10  | Q-18475-35        | 1        |     |     |    | PLAQUE CODE SERIE              | PLATE              |
| 11  | V-02301-11        | 1        |     |     |    | RONDELLE RETENUE               | WASHER             |
| 12  | M-00326-71        | 2        |     |     |    | VIS H M12X40 CL5-6             | SCREW              |
| 13  | G-00347-13        | 2        | 100 |     |    | RONDELLE W12                   | WASHER             |



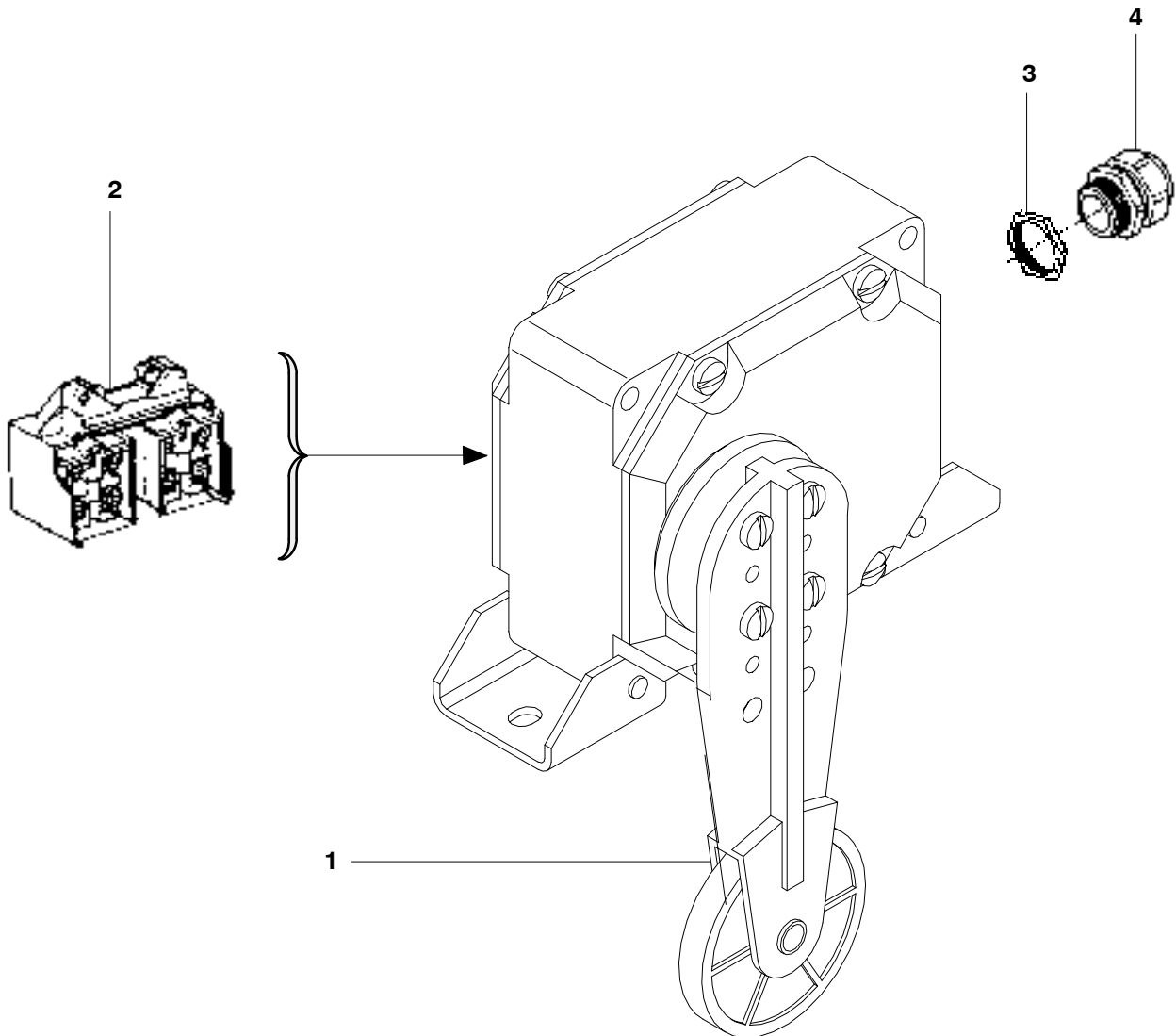
*Original parts or parts validated by POTAIN = SAFETY*

| REP | REFERENCE  | QTE      | QML | PRE | SY | DESIGNATION                    | DESCRIPTION   |
|-----|------------|----------|-----|-----|----|--------------------------------|---------------|
|     |            | <b>1</b> |     |     |    | <b>CABLE 11+8 EQUIPE T1/T3</b> | <b>ROPE</b>   |
| 1   | M-10045-13 | 10       |     |     |    | LA CABLE U750 11X1+8G2,5       | ROPE          |
| 2   | L-10045-12 | 1,30     |     |     |    | LA CABLE U750 4X1+9G2,5        | ROPE          |
| 3   | G-10045-08 | 0,70     |     |     |    | LA CABLE U 750 CSV 30 4X1      | ROPE          |
| 4   | V-17407-28 | 1        | 10  |     |    | VIS DE REPERAGE                | SCREW         |
| 5   | Z-17407-77 | 1        |     |     |    | COUVERCLE 24C +JOINT           | COVER PLATE   |
| 6   | Q-17407-69 | 1        |     | 2   |    | PRISE MALE 24C PRESSION        | CONNECTION    |
| 7   | W-20407-18 | 1        |     |     |    | CAPOT DROIT 24C HAUT           | COVER         |
| 8   | G-39414-24 | 1        |     |     |    | PRESSE-ETOUPE PG29 18-25       | PACKING GLAND |



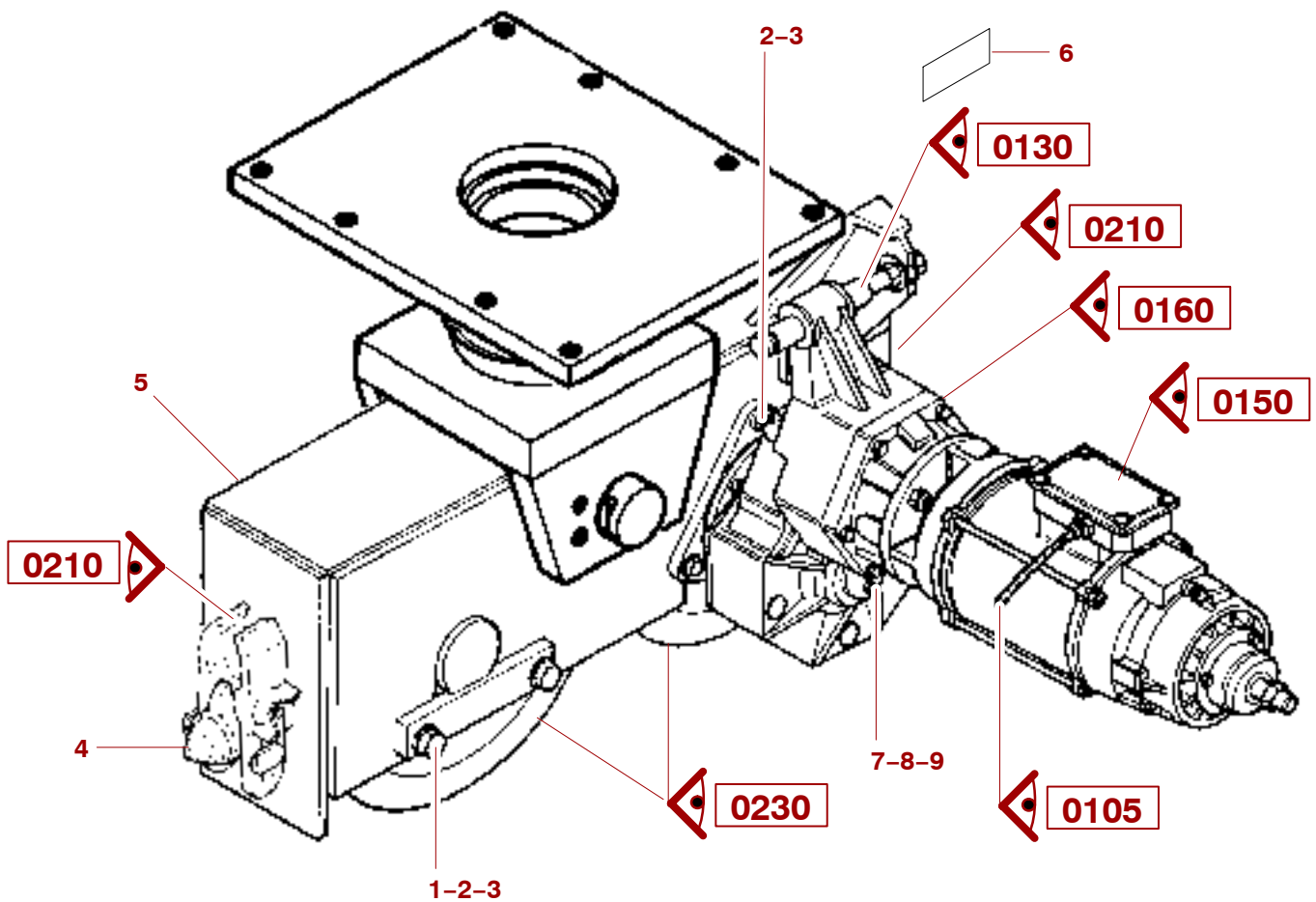
*Original parts or parts validated by POTAIN = SAFETY*

| REP | REFERENCE         | QTE      | QML | PRE | SY | DESIGNATION                     | DESCRIPTION   |
|-----|-------------------|----------|-----|-----|----|---------------------------------|---------------|
|     | <b>B-65410-86</b> | <b>1</b> |     |     |    | <b>BOITE A BORNES EQU CABLE</b> | <b>BOX</b>    |
| 1   | Z-65410-15        | 1        |     |     |    | BOITE-A-BORNES PLAST            | TERMINAL BOX  |
| 2   | N-01414-39        | 1        |     |     |    | ECROU-PRESSE-ETOUPE 11          | PACKING GLAND |
| 3   | C-01414-52        | 2        |     |     |    | ECROU-PRESSE-ETOUPE 21          | PACKING GLAND |
| 4   | S-09414-52        | 2        |     |     |    | EMBOU LAITON 21                 | END FITTING   |
| 5   | E-09414-63        | 2        | 50  |     |    | MANCHON RETRACT L70 D26         | SLEEVE        |
| 6   | P-09414-49        | 1        | 10  |     |    | EMBOU LAITON 11                 | END FITTING   |
| 7   | C-09414-61        | 1        | 100 |     |    | MANCHON RETRACT L50 D15         | SLEEVE        |
| 8   | T-08986-73        | 1        |     |     |    | PROFIL DIN 35 SP L157           | PROFILE       |
| 9   | W-08408-31        | 2        | 1   |     |    | BUTEE D'ARRET BORNE             | STOP          |
| 10  | Q-08408-25        | 15       | 20  |     |    | BORNE VIS 4MM2 PAS 6            | TERMINAL      |
| 11  | L-08408-90        | 1        | 10  |     |    | BORNE VIS 4MM PROTECT P6        | TERMINAL      |
| 12  | U-08408-29        | 1        |     |     |    | FLASQUE BORNE 5000              | FLANGE        |
| 13  | Q-18475-35        | 1        |     |     |    | PLAQUE CODE SERIE               | PLATE         |



*Original parts or parts validated by POTAIN = SAFETY*

| REP | REFERENCE         | QTE      | QML | PRE      | SY | DESIGNATION                | DESCRIPTION         |
|-----|-------------------|----------|-----|----------|----|----------------------------|---------------------|
|     | <b>B-51413-52</b> | <b>1</b> |     | <b>2</b> |    | <b>FIN-COURSE GALET</b>    | <b>LIMIT SWITCH</b> |
| 1   | E-51413-78        | 1        |     |          |    | LEVIER A GALET             | LEVER               |
| 2   | D-51413-77        | 1        |     | <b>3</b> |    | BLOC 2 CONTACTS O-F        | BLOCK               |
| 3   | A-01414-50        | 1        |     |          |    | BA ECROU-PRESSE-ETOUPE 13  | PACKING GLAND       |
| 4   | D-39414-21        | 1        |     |          |    | BA PRESSE-ETOUPE PG13 6-12 | PACKING GLAND       |

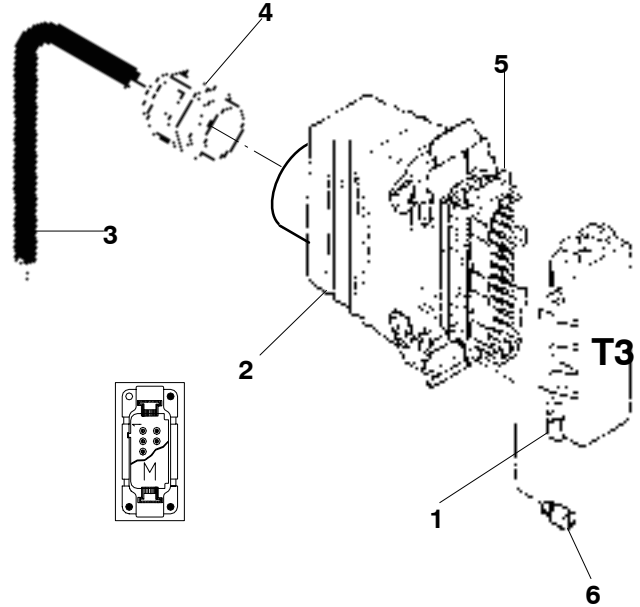


*Original parts or parts validated by POTAIN = SAFETY*

| REP | REFERENCE         | QTE      | QML | PRE | SY | DESIGNATION       | BEZEICHNUNG          | DESCRIPTION        |
|-----|-------------------|----------|-----|-----|----|-------------------|----------------------|--------------------|
|     | <b>C-44110-11</b> | <b>1</b> |     |     |    | <b>BOGGIE-MOT</b> | <b>MOTORBOGGIE</b>   | <b>MOTOR BOGIE</b> |
| 1   | G-10228-85        | 2        |     |     |    | PLAT              | FLACHSTAHL           | PLATE              |
| 2   | F-00327-34        | 10       |     |     |    | VIS               | SCHRAUBE             | SCREW              |
| 3   | K-00347-16        | 2        |     |     |    | RONDELLE          | SCHEIBE              | WASHER             |
| 4   | R-18414-64        | 1        |     |     |    | BUTEE-ELASTIQUE   | ELASTISCHER ANSCHLAG | RUBBER STOP        |
| 5   | D-17480-49        | 1        |     |     |    | CARTER-BOGGIE     | BOGGIEGEHAEUSE       | BOGIE HOUSING      |
| 6   | Q-18475-35        | 1        |     |     |    | PLAQUE            | PLATTE               | PLATE              |
| 7   | V-02301-11        | 1        |     |     |    | RONDELLE          | SCHEIBE              | WASHER             |
| 8   | M-00326-71        | 2        |     |     |    | VIS               | SCHRAUBE             | SCREW              |
| 9   | G-00347-13        | 2        |     |     |    | RONDELLE          | SCHEIBE              | WASHER             |

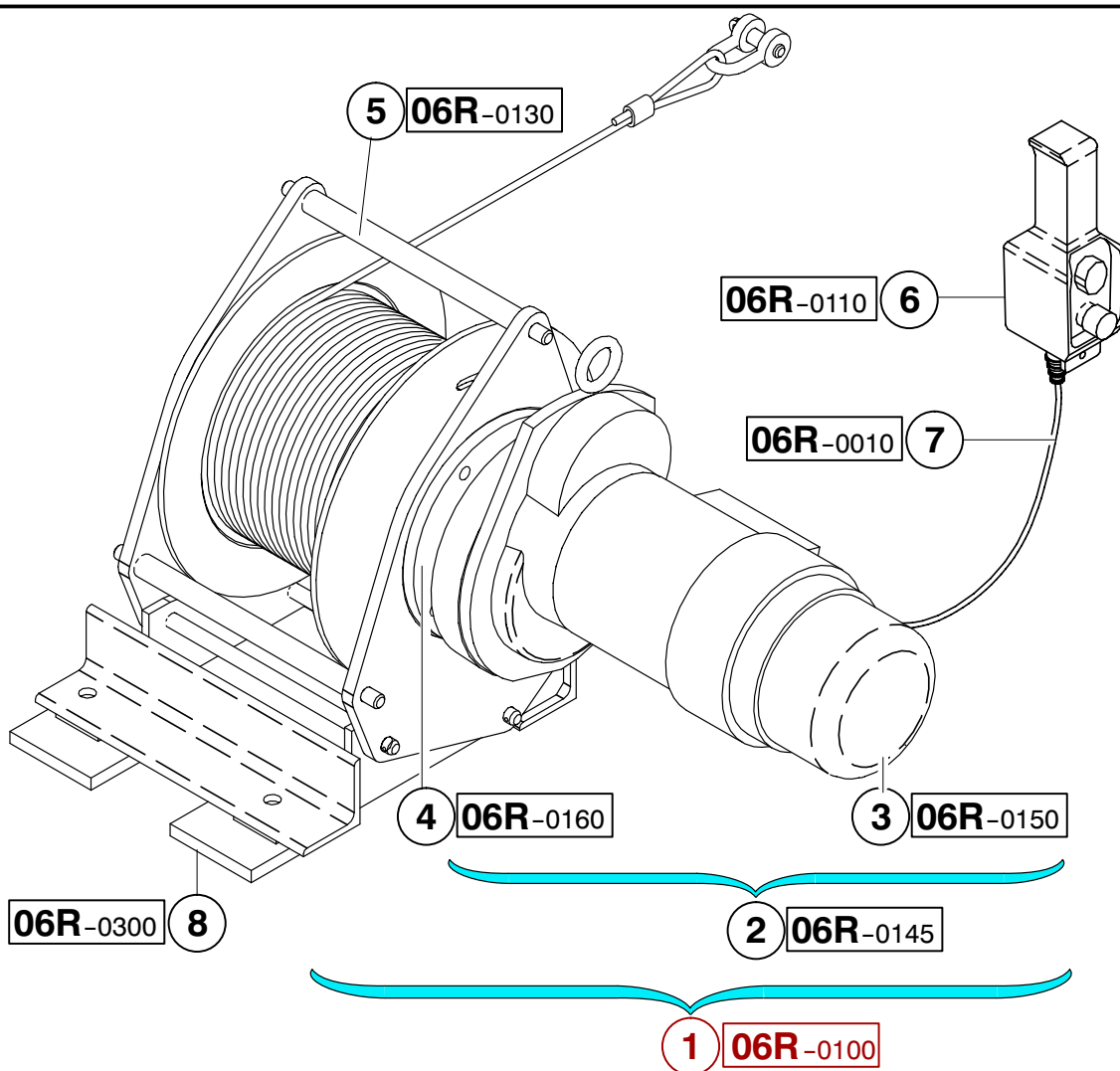


|       | M502M | COULEUR | ∅           | Cosses |   |
|-------|-------|---------|-------------|--------|---|
|       | 1     | 1U1     | Noir        | 2,5    | 6 |
|       | 2     | 1V1     | Marron      | 2,5    | 6 |
|       | 3     | 1W1     | Violet      | 2,5    | 6 |
|       | 4     | 1U2     | Ivoire/Noir | 2,5    | 6 |
|       | 5     | 1V2     | Ivoire      | 2,5    | 6 |
|       | 6     | 1W2     | Rouge       | 2,5    | 6 |
|       | 7     |         |             |        |   |
| Y512M | 8     | V2      | Orange      | 2,5    | 4 |
| Y502M | 9     | U2      | Gris        | 2,5    | 4 |
|       | 10    | W2      | Marron+Noir | 1+1    | 4 |
|       | 11    |         |             |        |   |
|       | 12    |         |             |        |   |
|       | 13    |         |             |        |   |
|       | 14    |         |             |        |   |
|       | 15    |         |             |        |   |
|       | 16    |         |             |        |   |
|       | 17    |         |             |        |   |
|       | 18    |         |             |        |   |
|       | 19    |         |             |        |   |
|       | 20    |         |             |        |   |
|       | 21    |         |             |        |   |
|       | 22    |         |             |        |   |
|       | 23    |         |             |        |   |
|       | 24    |         |             |        |   |
|       |       |         | Vert/Jaune  | 2,5    | 6 |



*Original parts or parts validated by POTAIN = SAFETY*

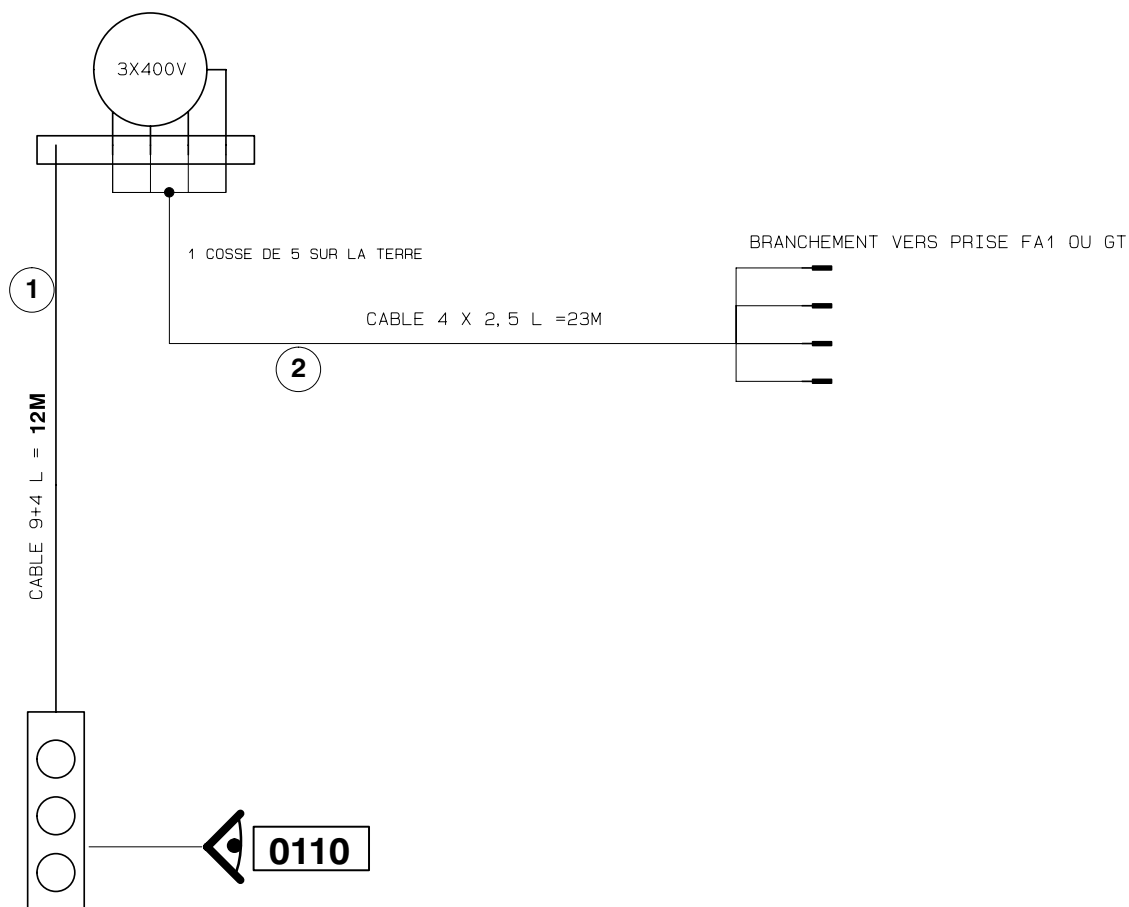
| REP | REFERENCE         | QTE      | QML | PRE | SY | DESIGNATION                | DESCRIPTION   |
|-----|-------------------|----------|-----|-----|----|----------------------------|---------------|
|     | <b>V-80472-59</b> | <b>1</b> |     |     |    | <b>CABLE T3 24 BROCHES</b> | <b>ROPE</b>   |
| 1   | Z-17407-77        | 1        |     |     |    | COUVERCLE 24C +JOINT       | COVER PLATE   |
| 2   | W-20407-18        | 1        |     |     |    | CAPOT DROIT 24C HAUT       | COVER         |
| 3   | L-10045-12        | 10       |     |     |    | CABLE U750 4X1+9G2,5       | ROPE          |
| 4   | G-39414-24        | 1        |     |     |    | PRESSE-ETOUPE PG29 18-25   | PACKING GLAND |
| 5   | Q-17407-69        | 1        |     | 2   |    | PRISE MALE 24C PRESSION    | CONNECTION    |
| 6   | V-17407-28        | 3        | 10  |     |    | VIS DE REPERAGE            | SCREW         |



*Original parts or parts validated by POTAIN = SAFETY*

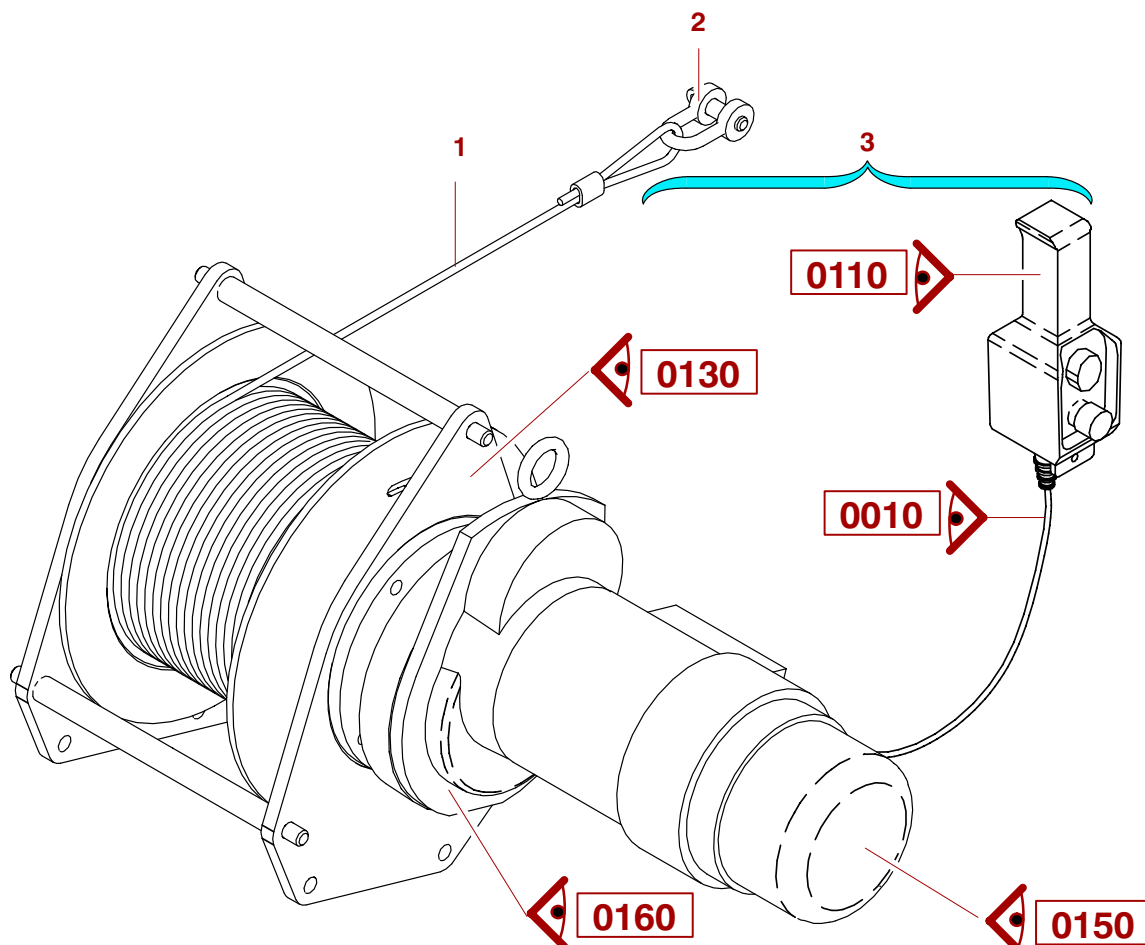
| REP | REFERENCE         | QTE      | QML | PRE | SY | DESIGNATION       | BEZEICHNUNG        | DESCRIPTION         |
|-----|-------------------|----------|-----|-----|----|-------------------|--------------------|---------------------|
|     | <b>G-71109-39</b> | <b>1</b> |     |     |    | <b>TREUIL</b>     | <b>SEILWINDE</b>   | <b>WINCH</b>        |
| 1   | 06R-0100-005-0    | 1        |     |     |    | TREUIL-AUXILIAIRE | HILFSTRIEBWERK     | AUXILIARY WINCH     |
| 2   | 06R-0145-001-0    | 1        |     |     |    | MOTO-REDUCTEUR    | GETRIEBEMOTOR      | GEARMOTOR           |
| 3   | 06R-0150-004-0    | 1        |     |     |    | MOTEUR-CG         | KAEFIGLAEUFERMOTOR | SQUIRREL CAGE MOTOR |
| 4   | 06R-0160-005-0    | 1        |     |     |    | REDUCTEUR         | UNTERSETZUNG       | REDUCER             |
| 5   | 06R-0130-004-0    | 1        |     |     |    | TAMBOUR           | TROMMEL            | DRUM                |
| 6   | 06R-0110-003-0    | 1        |     |     |    | BOITE             | KISTE/KASTEN       | BOX                 |
| 7   | 06R-0010-004-0    | 1        |     |     |    | CABLAGE           | VERDRAHTUNG        | WIRING              |
| 8   | 06R-0300-007-0    | 1        |     |     |    | SUPPORT           | TRAGSTUECK         | SUPPORT             |





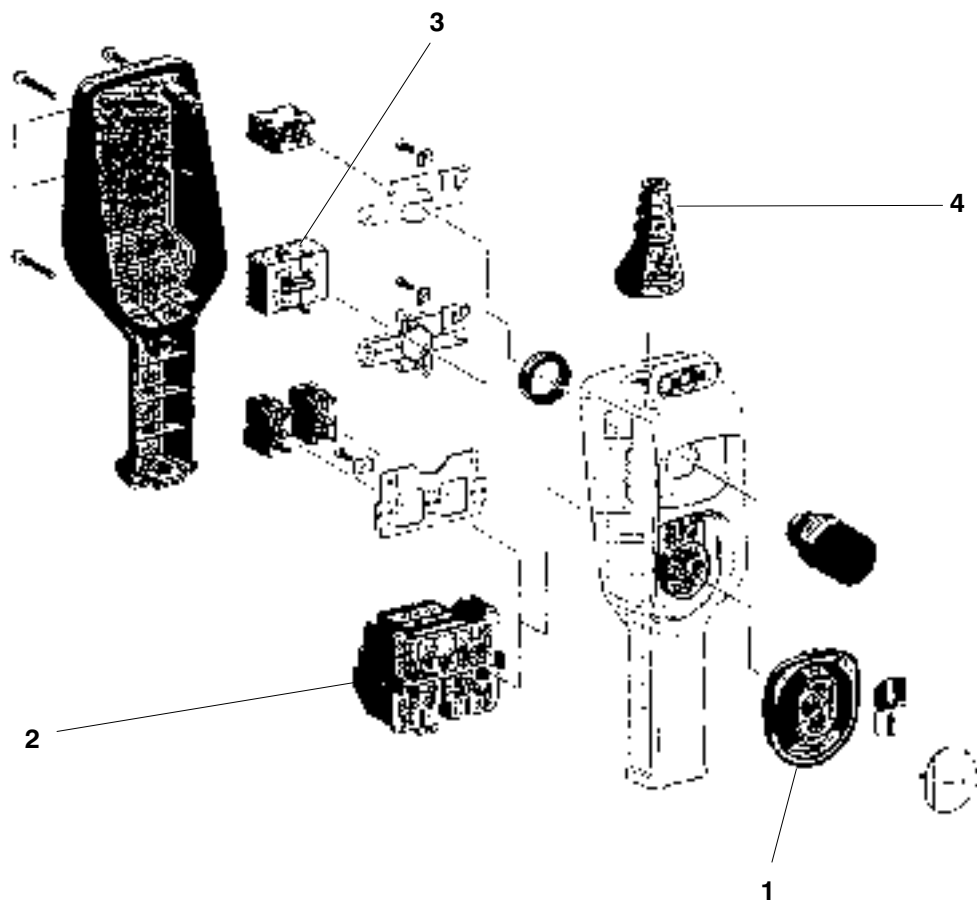
*Original parts or parts validated by POTAIN = SAFETY*

| REP | REFERENCE        | QTE      | QML | PRE | SY | DESIGNATION    | BEZEICHNUNG        | DESCRIPTION   |
|-----|------------------|----------|-----|-----|----|----------------|--------------------|---------------|
|     | <b>CR-5-4936</b> | <b>1</b> |     |     |    | <b>CABLAGE</b> | <b>VERDRAHTUNG</b> | <b>WIRING</b> |
| 1   | L-10045-12       | 12       |     |     | LA | CABLE          | SEIL               | ROPE          |
| 2   | J-10045-10       | 23       |     |     | LA | CABLE          | SEIL               | ROPE          |



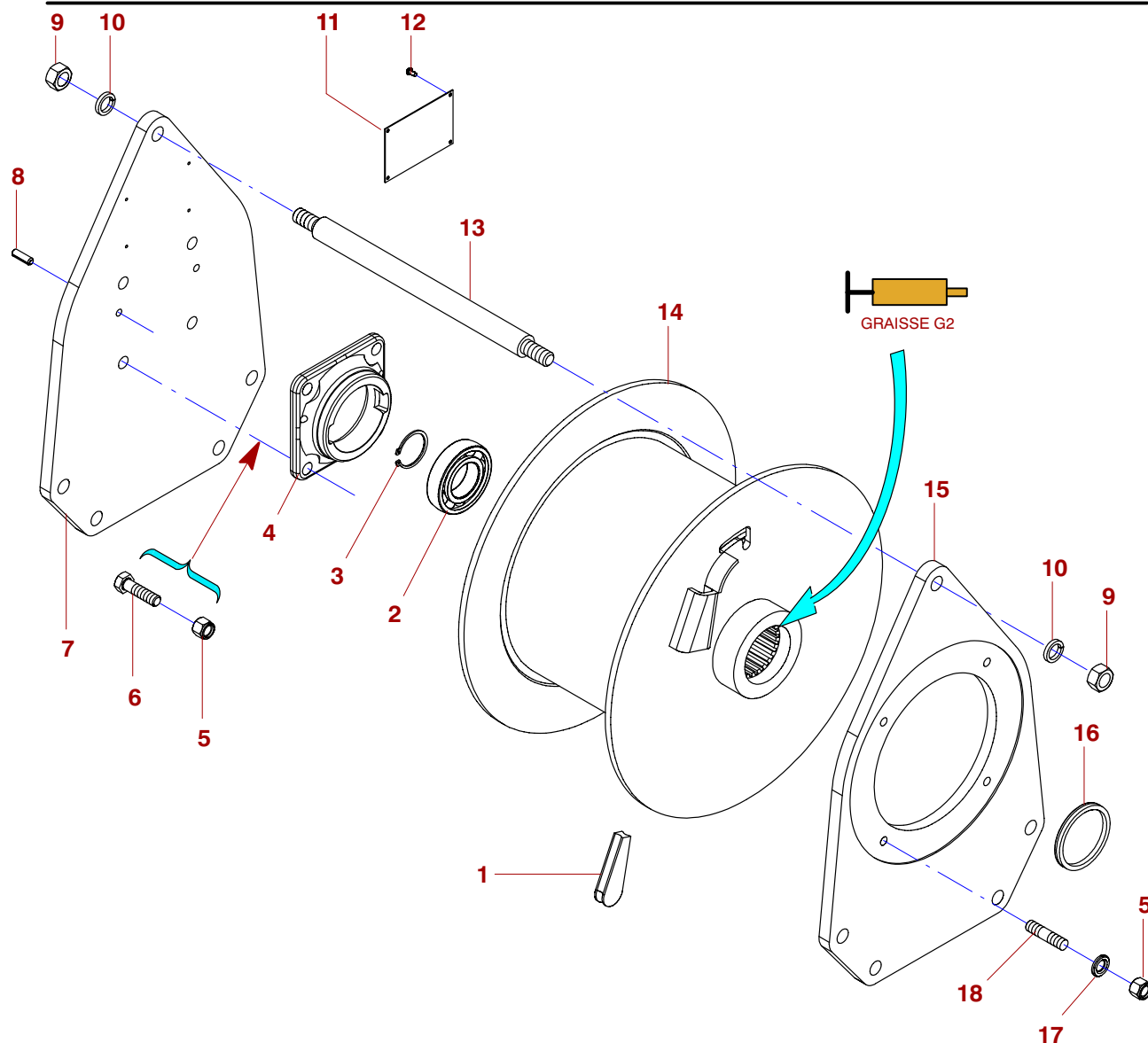
*Original parts or parts validated by POTAIN = SAFETY*

| REP | REFERENCE         | QTE      | QML | PRE | SY | DESIGNATION              | DESCRIPTION  |
|-----|-------------------|----------|-----|-----|----|--------------------------|--------------|
|     | <b>X-54109-32</b> | <b>1</b> |     |     |    | <b>TREUIL AUXILIAIRE</b> | <b>WINCH</b> |
| 1   | K-78313-94        | 1        |     |     |    | CABLE 7,2 L160000 1B GAL | ROPE         |
| 2   | F-22369-16        | 1        |     |     |    | MANILLE DROITE D16 1T    | SHACKLE      |
| 3   | Z-89384-43        | 1        |     |     |    | TREUIL AUXILIAIRE        | WINCH        |



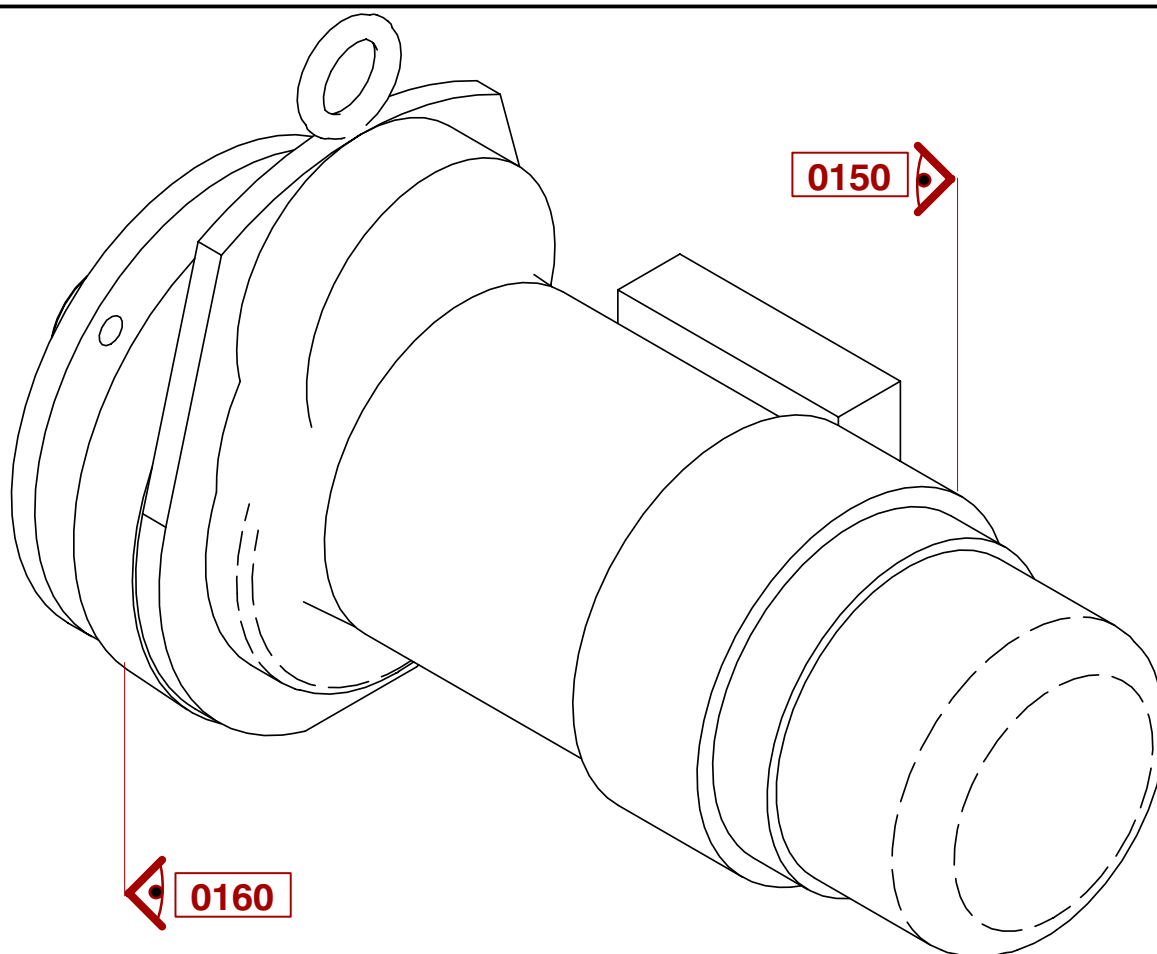
*Original parts or parts validated by POTAIN = SAFETY*

| REP | REFERENCE         | QTE      | QML | PRE      | SY | DESIGNATION                  | DESCRIPTION |
|-----|-------------------|----------|-----|----------|----|------------------------------|-------------|
|     | <b>A-51413-97</b> | <b>1</b> |     | <b>3</b> |    | <b>BOITE 3-BOUTONS 2,2KW</b> | <b>BOX</b>  |
| 1   | X-53413-34        | 1        |     | 3        |    | SOUFFLET DE POUSSOIR         | BELLOWS     |
| 2   | V-53413-32        | 1        |     | 1        |    | CONTACT BIPOLAIRE            | CONTACT     |
| 3   | W-53413-33        | 1        |     | 1        |    | CONTACT 3-0                  | CONTACT     |
| 4   | Z-53413-35        | 1        |     |          |    | EMBOUT DE CABLE              | END FITTING |



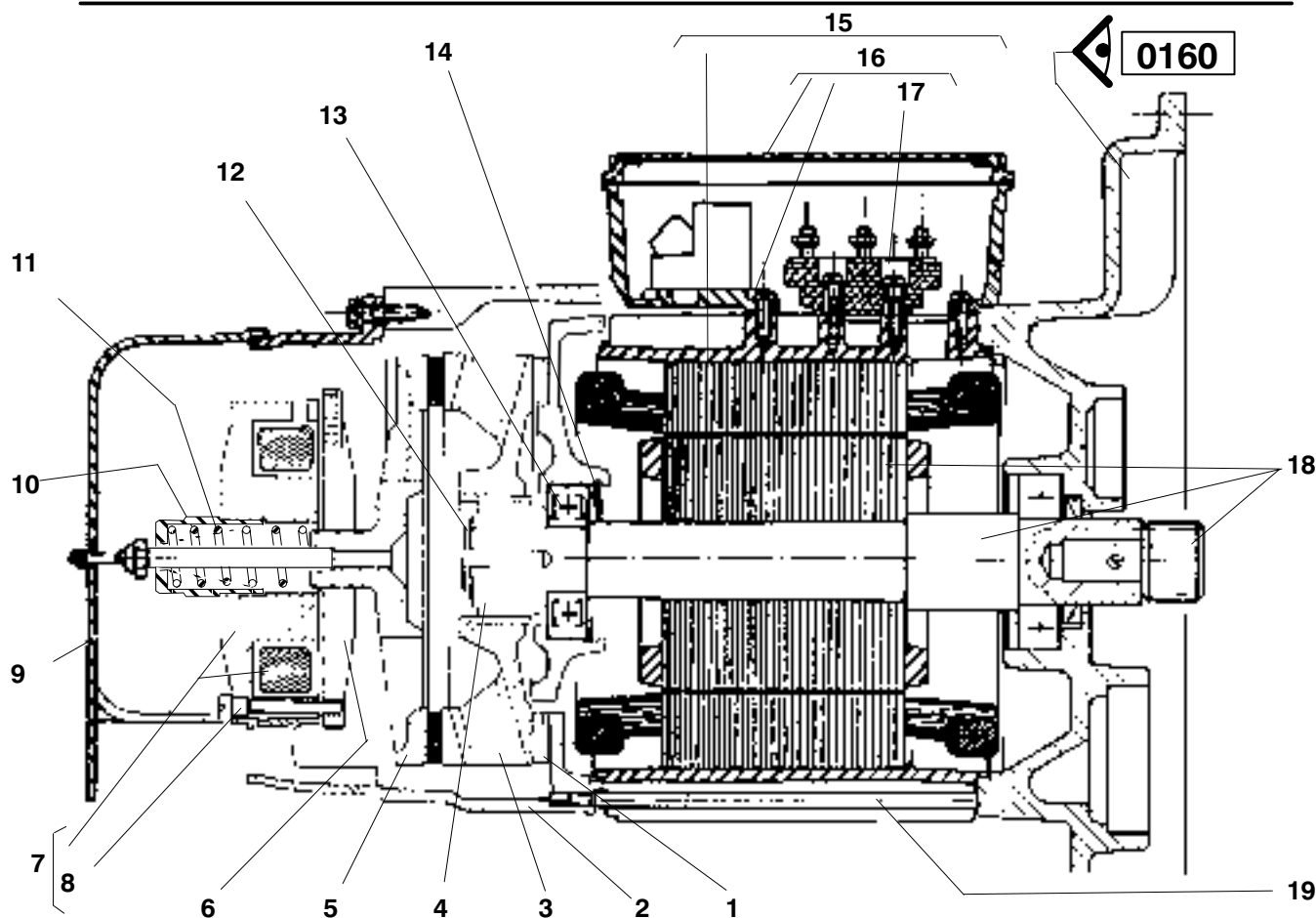
*Original parts or parts validated by POTAIN = SAFETY*

| REP | REFERENCE  | QTE      | QML | PRE | SY | DESIGNATION              | DESCRIPTION    |
|-----|------------|----------|-----|-----|----|--------------------------|----------------|
|     |            | <b>1</b> |     |     |    | <b>TAMBOUR + CHASSIS</b> | <b>DRUM</b>    |
| 1   | H-12038-27 | 1        |     |     |    | COIN BRUT D6,05 A 7,87   | WEDGE          |
| 2   | M-06396-64 | 1        |     | 3   |    | ROULEMENT 1726208-2RS1   | BEARING        |
| 3   | R-00363-32 | 1        |     |     |    | ANNEAU-D'ARRET 40 E      | LOCKING RING   |
| 4   | L-43384-08 | 1        |     | 2   |    | PALIER DE 40 USINE       | BEARING        |
| 5   | E-00345-96 | 8        | 10  |     |    | ECROU-SECUR M12X175 CL8  | SAFETY NUT     |
| 6   | S-66338-14 | 4        |     |     |    | VIS H M12X45/45 CL8-8    | SCREW          |
| 7   | N-73234-42 | 1        |     |     |    | FLASQUE USINE            | FLANGE         |
| 8   | T-00357-36 | 2        | 10  |     |    | GOUPILLE-ELAST E 8X25    | MECANINDUS PIN |
| 9   | Q-00341-69 | 6        |     |     |    | ECROU H M16 CL 56        | NUT            |
| 10  | J-00347-15 | 6        | 100 |     |    | RONDELLE W16             | WASHER         |
| 11  | Q-77515-89 | 1        |     |     |    | PLAQUE TREUIL-AUX. 450KG | PLATE          |
| 12  | F-01351-07 | 4        |     |     |    | RIVET SIM TR 3,5X6,4     | RIVET          |
| 13  | F-01280-92 | 3        |     |     |    | GOUJON D25 M16 M16 L372  | STUD           |
| 14  | A-89384-44 | 1        |     |     |    | TAMBOUR D273X208         | DRUM           |
| 15  | M-73234-41 | 1        |     |     |    | FLASQUE USINE            | FLANGE         |
| 16  | P-01512-15 | 1        |     | 3   |    | JOINT V65 A              | SEAL           |
| 17  | H-01346-26 | 4        | 200 |     |    | RONDELLE HR 10-9 M12     | WASHER         |
| 18  | Q-22277-02 | 4        |     |     |    | GOUJON M12-35/30 I18     | STUD           |



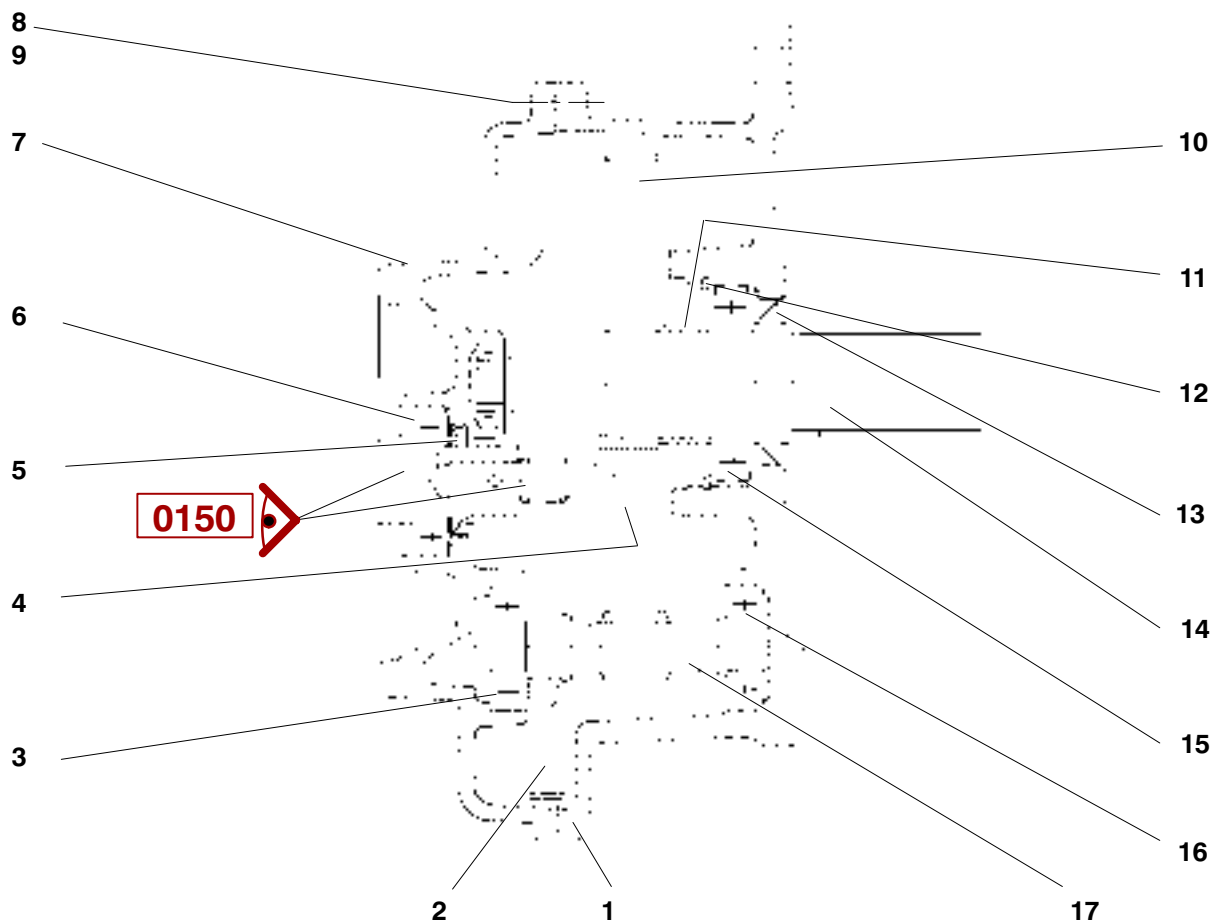
*Original parts or parts validated by POTAIN = SAFETY*

| REP | REFERENCE  | QTE | QML | PRE | SY | DESIGNATION    | BEZEICHNUNG   | DESCRIPTION |
|-----|------------|-----|-----|-----|----|----------------|---------------|-------------|
|     | P-04441-89 | 1   |     | 3   |    | MOTO-REDUCTEUR | GETRIEBEMOTOR | GEARMOTOR   |



*Original parts or parts validated by POTAIN = SAFETY*

| REP | REFERENCE  | QTE  | QML | PRE | SY | DESIGNATION        | BEZEICHNUNG               | DESCRIPTION                |
|-----|------------|------|-----|-----|----|--------------------|---------------------------|----------------------------|
|     |            | 1    |     |     |    | <b>MOTEUR-CG</b>   | <b>KAEFIGLAEUFERMOTOR</b> | <b>SQUIRREL CAGE MOTOR</b> |
| 1   | U-79517-62 | 1    |     |     |    | GARNITURE          | BELAG                     | LININGS                    |
| 2   | V-79517-63 | 1    |     |     |    | FLASQUE            | FLANSCH                   | FLANGE                     |
| 3   | C-40439-08 | 1    |     |     |    | DISQUE-VENTILATEUR | VENTILATORSCHIEBE         | FAN DISC                   |
| 4   | G-43439-70 | 1    |     |     |    | DOUILLE-CANNELEE   | VIELNUTHUELSE             | SPLINED SLEEVE             |
| 5   | X-11517-23 | 1    |     |     |    | COURONNE           | ZAHNKRANZ                 | TOOTHED RING               |
| 6   | V-40439-02 | 1    |     |     |    | ARMATURE-MOBILE    | BEWEGLICHER-ANKER         | MOBILE-ARMATURE            |
| 7   | S-79517-60 | 1    |     |     |    | CULASSE-BOBINEE    | SPULENANKER               | YOKE                       |
| 8   | D-40439-09 | 1    |     |     |    | VIS                | SCHRAUBE                  | SCREW                      |
| 9   | D-08517-39 | 1    |     |     |    | CAPOT              | HAUBE                     | COVER                      |
| 10  | U-11517-20 | 1    |     |     |    | BOITE-A-RESSORT    | SPANNSCHRAUBE             | SPRING BOX                 |
| 11  | W-40439-26 | 1    |     |     |    | RESSORT            | FEDER                     | SPRING                     |
| 12  | A-00363-17 | 1    |     |     |    | ANNEAU-D'ARRET     | SICHERHEITSRING           | LOCKING RING               |
| 13  | L-01396-66 | 1    |     | 2   |    | ROULEMENT          | WAEZLAGER                 | BEARING                    |
| 14  | K-00362-34 | 1    |     |     |    | ANNEAU-D'ARRET     | SICHERHEITSRING           | LOCKING RING               |
| 15  | D-80517-97 | 1    |     |     |    | STATOR             | STATOR                    | STATOR                     |
| 16  | E-05517-28 | 1    |     |     |    | BOITE              | KISTE/KASTEN              | BOX                        |
| 17  | V-40439-94 | 1    |     |     |    | PLAQUE-A-BORNES    | KLEMMENBRETT              | TERMINAL STRIP             |
| 18  | E-80517-98 | 1    |     |     |    | ROTOR-CAGE         | KAEFIGLAEUFER             | SQUIRREL CAGE ROTOR        |
| 19  | C-11517-27 | 1    |     | WA  |    | TIGE               | STANGE                    | ROD                        |
| 20  | E-39414-45 | 1    |     | AA  |    | PRESSE-ETOUPE      | STOPFBUECHSE              | PACKING GLAND              |
| 21  | G-39414-24 | 1    |     | AA  |    | PRESSE-ETOUPE      | STOPFBUECHSE              | PACKING GLAND              |
| 22  | C-00408-50 | 0,50 |     | AA  |    | BARRETTE-JONCTION  | KLEMMLEISTE               | TERMINAL STRIP             |
| 23  | U-01414-91 | 1    |     | AA  |    | AMPLIFICATEUR      | VERSTAERKER               | AMPLIFIER                  |
| 24  | X-01414-94 | 1    |     | AA  |    | AMPLIFICATEUR      | VERSTAERKER               | AMPLIFIER                  |

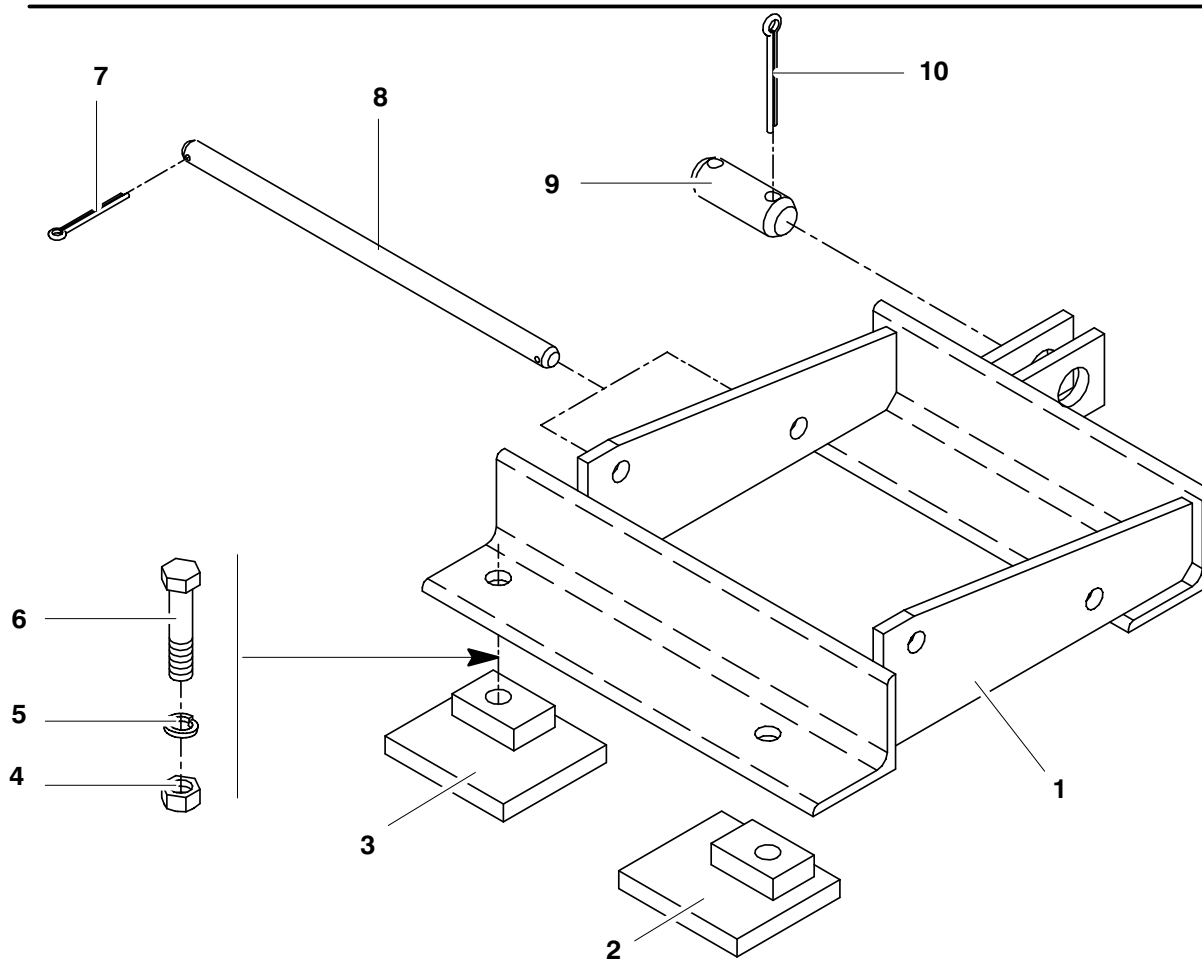


*Original parts or parts validated by POTAIN = SAFETY*

| REP | REFERENCE  | QTE | QML | PRE | SY | DESIGNATION      | BEZEICHNUNG         | DESCRIPTION    |
|-----|------------|-----|-----|-----|----|------------------|---------------------|----------------|
|     |            | 1   |     |     |    | <b>REDUCTEUR</b> | <b>UNTERSETZUNG</b> | <b>REDUCER</b> |
| 1   | F-76517-60 | 1   |     |     |    | CARTER           | GEHAEUSE            | HOUSING        |
| 2   | U-78389-24 | 1   |     |     |    | ROUE             | RAD                 | WHEEL          |
| 3   | U-06396-48 | 1   |     | 2   |    | ROULEMENT        | WAEZLAGER           | BEARING        |
| 4   | P-19374-64 | 1   |     |     |    | BOUCHON          | STOPFEN             | PLUG           |
| 5   | P-12514-20 | 1   |     | 2   |    | BAGUE-ETANCH     | DICHTUNGSRING       | SEAL RING      |
| 6   | N-01396-68 | 1   |     | 2   |    | ROULEMENT        | WAEZLAGER           | BEARING        |
| 7   | D-76517-58 | 1   |     |     |    | FLASQUE          | FLANSCH             | FLANGE         |
| 8   | F-00338-15 | 9   |     |     |    | VIS              | SCHRAUBE            | SCREW          |
| 9   | C-00347-09 | 9   |     |     |    | RONDELLE         | SCHEIBE             | WASHER         |
| 10  | T-78389-23 | 1   |     |     |    | ROUE             | RAD                 | WHEEL          |
| 11  | G-76517-61 | 1   |     |     |    | ENTRETOISE       | DISTANZSTUECK       | SPACER         |
| 12  | D-00362-51 | 1   |     |     |    | ANNEAU-D'ARRET   | SICHERHEITSRING     | LOCKING RING   |
| 13  | Q-12514-44 | 1   |     | 2   |    | BAGUE-ETANCH     | DICHTUNGSRING       | SEAL RING      |
| 14  | H-76517-62 | 1   |     |     |    | ARBRE            | WELLE               | SHAFT          |
| 15  | S-01396-72 | 1   |     | 2   |    | ROULEMENT        | WAEZLAGER           | BEARING        |
| 16  | U-06396-48 | 1   |     | 2   |    | ROULEMENT        | WAEZLAGER           | BEARING        |
| 17  | V-72393-61 | 1   |     |     |    | PIGNON-ARBRE     | RITZELWELLE         | SHAFTED PINION |

PIECES DE RECHANGE  
 ERSATZTEILE  
 SPARE PARTS

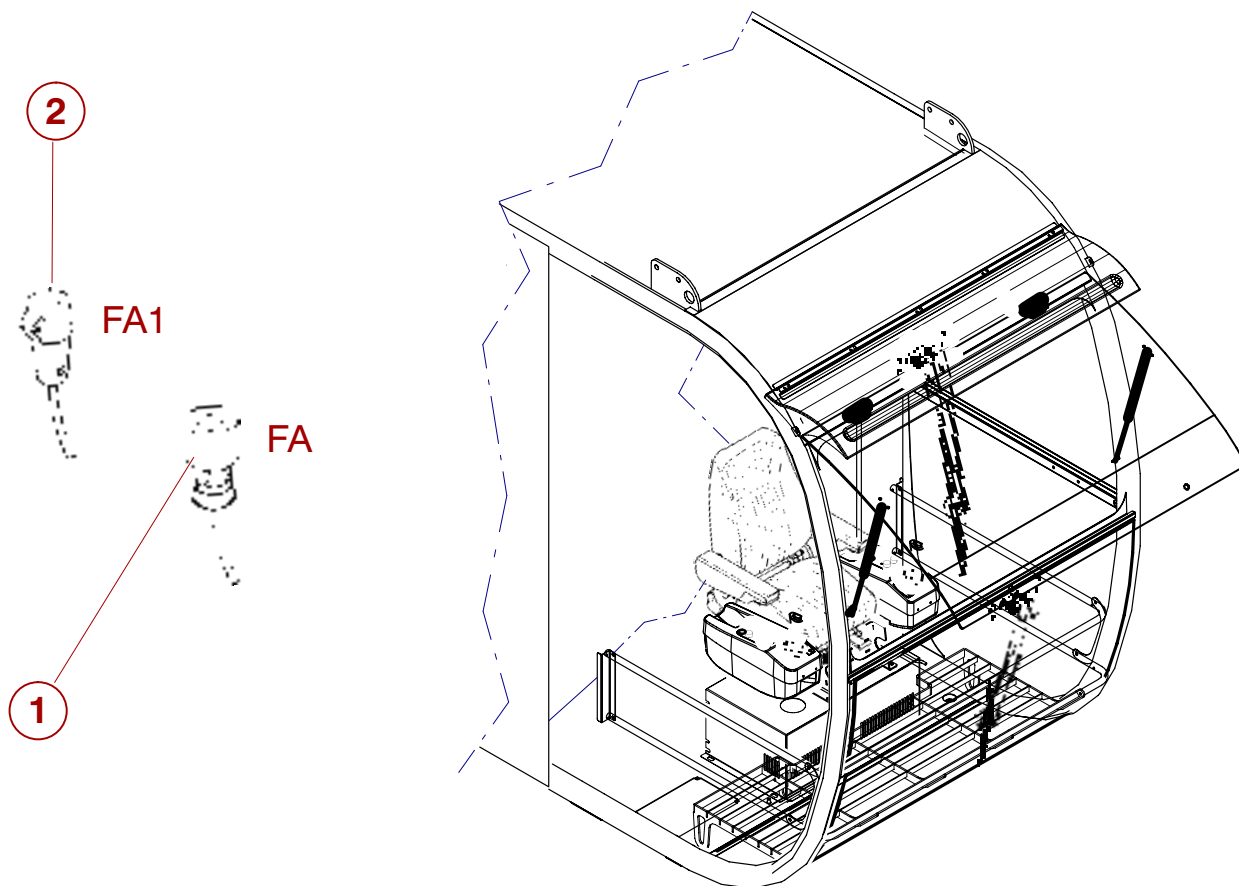
TREUIL-AUXILIAIRE  
 HILFSTRIEBWERK  
 AUXILIARY WINCH



*Original parts or parts validated by POTAIN = SAFETY*

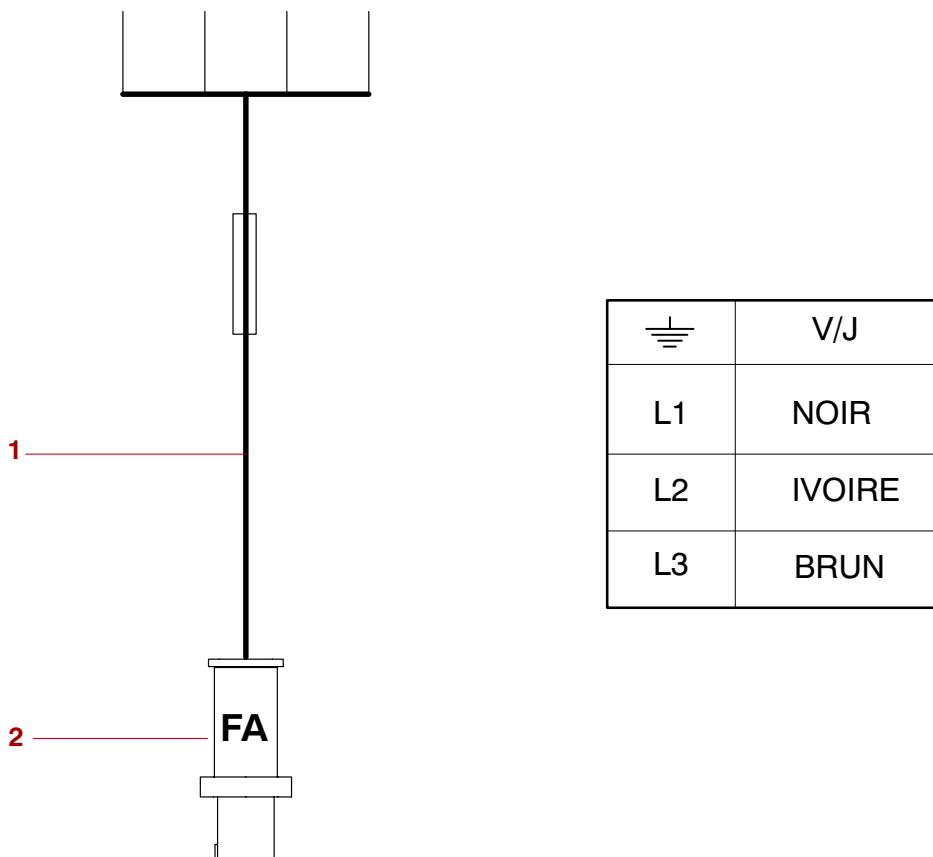
| REP | REFERENCE         | QTE      | QML | PRE | SY | DESIGNATION    | BEZEICHNUNG       | DESCRIPTION    |
|-----|-------------------|----------|-----|-----|----|----------------|-------------------|----------------|
|     | <b>B-70109-53</b> | <b>1</b> |     |     |    | <b>SUPPORT</b> | <b>TRAGSTUECK</b> | <b>SUPPORT</b> |
| 1   | T-70109-46        | 1        |     |     |    | SUPPORT        | TRAGSTUECK        | SUPPORT        |
| 2   | V-70109-48        | 1        |     |     |    | BRIDE          | HALTEBUEGEL       | BRACKET        |
| 3   | U-70109-47        | 1        |     |     |    | BRIDE          | HALTEBUEGEL       | BRACKET        |
| 4   | J-01341-21        | 2        |     |     |    | ECROU          | MUTTER            | NUT            |
| 5   | J-00347-15        | 2        |     |     |    | RONDELLE       | SCHEIBE           | WASHER         |
| 6   | V-00338-75        | 2        | 50  |     |    | VIS            | SCHRAUBE          | SCREW          |
| 7   | V-00355-31        | 4        |     |     |    | GOUPILLE-V     | SPLINT            | SPLIT PIN      |
| 8   | M-12276-13        | 2        |     |     |    | AXE            | ACHSE             | PIN            |
| 9   | V-02276-50        | 1        |     |     |    | AXE            | ACHSE             | PIN            |
| 10  | H-00355-65        | 2        |     |     |    | GOUPILLE-V     | SPLINT            | SPLIT PIN      |





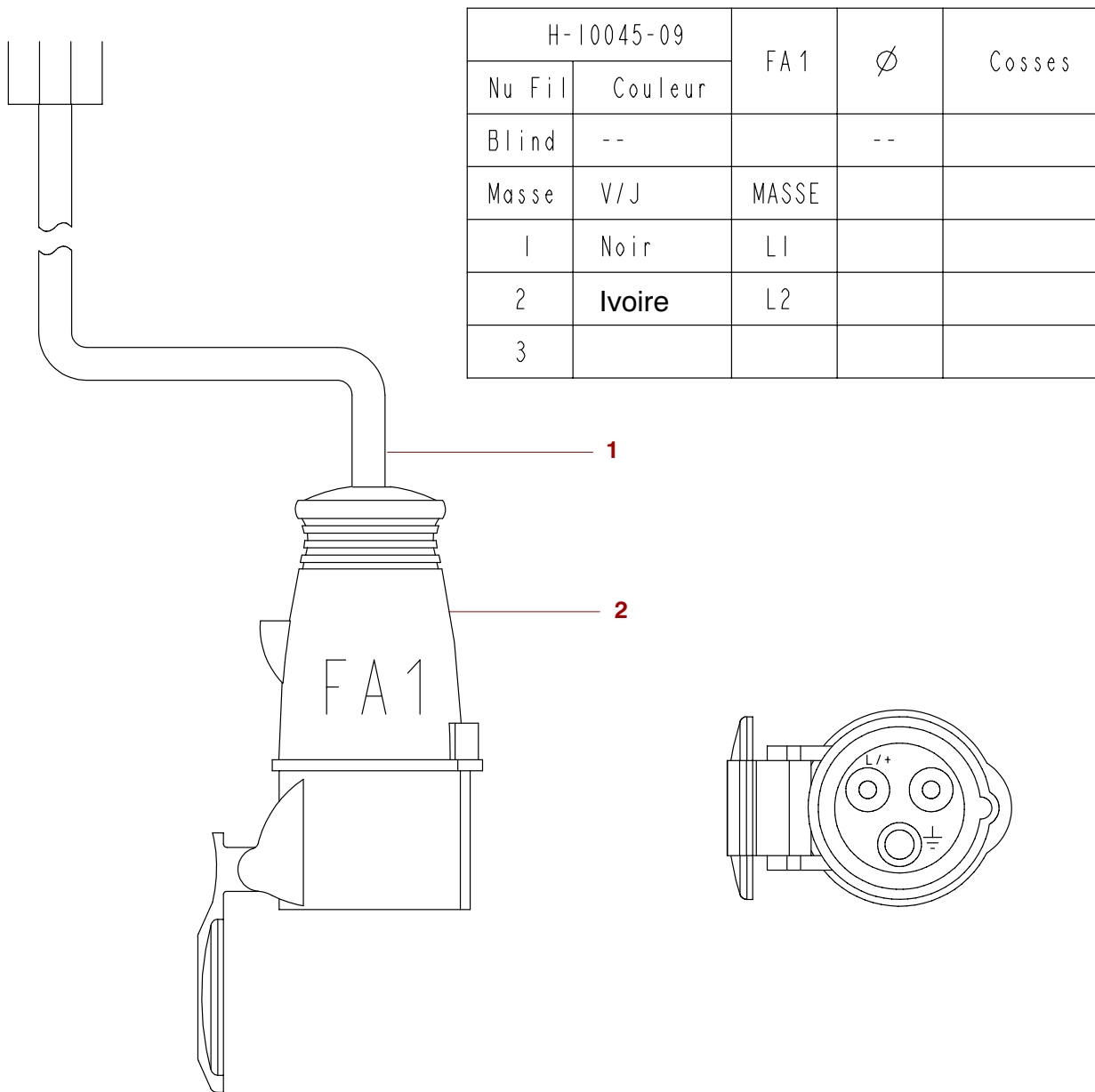
*Original parts or parts validated by POTAIN = SAFETY*

| REP | REFERENCE      | QTE | QML | PRE | SY | DESIGNATION            | DESCRIPTION    |
|-----|----------------|-----|-----|-----|----|------------------------|----------------|
|     |                | 1   |     |     |    | <b>LOT 2 CABLES FA</b> | <b>SET</b>     |
| 1   | 08R-0011-052-0 | 1   |     |     |    | CABLE 4G2,5 FA         | ROPE           |
| 2   | 08R-0011-053-0 | 1   |     |     |    | CABLE-ELEC 4G1,5 FA1   | ELECTRIC CABLE |



*Original parts or parts validated by POTAIN = SAFETY*

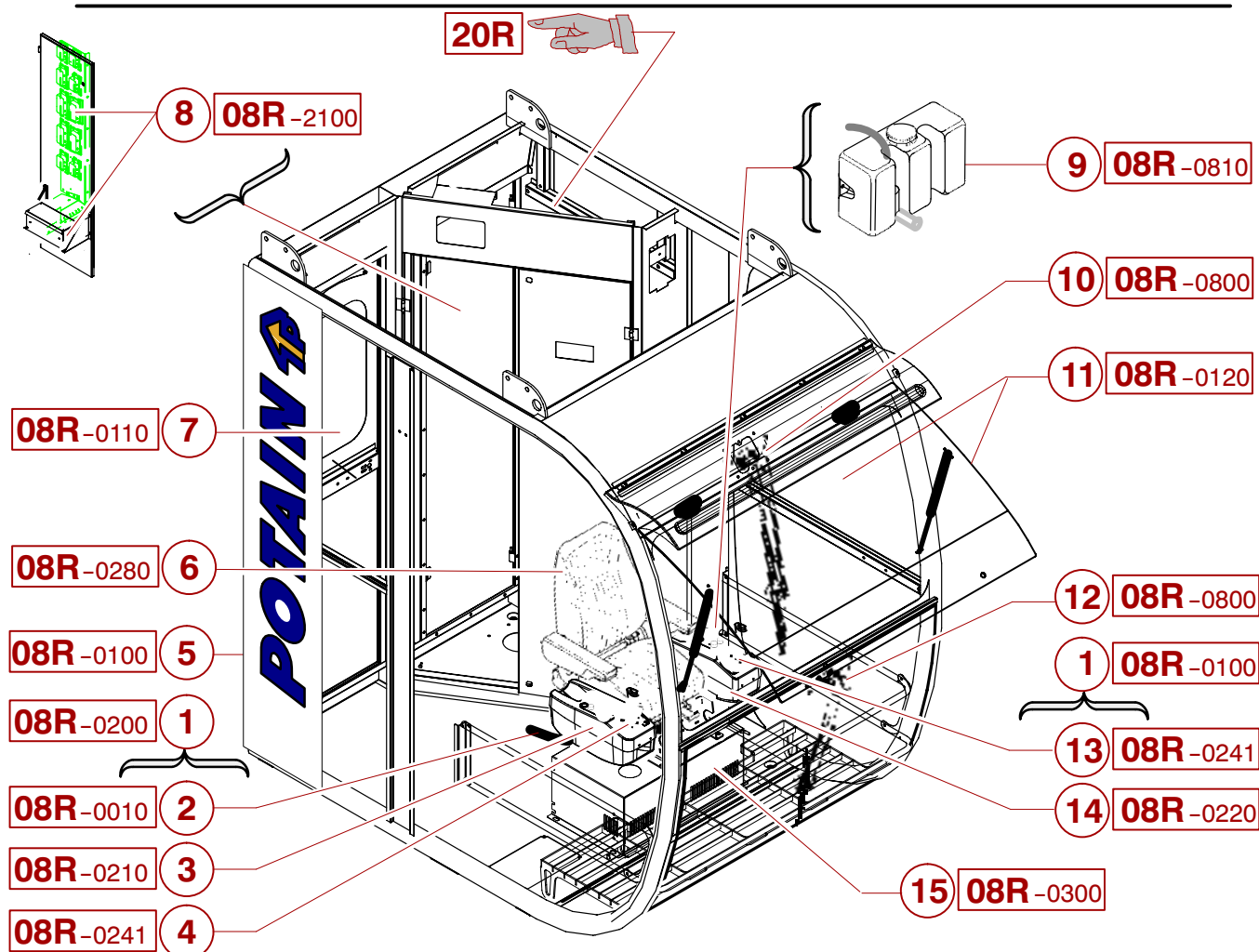
| REP | REFERENCE         | QTE      | QML | PRE | SY | DESIGNATION                     | DESCRIPTION           |
|-----|-------------------|----------|-----|-----|----|---------------------------------|-----------------------|
|     | <b>V-03667-31</b> | <b>1</b> |     |     |    | <b>CABLE-ELEC 4G2.5 FA 1.5M</b> | <b>ELECTRIC CABLE</b> |
| 1   | J-10045-10        | 1,50     |     |     | LA | CABLE U 750 CSV 30 4G2,5        | ROPE                  |
| 2   | M-02407-06        | 1        |     | 2   |    | CONNECTEUR M 3X32A+T            | CONNECTOR             |



| H-10045-09 |               | FA 1  | Ø  | Cosses |
|------------|---------------|-------|----|--------|
| Nu Fil     | Couleur       |       |    |        |
| Blind      | --            |       | -- |        |
| Masse      | V/J           | MASSE |    |        |
| 1          | Noir          | L1    |    |        |
| 2          | <b>Ivoire</b> | L2    |    |        |
| 3          |               |       |    |        |

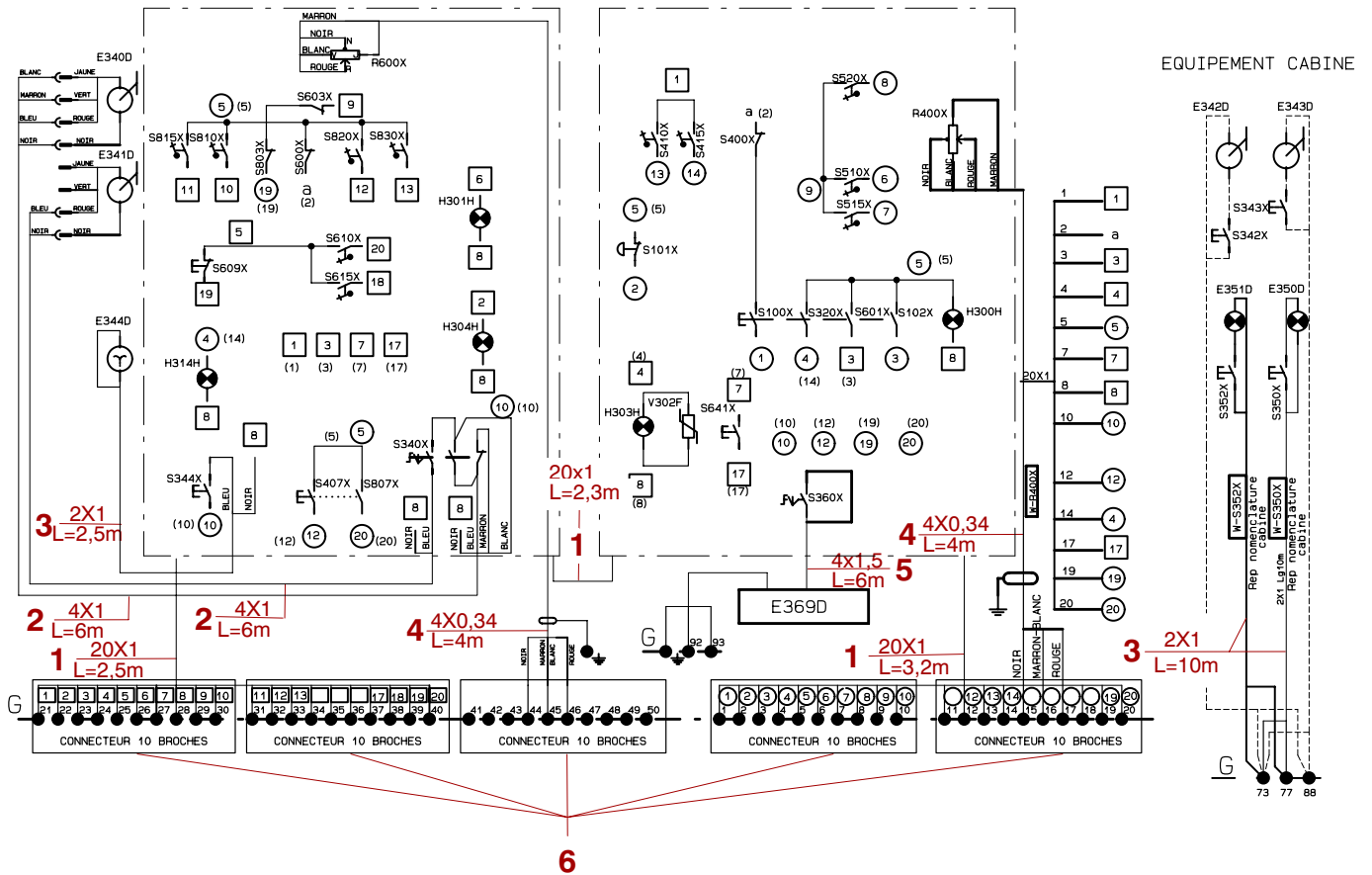
*Original parts or parts validated by POTAIN = SAFETY*

| REP | REFERENCE         | QTE      | QML | PRE | SY | DESIGNATION                 | DESCRIPTION           |
|-----|-------------------|----------|-----|-----|----|-----------------------------|-----------------------|
|     | <b>V-03667-54</b> | <b>1</b> |     |     |    | <b>CABLE-ELEC 4G1.5 FA1</b> | <b>ELECTRIC CABLE</b> |
| 1   | H-10045-09        | 1,50     |     |     | LA | CABLE U 750 CSV 30 4G1,5    | ROPE                  |
| 2   | K-02407-73        | 1        |     | 2   |    | CONNECTEUR F 2P+T 16A       | CONNECTOR             |



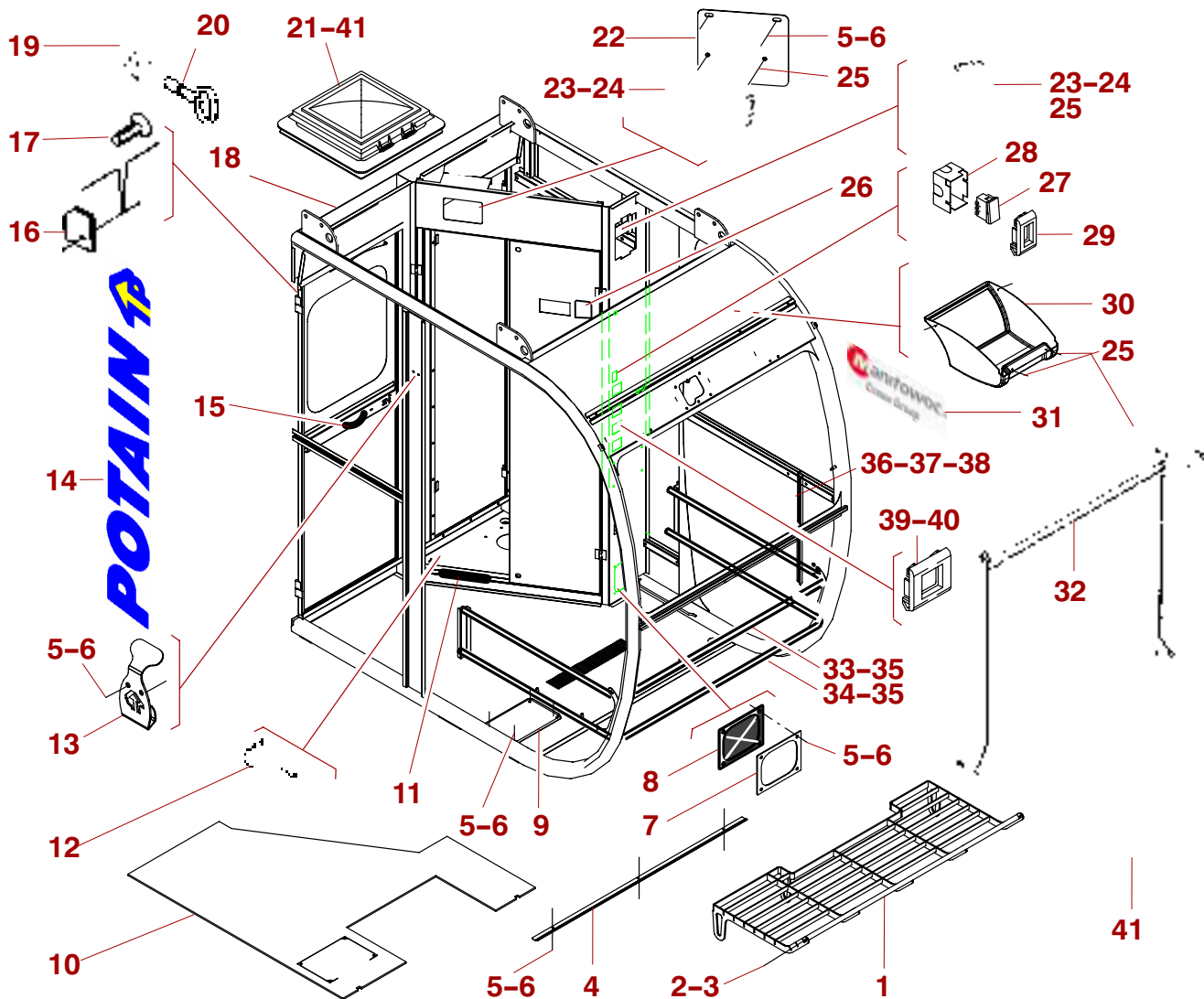
*Original parts or parts validated by POTAIN = SAFETY*

| REP | REFERENCE         | QTE      | QML | PRE | SY | DESIGNATION              | DESCRIPTION          |
|-----|-------------------|----------|-----|-----|----|--------------------------|----------------------|
|     | <b>E-51481-40</b> | <b>1</b> |     |     |    | <b>CABINE-COMLETE</b>    | <b>COMPLETE CAB</b>  |
| 1   | 08R-0200-104-0    | 1        |     |     |    | POSTE-DE-COMMANDE        | DRIVERS CONTROL UNIT |
| 2   | 08R-0010-145-0    | 1        |     |     |    | CABLAGE POSTE-CDE        | WIRING               |
| 3   | 08R-0210-054-0    | 1        |     |     |    | EQUIPT POSTE LEV-TRANSL  | EQUIPMENT            |
| 4   | 08R-0241-025-0    | 1        |     |     |    | COMBINA TEUR LEVAGE      | MASTER CONTROLLER    |
| 5   | 08R-0100-043-1    | 1        |     |     |    | CABINE EQUIPEE V140S     | CAB                  |
| 6   | 08R-0280-014-0    | 1        |     |     |    | SIEGE-CABINE EQUIPE      | CABIN SEAT           |
| 7   | 08R-0110-012-0    | 1        |     |     |    | PORTE DE CABINE EQUIPEE  | DOOR                 |
| 8   | 08R-2100-031-0    | 1        |     |     |    | EQUIPT CONNECTION        | EQUIPMENT            |
| 9   | 08R-0810-004-0    | 1        |     |     |    | LAVE-GLACE               | WINDSCREEN-WASHER    |
| 10  | 08R-0800-013-0    | 1        |     |     |    | ESSUIE-GLACE FRONT HAUT  | WINDSCREEN WIPER     |
| 11  | 08R-0120-022-0    | 1        |     |     |    | ENSEMBLE GLACES CABINE   | ASSEMBLY             |
| 12  | 08R-0800-014-0    | 1        |     |     |    | ESSUIE-GLACE FRONTAL BAS | WINDSCREEN WIPER     |
| 13  | 08R-0241-023-0    | 1        |     |     |    | COMBINA TEUR OR-CH       | MASTER CONTROLLER    |
| 14  | 08R-0220-051-0    | 1        |     |     |    | EQUIPT POSTE CDE OR CH   | EQUIPMENT            |
| 15  | 08R-0300-009-0    | 1        |     |     |    | CHAUFFAGE EQUIPE 4000W   | HEATING              |



*Original parts or parts validated by POTAIN = SAFETY*

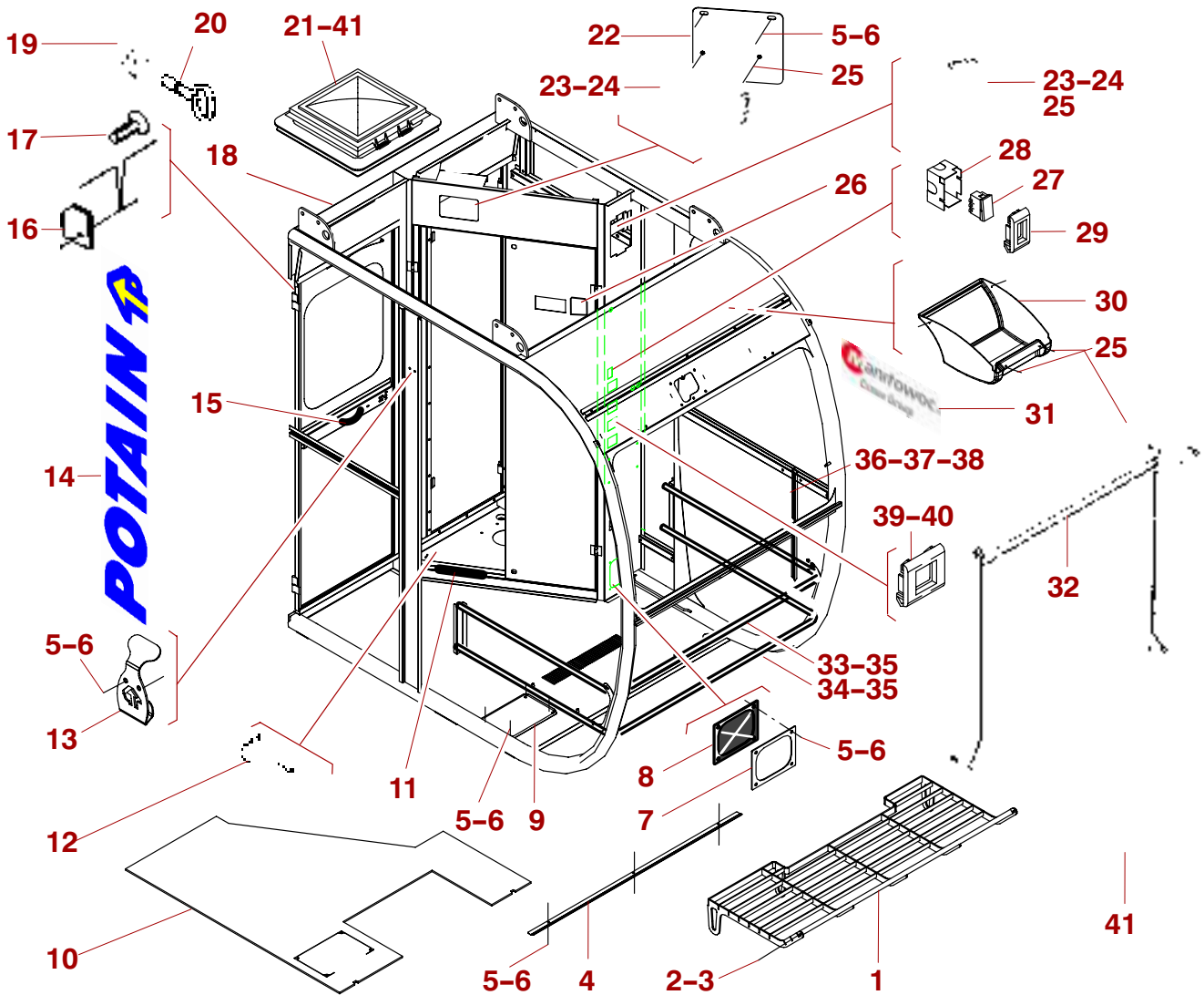
| REP | REFERENCE         | QTE      | QML | PRE | SY | DESIGNATION               | DESCRIPTION    |
|-----|-------------------|----------|-----|-----|----|---------------------------|----------------|
|     | <b>CR-5E-0197</b> | <b>1</b> |     |     |    | <b>PRINCIPE-POSTE-CDE</b> | <b>CABLES</b>  |
| 1   | H-16045-10        | 8        |     | LA  |    | CABLE U500 SPU 20X1       | ROPE           |
| 2   | G-10045-08        | 12       |     | LA  |    | CABLE U 750 CSV 30 4X1    | ROPE           |
| 3   | F-10045-07        | 12,50    |     | LA  |    | CABLE U 750 CSV 30 2X1    | ROPE           |
| 4   | H-00045-84        | 8        |     | LA  |    | CABLE BLINDE 4X0,34 MM2   | ROPE           |
| 5   | H-10045-09        | 6        |     | LA  |    | CABLE U 750 CSV 30 4G1,5  | ROPE           |
| 6   | H-20407-97        | 5        |     | 2   |    | CONNECTEUR M 10 BROCHES   | CONNECTOR      |
| 7   | C-00408-50        | 0,10     |     | AA  |    | BARRETTE-JONCTION 2,5     | TERMINAL STRIP |



*Original parts or parts validated by POTAIN = SAFETY*

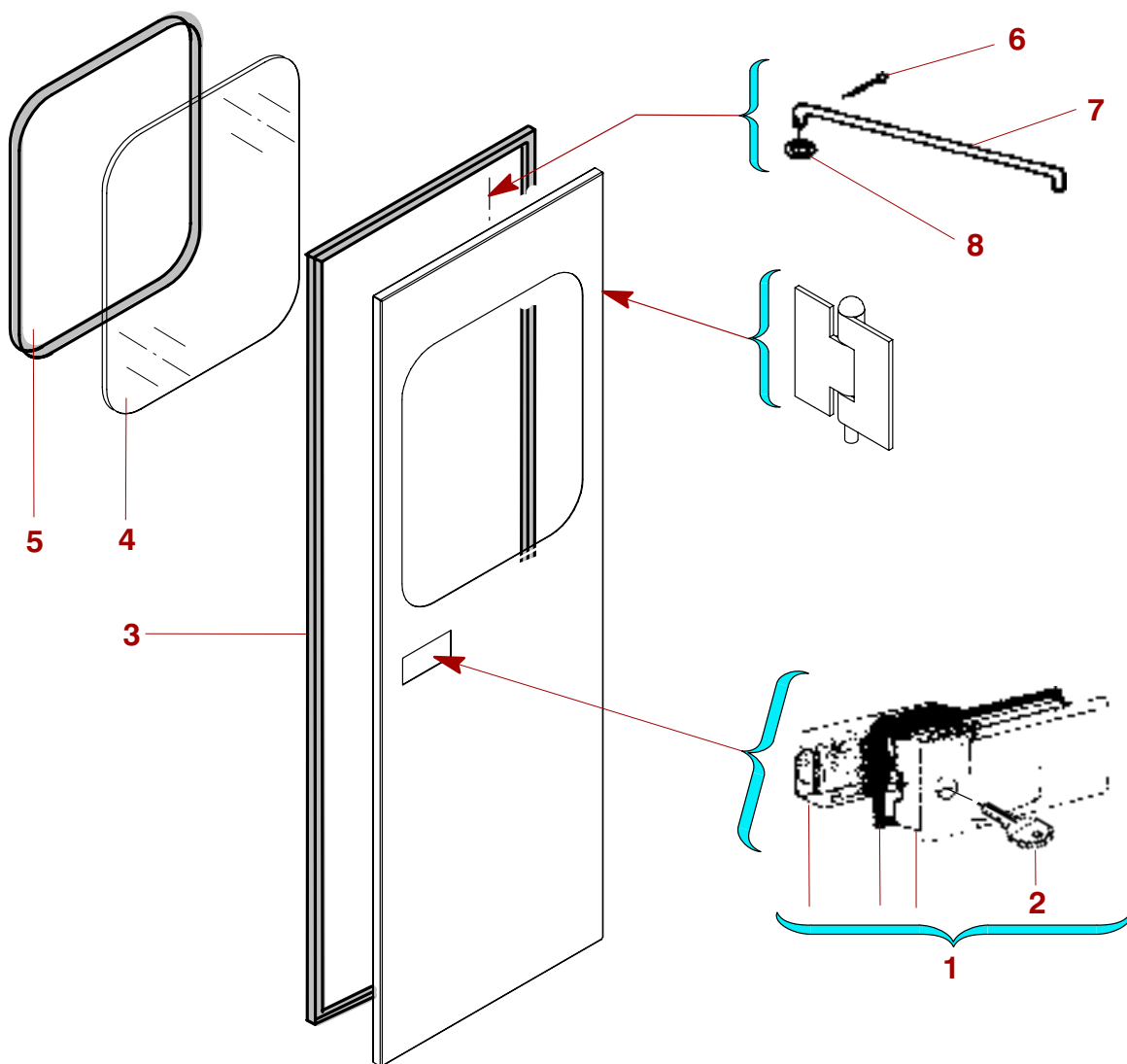
| REP | REFERENCE  | QTE      | QML | PRE | SY | DESIGNATION                 | DESCRIPTION |
|-----|------------|----------|-----|-----|----|-----------------------------|-------------|
|     |            | <b>1</b> |     |     |    | <b>CABINE EQUIPEE V140S</b> | <b>CAB</b>  |
| 1   | S-62445-85 | 1        |     |     |    | GRILLE DE PLANCHER V140     | GRILL       |
| 2   | S-00338-26 | 2        | 200 |     |    | VIS H M10X20/20 CL8.8       | SCREW       |
| 3   | W-00350-03 | 2        | 100 |     |    | RONDELLE M10 N              | WASHER      |
| 4   | S-62445-39 | 1        |     |     |    | TOLE PARACHUTE GLACE INF    | PLATE       |
| 5   | Z-00338-09 | 16       | 100 |     |    | VIS H M6X20/20 CL8.8        | SCREW       |
| 6   | U-00350-01 | 20       | 500 |     |    | RONDELLE M 6 N              | WASHER      |
| 7   | A-62445-69 | 1        |     |     |    | PLAQUE CAOUT.PASSE-CABLE    | PLATE       |
| 8   | Z-62445-68 | 1        |     |     |    | PLAQUE PASSE-CABLES         | PLATE       |
| 9   | R-62445-15 | 1        |     |     |    | PLAQUE OBTURATION V140      | PLATE       |
| 10  | F-51445-07 | 1        |     |     |    | TAPIS DE SOL CAB140         | MAT         |
| 11  | Q-02031-96 | 8        |     | 3   | LA | JOINT MOUSSE ADH 20X5       | SEAL        |
| 12  | Q-66410-11 | 2        |     |     |    | FIL DE MASSE EQUI. 0.28M    | WIRE        |
| 13  | M-62445-57 | 1        |     |     |    | PORTEMANTEAU CABINE V140    | COAT HOOK   |
| 14  | Z-95515-31 | 2        |     |     |    | ADHESIF TRANSFERT POTAIN    | ADHESIVE    |
| 15  | Q-09520-99 | 1        |     |     |    | POIGNEE                     | HANDLE      |
| 16  | V-79438-97 | 2        |     |     |    | BUTEE DE PORTE              | STOP        |
| 17  | V-00324-49 | 2        |     |     |    | VIS F90 M6X16 CL5-6         | SCREW       |
| 18  | Q-62445-83 | 1        |     |     | DA | CABINE V140S NUE            | CAB         |
| 19  | N-09520-97 | 4        |     |     |    | LOQUET 1/4 TOUR ANTIVIBR    | CATCH       |
| 20  | P-09520-98 | 1        |     |     |    | CLE TRIANGLE 7              | SPANNER     |

.../..



*Original parts or parts validated by POTAIN = SAFETY*

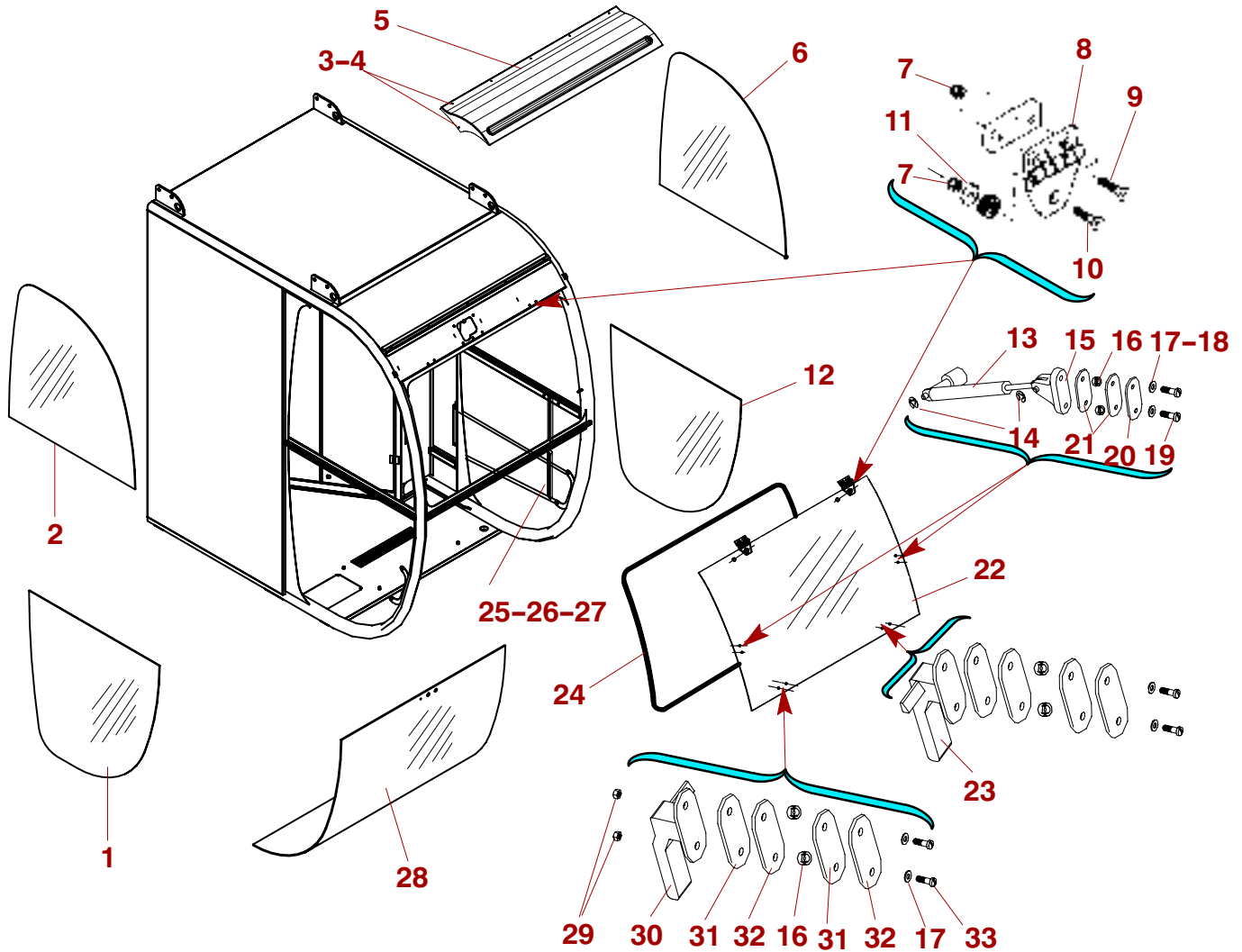
| REP | REFERENCE  | QTE | QML | PRE | SY | DESIGNATION              | DESCRIPTION   |
|-----|------------|-----|-----|-----|----|--------------------------|---------------|
| 21  | T-51445-19 | 1   |     |     |    | LANTERNEAU               | PLASTIC COVER |
| 22  | P-62445-36 | 1   |     |     |    | PLATINE SUPPORT HUBLOT   | PLATE         |
| 23  | G-62417-46 | 2   |     |     |    | HUBLOT PLASTIQUE 75W E27 | PLASTIC COVER |
| 24  | H-61405-24 | 2   |     | 1   |    | LAMPE 60W E27 220V       | BULB          |
| 25  | Q-00325-36 | 10  | 200 |     |    | VIS LAITON TR M4X25      | SCREW         |
| 26  | P-07515-84 | 1   |     |     |    | PLAQUE NIVEAU SONORE 80  | PLATE         |
| 27  | U-64416-28 | 2   |     | 2   |    | INTERRUPTEUR 10A 250V    | SWITCH        |
| 28  | W-64416-30 | 2   |     |     |    | BOITIER ISOLATION INTER  | BOX           |
| 29  | V-64416-29 | 2   |     |     |    | SUPPORT INTERRUPTEUR     | SUPPORT       |
| 30  | E-51445-06 | 1   |     |     |    | PORTE-DOCUMENT           | DOCUMENT-CASE |
| 31  | W-95515-29 | 1   |     |     |    | ADHESIF TRANSFERT        | ADHESIVE      |
| 32  | F-85438-15 | 1   |     |     |    | STORE AVANT CABINE 135   | ROLLER-BLIND  |
| 33  | L-62445-33 | 1   |     |     |    | RAMBARDE HAUTE V140      | GRAB RAIL     |
| 34  | M-62445-34 | 1   |     |     |    | RAMBARDE BASSE V140      | GRAB RAIL     |
| 35  | X-00338-08 | 8   | 100 |     |    | VIS H M6X30/30 CL8.8     | SCREW         |
| 36  | D-90670-40 | 1   |     |     |    | OPTION RAIL GUIDE V140   | OPTION        |
| 37  | H-00326-21 | 2   | 100 |     |    | VIS H M6X16/16 CL8.8     | SCREW         |
| 38  | X-79225-55 | 1   |     |     |    | PLAQUE 1.5X28X88... ..   | PLATE         |
| 39  | X-64416-31 | 3   |     |     |    | SUPPORT PRISE            | SUPPORT       |
| 40  | V-86410-27 | 3   |     |     |    | PLAQUE OBTURATEUR        | PLATE         |
| 41  | A-28330-71 | 8   |     |     |    | VIS AGGLO TETE FRAISEE   | SCREW         |



*Original parts or parts validated by POTAIN = SAFETY*

| REP | REFERENCE         | QTE      | QML | PRE | SY | DESIGNATION                    | DESCRIPTION |
|-----|-------------------|----------|-----|-----|----|--------------------------------|-------------|
|     | <b>B-46113-86</b> | <b>1</b> |     |     |    | <b>PORTE DE CABINE EQUIPEE</b> | <b>DOOR</b> |
| 1   | M-09520-96        | 1        |     |     |    | SERRURE A ENCASTRER            | LOCK        |
| 2   | U-64520-01        | 1        |     |     |    | CLE DE SERRURE JEU DE 2        | SPANNER     |
| 3   | D-15031-22        | 5        |     | 2   | LA | JOINT CABINE                   | SEAL        |
| 4   | L-22470-87        | 1        |     |     |    | GLACE 638X518 T. VERT          | GLASS       |
| 5   | K-67460-01        | 1        |     |     |    | JOINT-DE-GLACE L2060 SOU       | SEAL        |
| 6   | K-00355-21        | 1        | 100 |     |    | GOUPILLE-V                     | SPLIT PIN   |
| 7   | G-95438-79        | 1        |     |     |    | ARRET DE PORTE CABINE          | LOCK        |
| 8   | V-00350-02        | 1        | 200 |     |    | RONDELLE M 8 N                 | WASHER      |

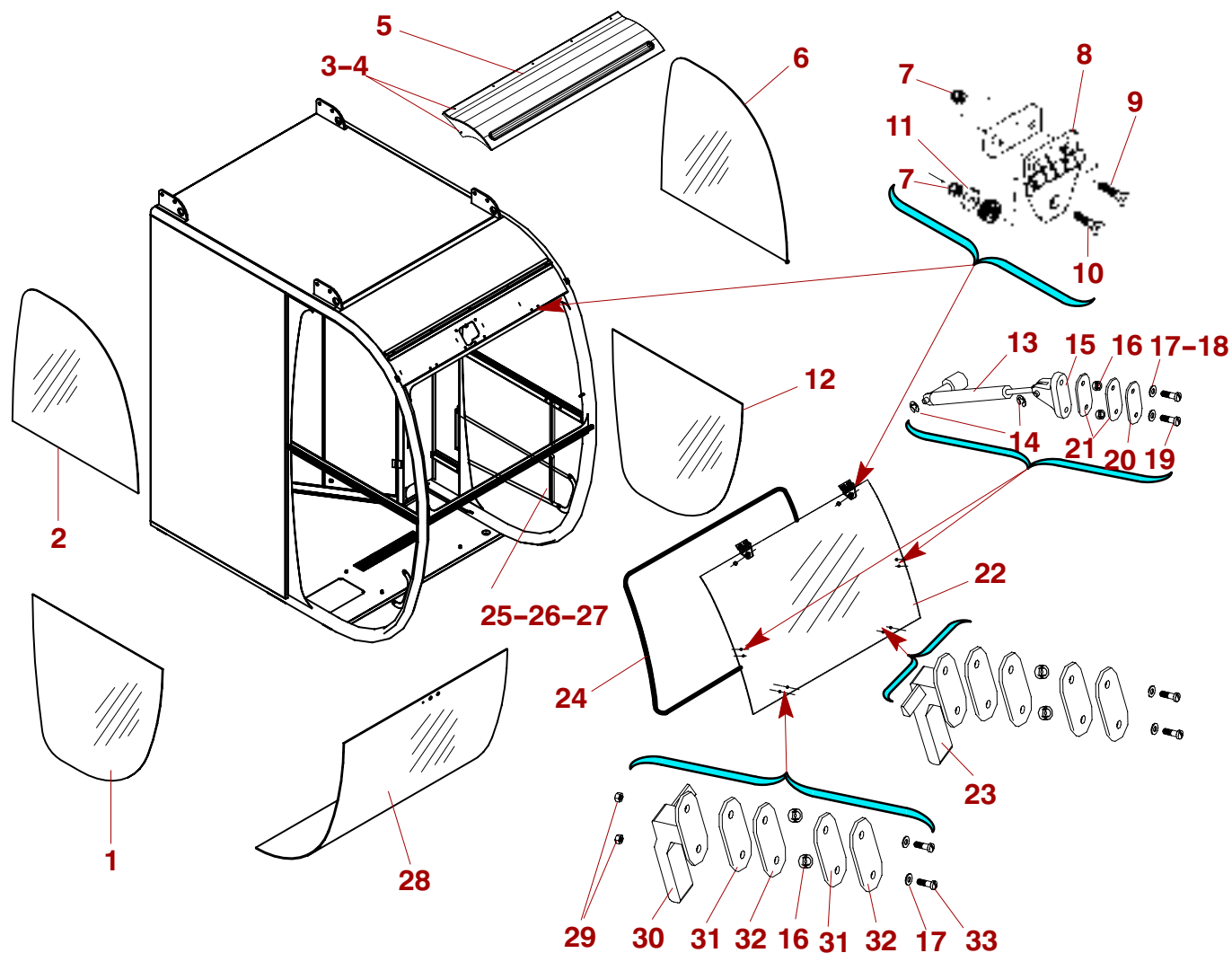




*Original parts or parts validated by POTAIN = SAFETY*

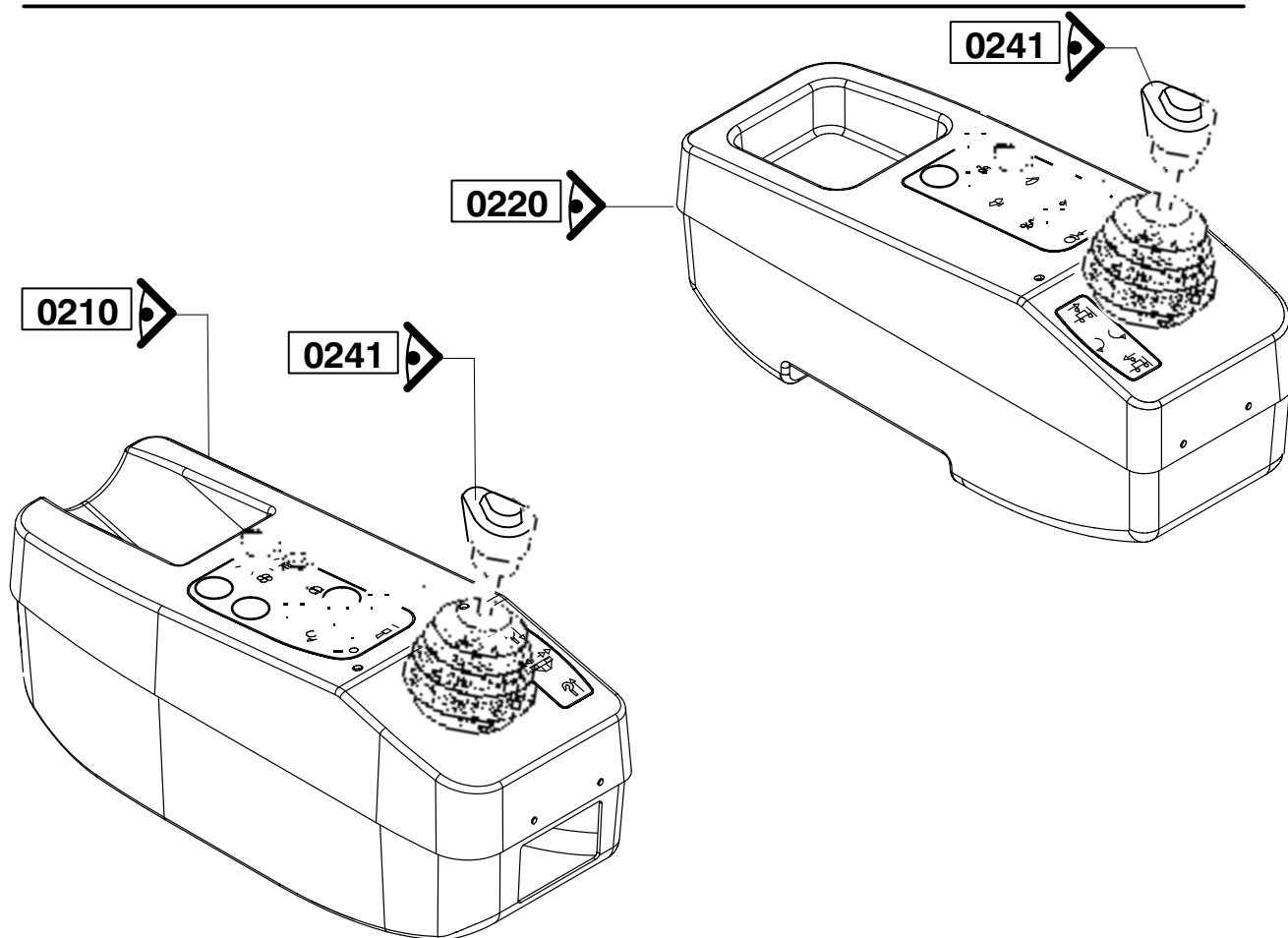
| REP | REFERENCE  | QTE      | QML | PRE | SY | DESIGNATION                   | DESCRIPTION     |
|-----|------------|----------|-----|-----|----|-------------------------------|-----------------|
|     |            | <b>1</b> |     |     |    | <b>ENSEMBLE GLACES CABINE</b> | <b>ASSEMBLY</b> |
| 1   | B-52470-14 | 1        |     |     |    | GLACE PLANE LATER. INF.D      | GLASS           |
| 2   | D-52470-16 | 1        |     |     |    | GLACE PLANE LATER. SUP.D      | GLASS           |
| 3   | Z-00338-09 | 7        | 100 |     |    | VIS H M6X20/20 CL8.8          | SCREW           |
| 4   | U-00350-01 | 12       | 500 |     |    | RONDELLE M 6 N                | WASHER          |
| 5   | C-51445-04 | 1        |     |     |    | VISIERE CABINE V140           | VISOR           |
| 6   | C-52470-15 | 1        |     |     |    | GLACE PLANE LATER. SUP.G      | GLASS           |
| 7   | A-01345-96 | 6        |     |     |    | ECROU-SECUR M8X125 CL8        | SAFETY NUT      |
| 8   | P-01366-56 | 2        |     |     |    | CHARNIERE GLACE PLAST NO      | HINGE           |
| 9   | A-26330-40 | 4        | 100 |     |    | VIS FHC90 M8X40 CL8 ZNBI      | SCREW           |
| 10  | Z-26330-39 | 2        | 100 |     |    | VIS FHC/90 M8X35 CL8          | SCREW           |
| 11  | A-14810-62 | 2        |     |     |    | RONDELLE 8,4X23X4 RENFOR      | WASHER          |
| 12  | A-52470-13 | 1        |     |     |    | GLACE PLANE LATER. INF.G      | GLASS           |
| 13  | B-53438-90 | 2        |     |     |    | COULISSEAU PNEUMAT. 100N      | SLIPPER         |
| 14  | U-01363-16 | 2        |     |     |    | ANNEAU TRUARC 6 E             | RING            |
| 15  | H-21461-60 | 2        |     |     |    | CHAPE 2 INSERTS M6 EQUIP      | FORK            |
| 16  | V-64414-91 | 8        |     |     |    | ENTRETOISE D6,2 L5 NYLON      | SPACER          |
| 17  | X-18414-93 | 8        |     |     |    | RONDELLE CAOUTCH 6X13X2       | WASHER          |
| 18  | U-00350-01 | 12       | 500 |     |    | RONDELLE M 6 N                | WASHER          |
| 19  | G-01325-09 | 8        | 200 |     |    | VIS POELIER M6X20 CL8.8       | SCREW           |
| 20  | E-77225-99 | 2        |     |     |    | PLAQUE 1X20X60                | PLATE           |
| 21  | A-98460-47 | 4        |     | 3   |    | JOINT CAOUTCHOUC CHAPE        | SEAL            |
| 22  | V-52470-09 | 1        |     |     |    | GLACE BOMBEE SUP L1307,5      | GLASS           |
| 23  | L-09520-72 | 1        |     |     |    | POIGNEE A LEVIER GAUCHE       | HANDLE          |

../..



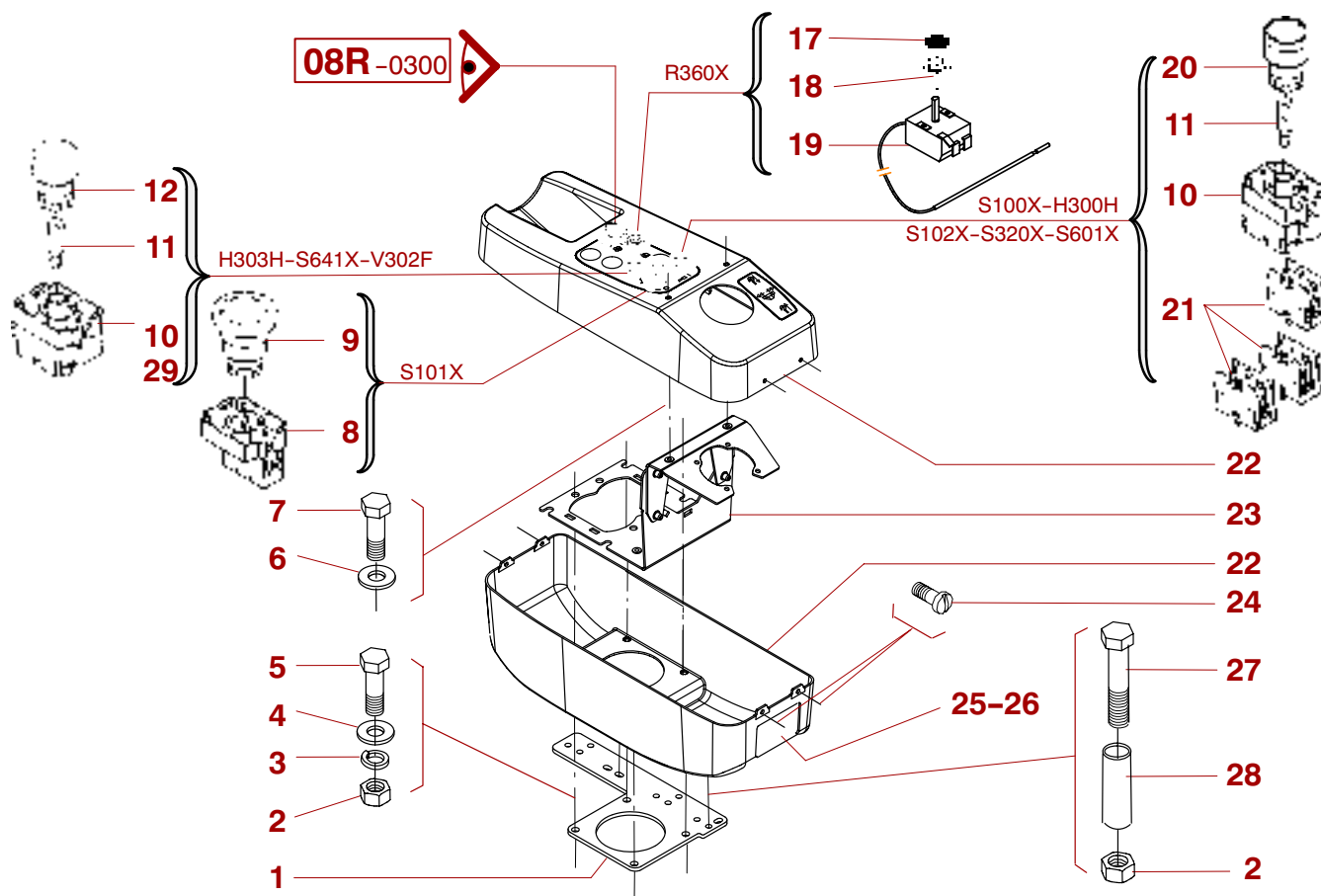
*Original parts or parts validated by POTAIN = SAFETY*

| REP | REFERENCE  | QTE | QML | PRE | SY | DESIGNATION              | DESCRIPTION |
|-----|------------|-----|-----|-----|----|--------------------------|-------------|
| 24  | N-61031-54 | 5   |     | 3   | LA | JOINT TUBULAIRE ADHESIF  | SEAL        |
| 25  | D-90670-40 | 1   |     |     |    | OPTION RAIL GUIDE V140   | OPTION      |
| 26  | X-79225-55 | 1   |     |     |    | PLAQUE 1.5X28X88... ..   | PLATE       |
| 27  | H-00326-21 | 2   | 100 |     |    | VIS H M6X16/16 CL8.8     | SCREW       |
| 28  | W-52470-10 | 1   |     |     |    | GLACE BOMBEE INF L1307,5 | GLASS       |
| 29  | C-00341-11 | 4   | 200 |     |    | ECROU H M6 CL 8.8        | NUT         |
| 30  | M-09520-73 | 1   |     |     |    | POIGNEE A LEVIER DROIT   | HANDLE      |
| 31  | C-62445-48 | 4   |     |     |    | PLAQUE EPAISSEUR POIGNEE | PLATE       |
| 32  | B-98460-48 | 4   |     | 3   |    | JOINT CAOUTCHOUC POIGNEE | SEAL        |
| 33  | D-01325-98 | 4   |     |     |    | VIS TRL M6X25            | SCREW       |



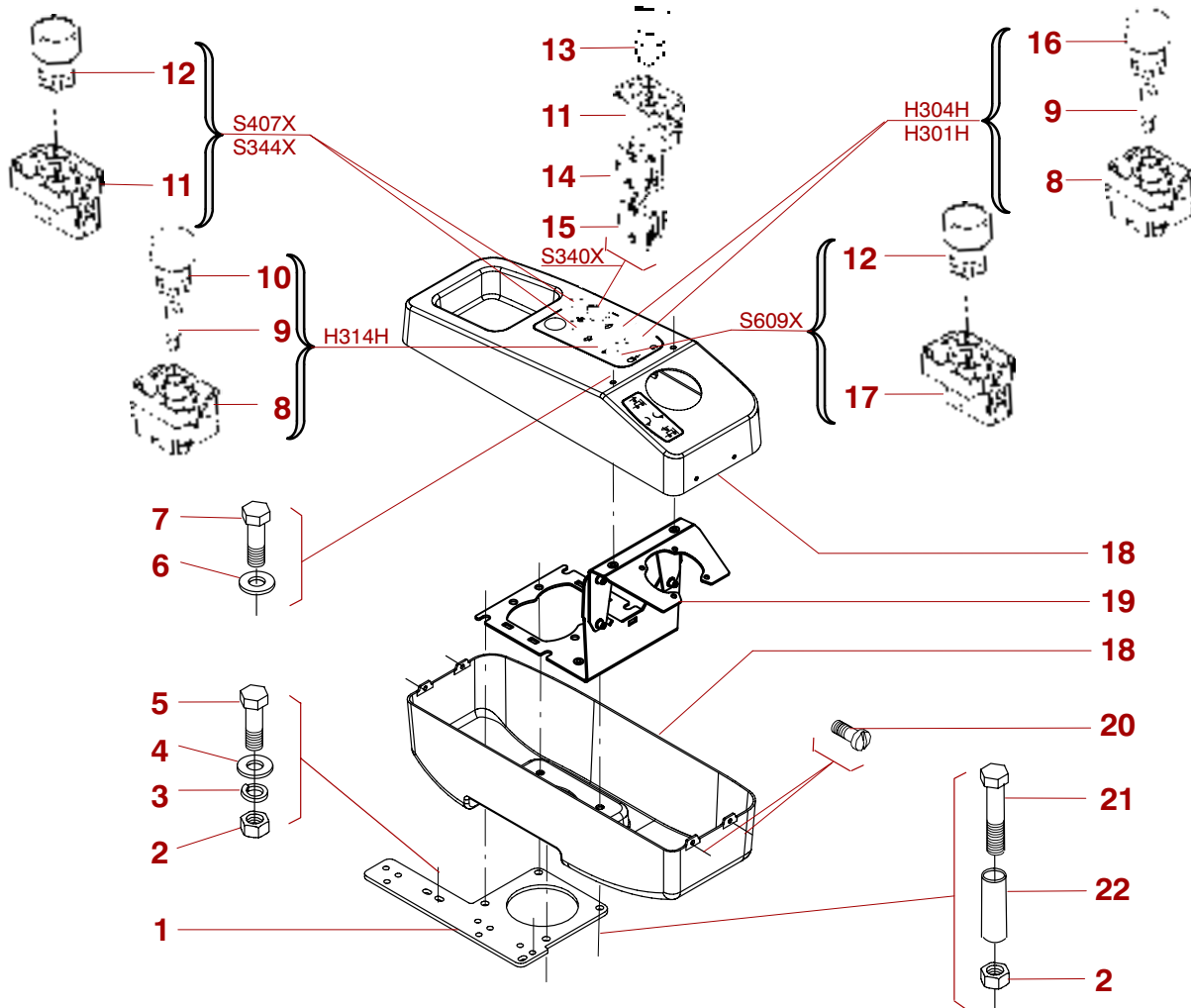
*Original parts or parts validated by POTAIN = SAFETY*

| REP | REFERENCE  | QTE | QML | PRE | SY | DESIGNATION       | BEZEICHNUNG | DESCRIPTION          |
|-----|------------|-----|-----|-----|----|-------------------|-------------|----------------------|
|     | E-01668-23 | 1   |     |     |    | POSTE-DE-COMMANDE |             | DRIVERS CONTROL UNIT |
| 1   | W-05475-58 | 1   |     | AA  |    | PLAQUE            | PLATTE      | PLATE                |



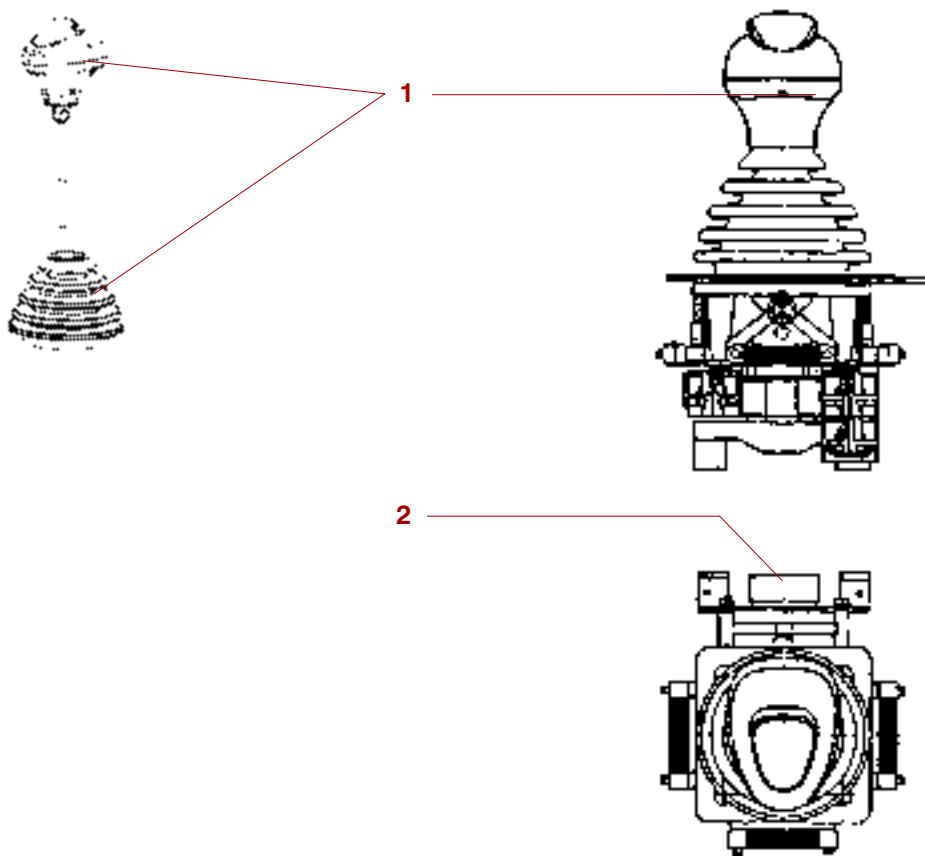
*Original parts or parts validated by POTAIN = SAFETY*

| REP | REFERENCE  | QTE      | QML | PRE | SY | DESIGNATION                    | DESCRIPTION      |
|-----|------------|----------|-----|-----|----|--------------------------------|------------------|
|     |            | <b>1</b> |     |     |    | <b>EQUIPT POSTE LEV-TRANSL</b> | <b>EQUIPMENT</b> |
| 1   | G-90670-20 | 1        |     |     |    | SUPPORT BLOCS CDE V140         | SUPPORT          |
| 2   | E-00341-13 | 8        |     |     |    | ECROU H M8 CL 56               | NUT              |
| 3   | C-00347-09 | 4        |     |     |    | RONDELLE W8                    | WASHER           |
| 4   | V-00350-02 | 4        |     |     |    | RONDELLE M 8 N                 | WASHER           |
| 5   | G-00326-43 | 4        |     |     |    | VIS H M8X25/25 CL5.6           | SCREW            |
| 6   | U-00350-01 | 2        |     |     |    | RONDELLE M 6 N                 | WASHER           |
| 7   | Z-00283-35 | 2        |     |     |    | VIS H M6X16 CL5.6              | SCREW            |
| 8   | J-56413-56 | 1        |     |     |    | CORPS DE BOUTON 1"O"           | BODY             |
| 9   | V-56413-44 | 1        |     |     |    | TETE BOUTON CP ROUGE           | HEAD             |
| 10  | L-56413-58 | 2        |     |     |    | CORPS POUSS LUMIN DIRECT       | BODY             |
| 11  | R-02405-26 | 2        | 5   | 1   |    | LAMPE 48V 2,6W                 | BULB             |
| 12  | E-56413-52 | 1        |     |     |    | TETE POUSSOIR LUMIN JAUN       | HEAD             |
| 17  | L-28416-83 | 1        |     |     |    | CAPUCHON POUR BOUTON           | CAP              |
| 18  | K-28416-82 | 1        |     |     |    | BOUTON 21MM POUR AXE 6MM       | PUSH BUTTON      |
| 19  | X-57413-96 | 1        |     |     |    | THERMOSTAT UNIPOLAIRE          | THERMOSTAT       |
| 20  | D-56413-51 | 1        |     |     |    | TETE POUSSOIR LUMIN VERT       | HEAD             |
| 21  | B-63411-01 | 3        |     |     |    | CONTACT AUXILIAIRE "F"         | CONTACT          |
| 22  | Q-64416-47 | 1        |     |     |    | BLOC-DE-COMMANDE DROIT         | CONTROL BLOCK    |
| 23  | M-64254-52 | 1        |     |     |    | SUPPORT COMBINAITEUR V140      | SUPPORT          |
| 24  | R-28330-40 | 4        |     |     |    | VIS TOLE TCB 4,2X13            | SCREW            |
| 25  | K-90670-23 | 1        |     |     |    | PLAQUE CENDRIER V140           | PLATE            |
| 26  | E-66432-32 | 1        |     |     |    | CENDRIER                       | ASH-TRAY         |
| 27  | P-03338-35 | 4        |     |     |    | VIS HM 8X60 CL8.8              | SCREW            |
| 28  | B-62285-16 | 4        |     |     |    | ENTRETOISE 17,2 EP2 L30        | SPACER           |
| 29  | F-29406-01 | 1        |     | 1   |    | LIMITEUR SURTENSION 60V        | LIMITER          |



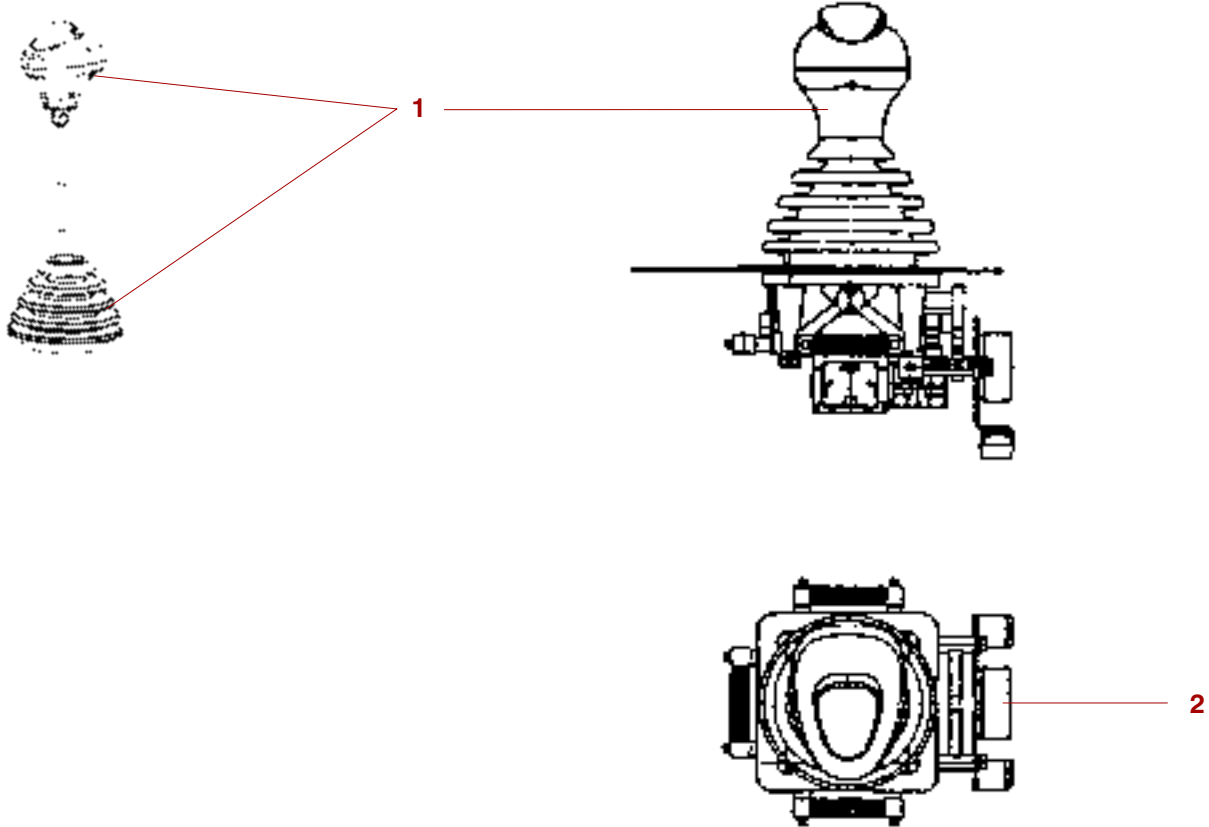
*Original parts or parts validated by POTAIN = SAFETY*

| REP | REFERENCE  | QTE      | QML | PRE | SY | DESIGNATION                  | DESCRIPTION      |
|-----|------------|----------|-----|-----|----|------------------------------|------------------|
|     |            | <b>1</b> |     |     |    | <b>EQUIP POSTE CDE OR CH</b> | <b>EQUIPMENT</b> |
| 1   | G-90670-20 | 1        |     |     |    | SUPPORT BLOCS CDE V140       | SUPPORT          |
| 2   | E-00341-13 | 8        | 200 |     |    | ECROU H M8 CL 8              | NUT              |
| 3   | C-00347-09 | 4        | 200 |     |    | RONDELLE W8                  | WASHER           |
| 4   | V-00350-02 | 4        | 200 |     |    | RONDELLE M 8 N               | WASHER           |
| 5   | F-00338-15 | 4        | 100 |     |    | VIS H M8X25/25 CL8.8         | SCREW            |
| 6   | U-00350-01 | 2        | 500 |     |    | RONDELLE M 6 N               | WASHER           |
| 7   | H-00326-21 | 2        | 100 |     |    | VIS H M6X16/16 CL8.8         | SCREW            |
| 8   | K-56413-57 | 3        |     | 2   |    | CORPS VOYANT LUMI DIRECT     | BODY             |
| 9   | R-02405-26 | 3        | 5   | 1   |    | LAMPE 48V 2,6W               | BULB             |
| 10  | M-56413-59 | 1        |     | 2   |    | TETE VOYANT LUMIN ROUGE      | HEAD             |
| 11  | H-56413-55 | 3        |     | 2   |    | CORPS DE BOUTON 1" F"        | BODY             |
| 12  | P-56413-38 | 3        |     | 2   |    | TETE BOUTON POUSS NOIR       | HEAD             |
| 13  | X-56413-46 | 1        |     | 2   |    | TETE BOUTON TOURN 2 POS      | HEAD             |
| 14  | C-63411-02 | 1        |     | 1   |    | CONTACT AUXILIAIRE "O"       | CONTACT          |
| 15  | B-63411-01 | 1        |     | 1   |    | CONTACT AUXILIAIRE "F"       | CONTACT          |
| 16  | G-56413-54 | 2        |     | 2   |    | TETE VOYANT LUMIN JAUNE      | HEAD             |
| 17  | J-56413-56 | 1        |     | 2   |    | CORPS DE BOUTON 1" O"        | BODY             |
| 18  | K-64416-42 | 1        |     |     |    | BLOC-DE-COMMANDE GAUCHE      | CONTROL BLOCK    |
| 19  | M-64254-52 | 1        |     |     |    | SUPPORT COMBINA TEUR V140    | SUPPORT          |
| 20  | R-28330-40 | 4        |     |     |    | VIS TOLE TCB 4,2X13          | SCREW            |
| 21  | P-03338-35 | 4        |     |     |    | VIS HM 8X60 CL8.8            | SCREW            |
| 22  | B-62285-16 | 4        |     |     |    | ENTRETOISE 17,2 EP2 L30      | SPACER           |



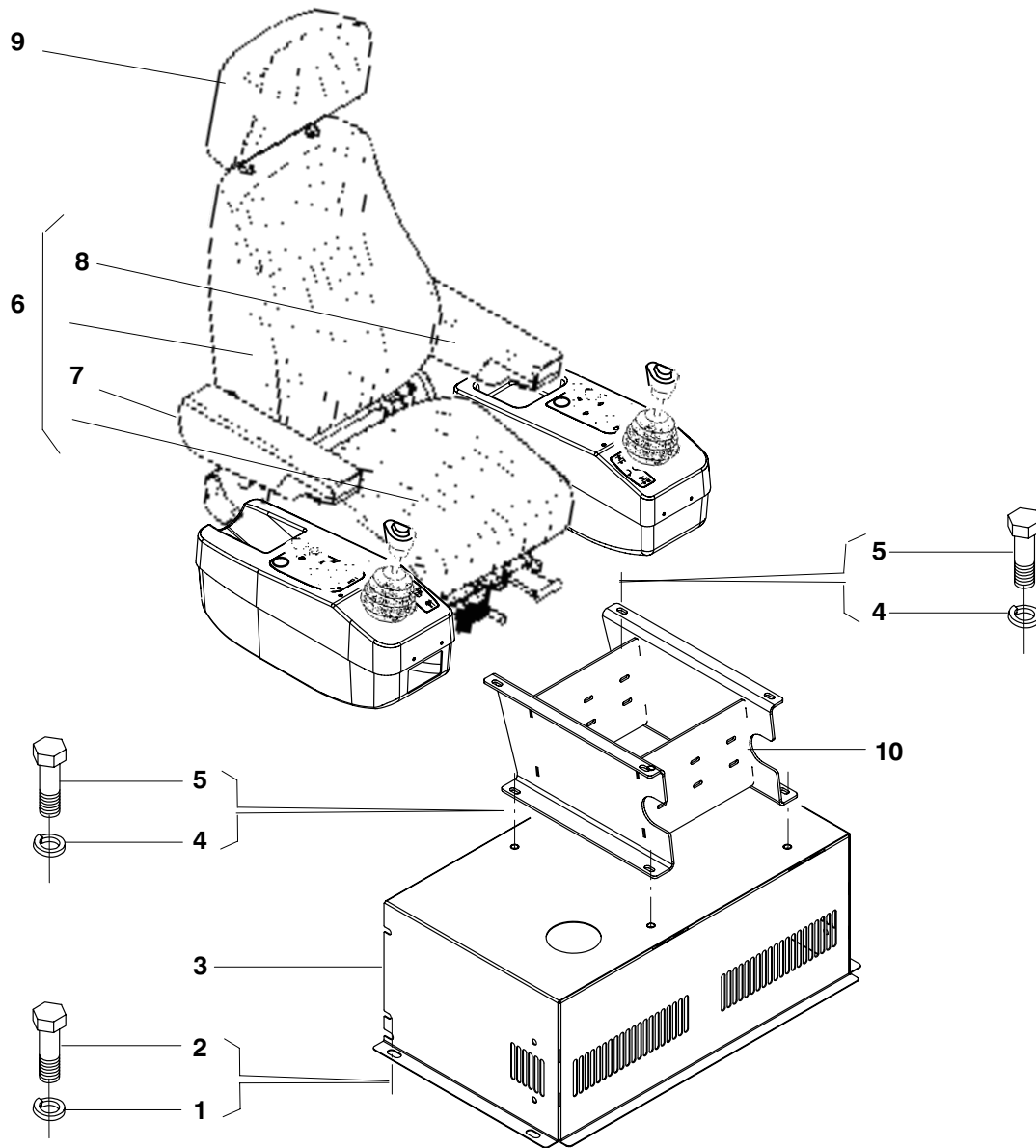
*Original parts or parts validated by POTAIN = SAFETY*

| REP | REFERENCE         | QTE      | QML | PRE      | SY | DESIGNATION               | DESCRIPTION              |
|-----|-------------------|----------|-----|----------|----|---------------------------|--------------------------|
|     | <b>L-56413-35</b> | <b>1</b> |     | <b>1</b> |    | <b>COMBINA TEUR ERGON</b> | <b>MASTER CONTROLLER</b> |
| 1   | F-57413-57        | 1        |     | 3        |    | KIT POIGNEE ET SOUFFLET   | KIT                      |
| 2   | Q-07122-32        | 1        |     | 1        |    | POTENTIOMETRE 4,7K PN     | POTENTIOMETER            |



*Original parts or parts validated by POTAIN = SAFETY*


| REP | REFERENCE         | QTE      | QML | PRE      | SY | DESIGNATION               | DESCRIPTION              |
|-----|-------------------|----------|-----|----------|----|---------------------------|--------------------------|
|     | <b>G-56413-31</b> | <b>1</b> |     | <b>1</b> |    | <b>COMBINA TEUR ERGON</b> | <b>MASTER CONTROLLER</b> |
| 1   | F-57413-57        | 1        |     | 2        |    | KIT POIGNEE ET SOUFFLET   | KIT                      |
| 2   | Q-07122-32        | 1        |     | 1        |    | POTENTIOMETRE 4,7K PN     | POTENTIOMETER            |



*Original parts or parts validated by POTAIN = SAFETY*

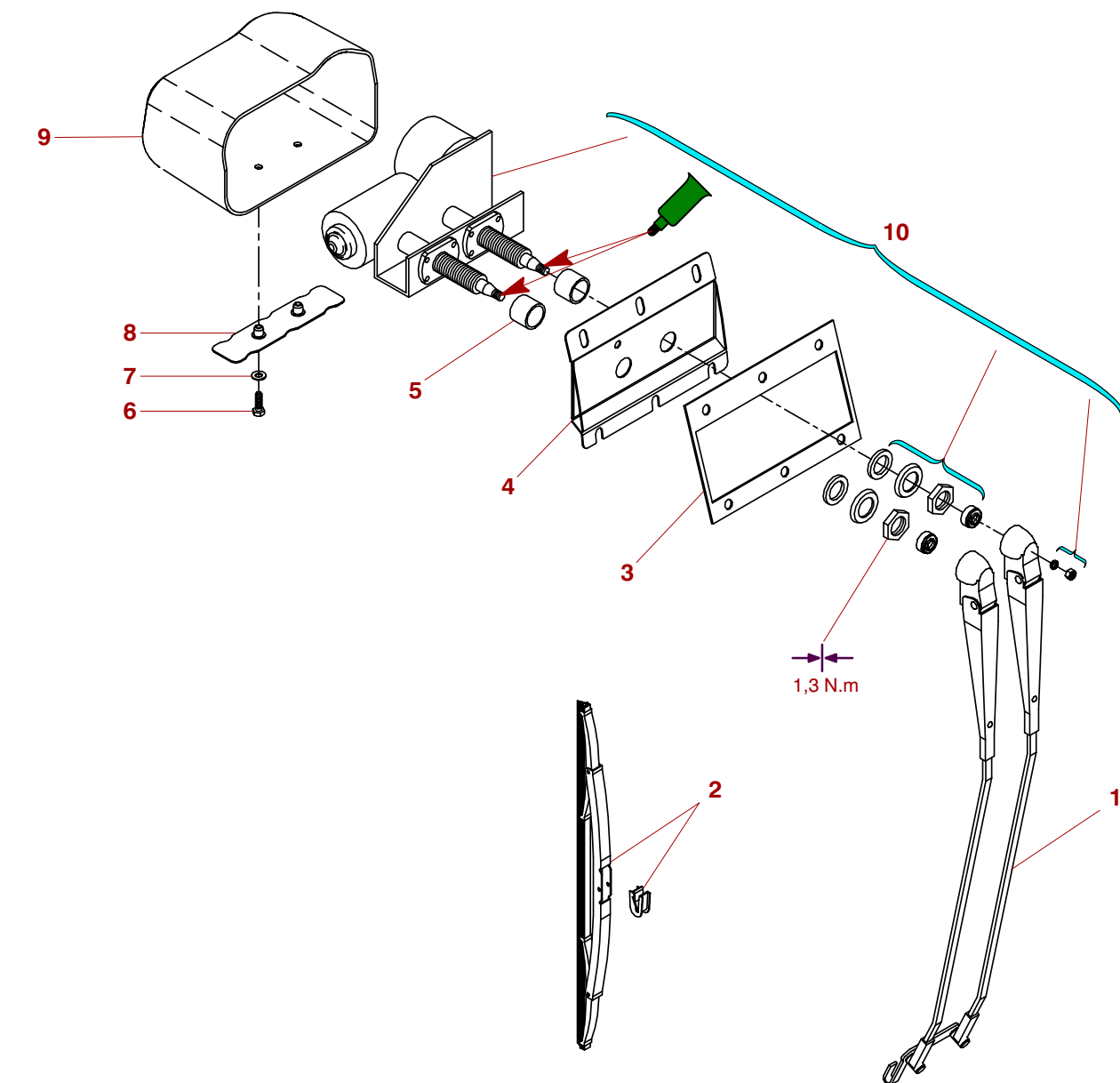
| REP | REFERENCE  | QTE      | QML | PRE | SY | DESIGNATION                | DESCRIPTION       |
|-----|------------|----------|-----|-----|----|----------------------------|-------------------|
|     |            | <b>1</b> |     |     |    | <b>SIEGE-CABINE EQUIPE</b> | <b>CABIN SEAT</b> |
| 1   | E-00347-11 | 4        |     |     |    | RONDELLE W10               | WASHER            |
| 2   | C-00326-62 | 4        |     |     |    | VIS H M10X30/30 CL5-6      | SCREW             |
| 3   | X-62445-44 | 1        |     |     |    | SUPPORT SIEGE V140         | SUPPORT           |
| 4   | C-00347-09 | 8        |     |     |    | RONDELLE W8                | WASHER            |
| 5   | H-00326-44 | 8        |     |     |    | VIS H M8X16 CL5-6          | SCREW             |
| 6   | E-52470-17 | 1        |     |     |    | SIEGE CABINE V140          | SEAT              |
| 7   | M-52470-24 | 1        |     |     |    | ACCOUDOIR DROIT            | ARM REST          |
| 8   | N-52470-25 | 1        |     |     |    | ACCOUDOIR GAUCHE           | ARM REST          |
| 9   | K-52470-22 | 1        |     |     | TA | APPUI TETE CABINE VISION   | SUPPORT           |
| 10  | B-62445-47 | 1        |     |     |    | REHAUSSE SIEGE/CHAUFFAGE   | FRAME             |





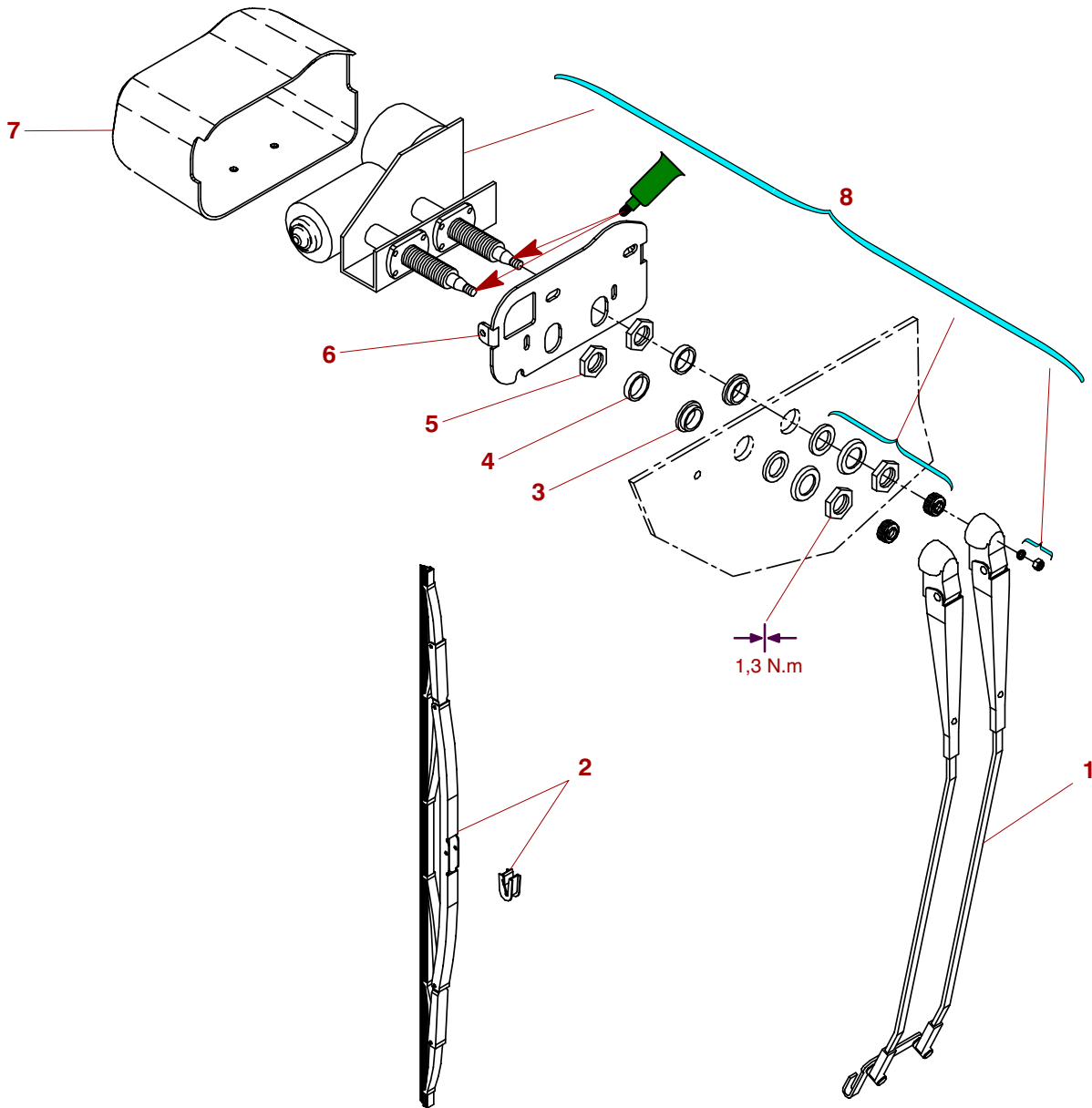
*Original parts or parts validated by POTAIN = SAFETY*

| REP | REFERENCE  | QTE | QML | PRE | SY | DESIGNATION                   | DESCRIPTION    |
|-----|------------|-----|-----|-----|----|-------------------------------|----------------|
|     |            | 1   |     |     |    | <b>CHAUFFAGE EQUIPE 4000W</b> | <b>HEATING</b> |
| 1   | Z-01357-22 | 3   |     |     |    | GOUPILLE-ELAST E 4X16         | MECANINDUS PIN |
| 2   | B-15418-98 | 1   |     |     |    | POIGNEE A LEVIER              | HANDLE         |
| 3   | W-00350-03 | 1   | 100 |     |    | RONDELLE M10 N                | WASHER         |
| 4   | D-15031-22 | 1   |     | 2   | LA | JOINT CABINE                  | SEAL           |
| 5   | A-62445-46 | 1   |     |     |    | TOLE DE FERMETURE CCV140      | PLATE          |
| 6   | Z-62445-45 | 1   |     |     |    | VOLET CHAUFFAGE V140          | FLAP           |
| 7   | S-09520-78 | 1   |     |     |    | FERMETURE MAGNETIQUE          | LOCK           |
| 8   | Z-63418-81 | 1   |     |     |    | PLATINE CHAUFFAGE 4000W       | PLATE          |
| 9   | G-87517-36 | 2   |     | 1   |    | RESISTANCE 2000W 400V         | RESISTANCE     |
| 10  | H-87517-37 | 2   |     | 1   |    | VENTILATEUR EQU CONDENSA      | FAN            |
| 11  | S-82517-95 | 2   |     | 1   |    | CONDENSATEUR 3 FILS 400V      | CONDENSER      |
| 12  | X-57413-96 | 1   |     | 2   |    | THERMOSTAT UNIPOLAIRE         | THERMOSTAT     |
| 13  | K-87517-39 | 2   |     |     |    | LIMITEUR DE TEMPERATURE       | LIMITER        |
| 14  | M-87517-41 | 1   |     | 2   |    | COMMUTATEUR 5 POSITIONS       | SWITCH         |
| 15  | Q-94413-53 | 1   |     | 2   |    | TETE DE BOUTON COMMUTAT       | HEAD           |



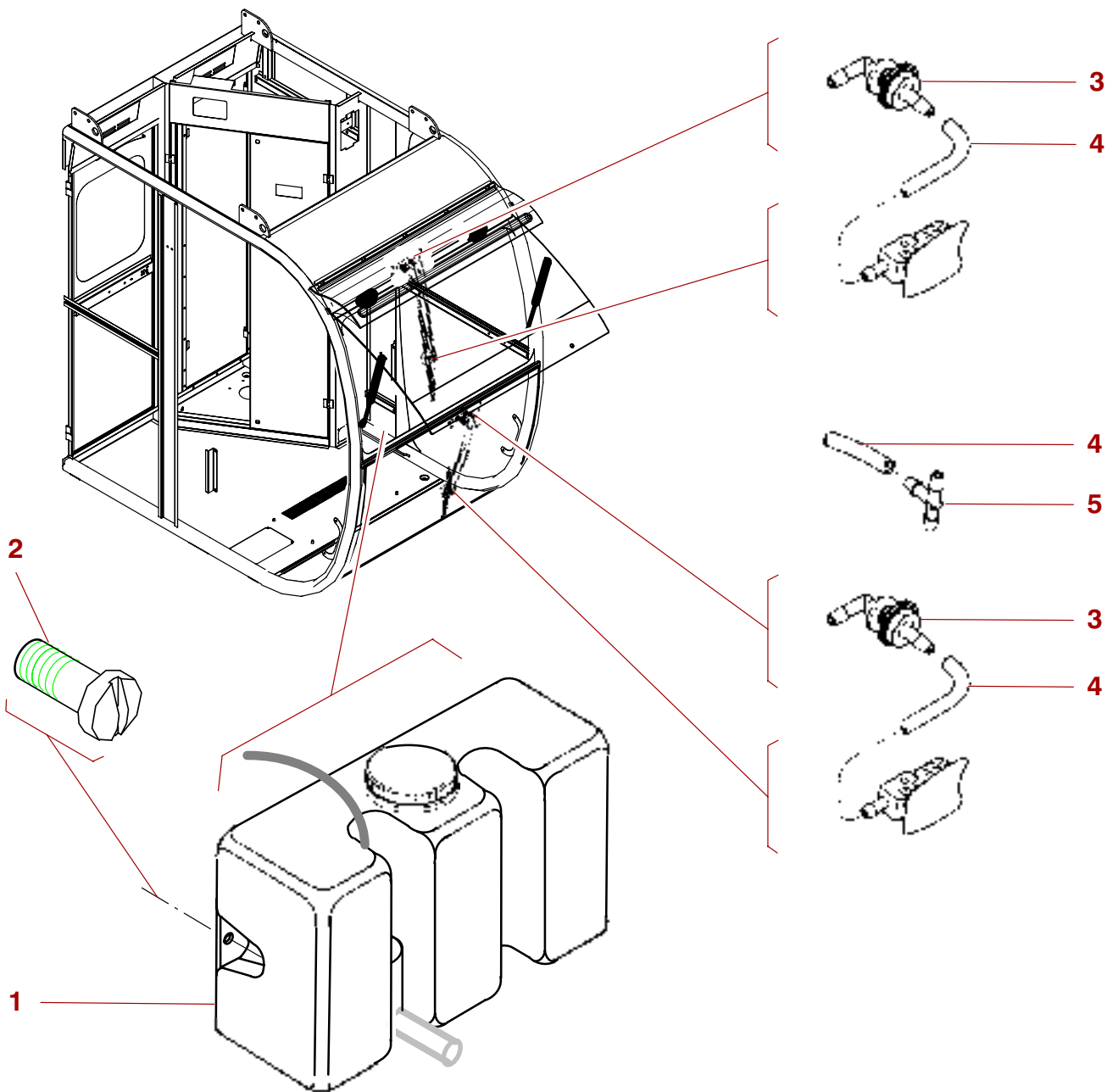
*Original parts or parts validated by POTAIN = SAFETY*

| REP | REFERENCE  | QTE | QML | PRE | SY | DESIGNATION                    | DESCRIPTION             |
|-----|------------|-----|-----|-----|----|--------------------------------|-------------------------|
|     |            | 1   |     |     |    | <b>ESSUIE-GLACE FRONT HAUT</b> | <b>WINDSCREEN WIPER</b> |
| 1   | D-70432-01 | 1   |     |     |    | PORTE-BALAI PANTO L650         | BRUSH-HOLDER            |
| 2   | C-66432-99 | 1   |     |     |    | BALAI E.G. L400                | BRUSH                   |
| 3   | Q-62445-37 | 1   |     |     |    | JOINT CAOUTCHOUC EG V140       | SEAL                    |
| 4   | Q-62445-14 | 1   |     |     |    | PLATINE SUPPORT E.G.V140       | PLATE                   |
| 5   | T-01285-87 | 2   |     |     |    | ENTRETOISE 26,9 E2,3 L21       | SPACER                  |
| 6   | V-00283-32 | 2   |     |     |    | VIS H M6X20 CL5.6              | SCREW                   |
| 7   | U-00350-01 | 2   |     |     |    | RONDELLE M 6 N                 | WASHER                  |
| 8   | N-62445-35 | 1   |     |     |    | PLATINE FIXAT. CAPOT EG        | PLATE                   |
| 9   | U-63418-77 | 1   |     |     |    | CAPOT EG FRONTAL HAUT          | COVER                   |
| 10  | F-82439-41 | 1   | 3   |     |    | MOTEUR E.G 90 DEG PANTO        | MOTOR                   |



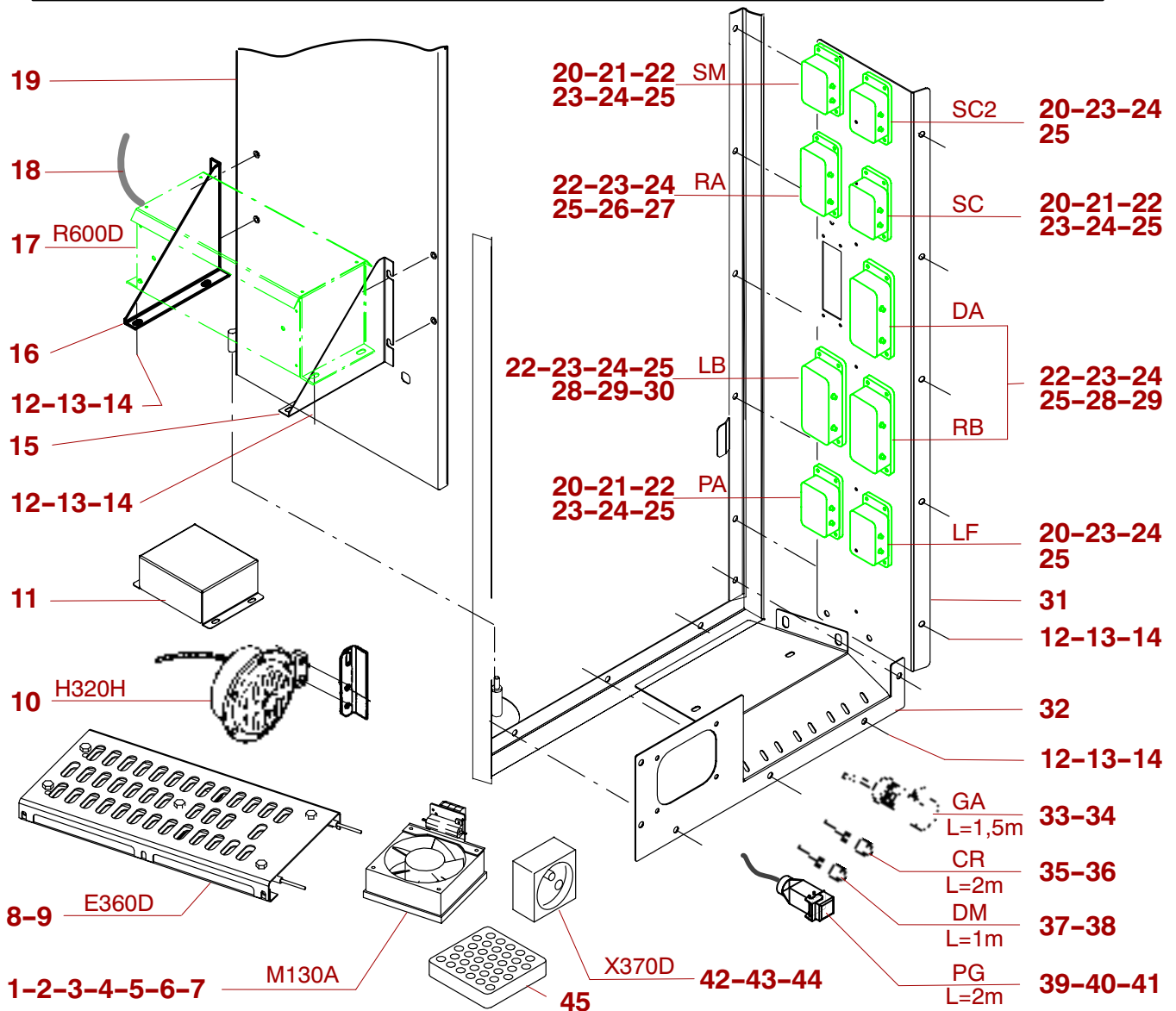
*Original parts or parts validated by POTAIN = SAFETY*

| REP | REFERENCE  | QTE | QML | PRE | SY | DESIGNATION                     | DESCRIPTION             |
|-----|------------|-----|-----|-----|----|---------------------------------|-------------------------|
|     |            | 1   |     |     |    | <b>ESSUIE-GLACE FRONTAL BAS</b> | <b>WINDSCREEN WIPER</b> |
| 1   | D-70432-01 | 1   |     |     |    | PORTE-BALAI PANTO L650          | BRUSH-HOLDER            |
| 2   | A-66432-97 | 1   |     |     |    | BALAI E.G L600                  | BRUSH                   |
| 3   | L-08671-79 | 2   |     |     |    | BAGUE EPAULEE                   | BUSHING                 |
| 4   | U-30285-66 | 2   |     |     |    | ENTRETOISE 26,9 EP2,3 L6        | SPACER                  |
| 5   | L-01341-92 | 2   |     |     |    | ECROU H M20X1                   | NUT                     |
| 6   | D-62445-49 | 1   |     |     |    | PLATINE E.G.INF. V140           | PLATE                   |
| 7   | H-63418-66 | 1   |     |     |    | CAPOT E.G. FRONTAL BAS          | COVER                   |
| 8   | F-82439-41 | 1   | 3   |     |    | MOTEUR E.G 90 DEG PANTO         | MOTOR                   |



*Original parts or parts validated by POTAIN = SAFETY*

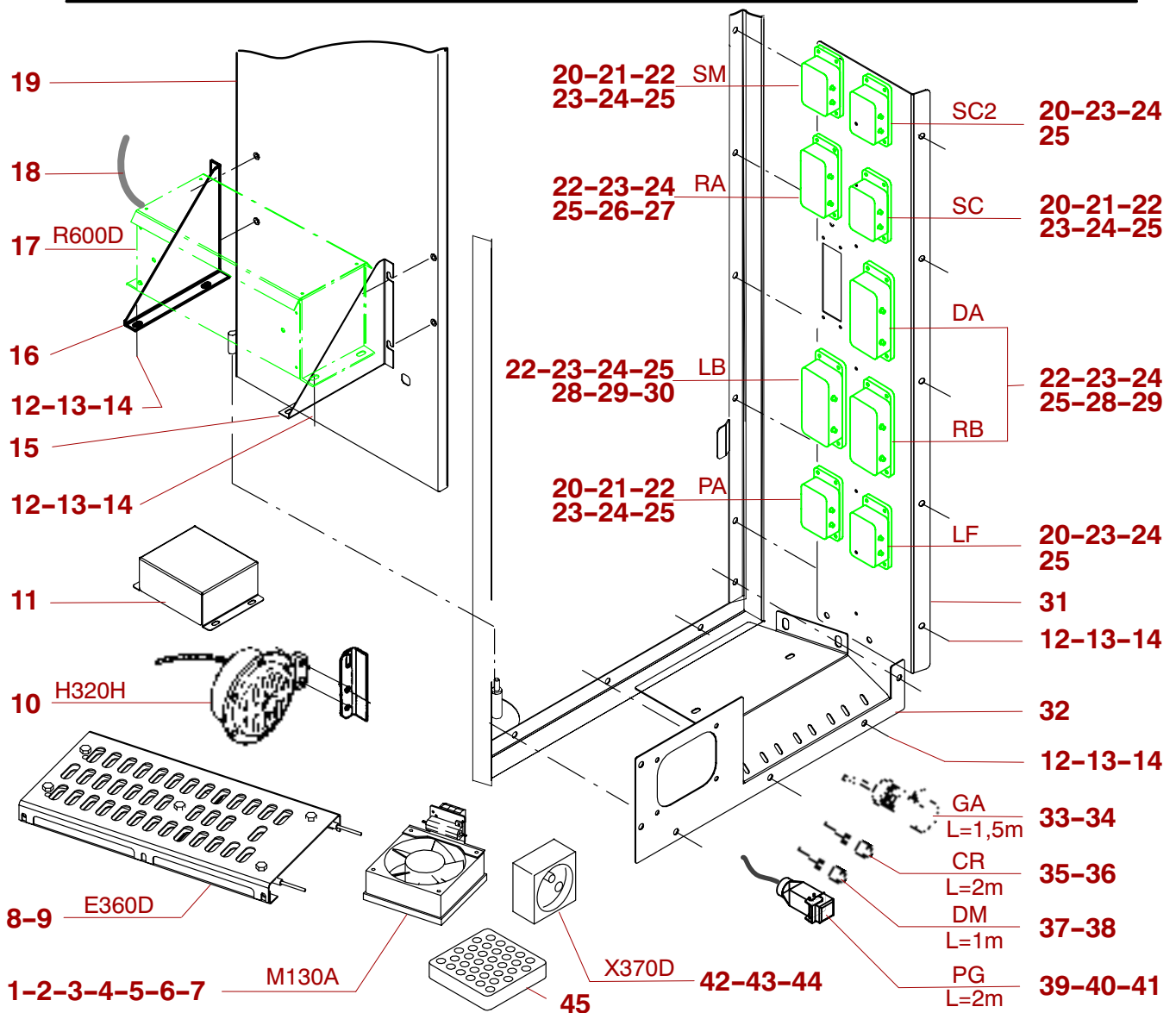
| REP | REFERENCE  | QTE | QML | PRE | SY | DESIGNATION           | DESCRIPTION              |
|-----|------------|-----|-----|-----|----|-----------------------|--------------------------|
|     |            | 1   |     |     |    | <b>LAVE-GLACE</b>     | <b>WINDSCREEN-WASHER</b> |
| 1   | E-70432-02 | 1   |     |     |    | LOT LAVE GLACE 2L 24V | SET                      |
| 2   | K-00325-54 | 2   | 50  |     |    | VIS CM M6X16 CL5-6    | SCREW                    |
| 3   | S-60432-20 | 2   |     |     |    | RACCORD ANGLE         | CONNECTION               |
| 4   | C-01036-86 | 9   |     |     | LA | TUYAU LAVE GLACE D4   | PIPE                     |
| 5   | T-60432-21 | 1   |     |     |    | RACCORD EN T          | CONNECTION               |



*Original parts or parts validated by POTAIN = SAFETY*

| REP | REFERENCE  | QTE      | QML | PRE | SY | DESIGNATION              | DESCRIPTION      |
|-----|------------|----------|-----|-----|----|--------------------------|------------------|
|     |            | <b>1</b> |     |     |    | <b>EQUIPT CONNECTION</b> | <b>EQUIPMENT</b> |
| 1   | F-07421-23 | 1        |     | 1   |    | VENTILATEUR ELECTR       | FAN              |
| 2   | E-03406-57 | 1        |     | 1   |    | LIMITEUR SURTENSION 250V | LIMITER          |
| 3   | K-90410-10 | 1        |     |     |    | TOLE SUPP.RESISTANCE     | PLATE            |
| 4   | P-91410-64 | 1        |     |     |    | GRILLE DE PROTECTION     | GRILL            |
| 5   | T-11408-86 | 3        | 20  |     |    | BORNE RACCORD DOUBLE     | TERMINAL         |
| 6   | T-30424-11 | 1        |     | 1   |    | RESISTANCE 50W 2,2K      | RESISTANCE       |
| 7   | V-63418-09 | 1        |     |     |    | PLAQUE EXTREMITE         | PLATE            |
| 8   | P-90410-14 | 1        |     | 1   |    | RESISTANCE EQUIPEE 500W  | RESISTANCE       |
| 9   | N-90410-13 | 1        |     |     |    | GRILLE DE PROTECTION     | GRILL            |
| 10  | Z-01417-02 | 1        |     | 2   |    | AVERTISSEUR 48V A EMBASE | HORN             |
| 11  | B-90670-15 | 1        |     |     |    | CAPOT PROTECTION KLAXON  | COVER            |
| 12  | Z-00283-35 | 17       |     |     |    | VIS H M6X16 CL5.6        | SCREW            |
| 13  | U-00350-01 | 17       |     |     |    | RONDELLE M 6 N           | WASHER           |
| 14  | C-00341-11 | 17       | 200 |     |    | ECROU H M6 CL 8.8        | NUT              |
| 15  | F-90670-19 | 1        |     |     |    | SUPPORT RESISTANCE GAUCH | SUPPORT          |
| 16  | E-90670-18 | 1        |     |     |    | SUPPORT RESISTANCE DROIT | SUPPORT          |
| 17  | Q-86410-91 | 1        |     |     |    | CAISSE RESIST 15 OHMS    | BOX              |
| 18  | E-16045-99 | 2        |     |     | LA | CABLE U750 4G2,5 BLINDE  | ROPE             |
| 19  | U-62445-41 | 1        |     |     |    | PORTE D'ARMOIRE EQU.140S | DOOR             |

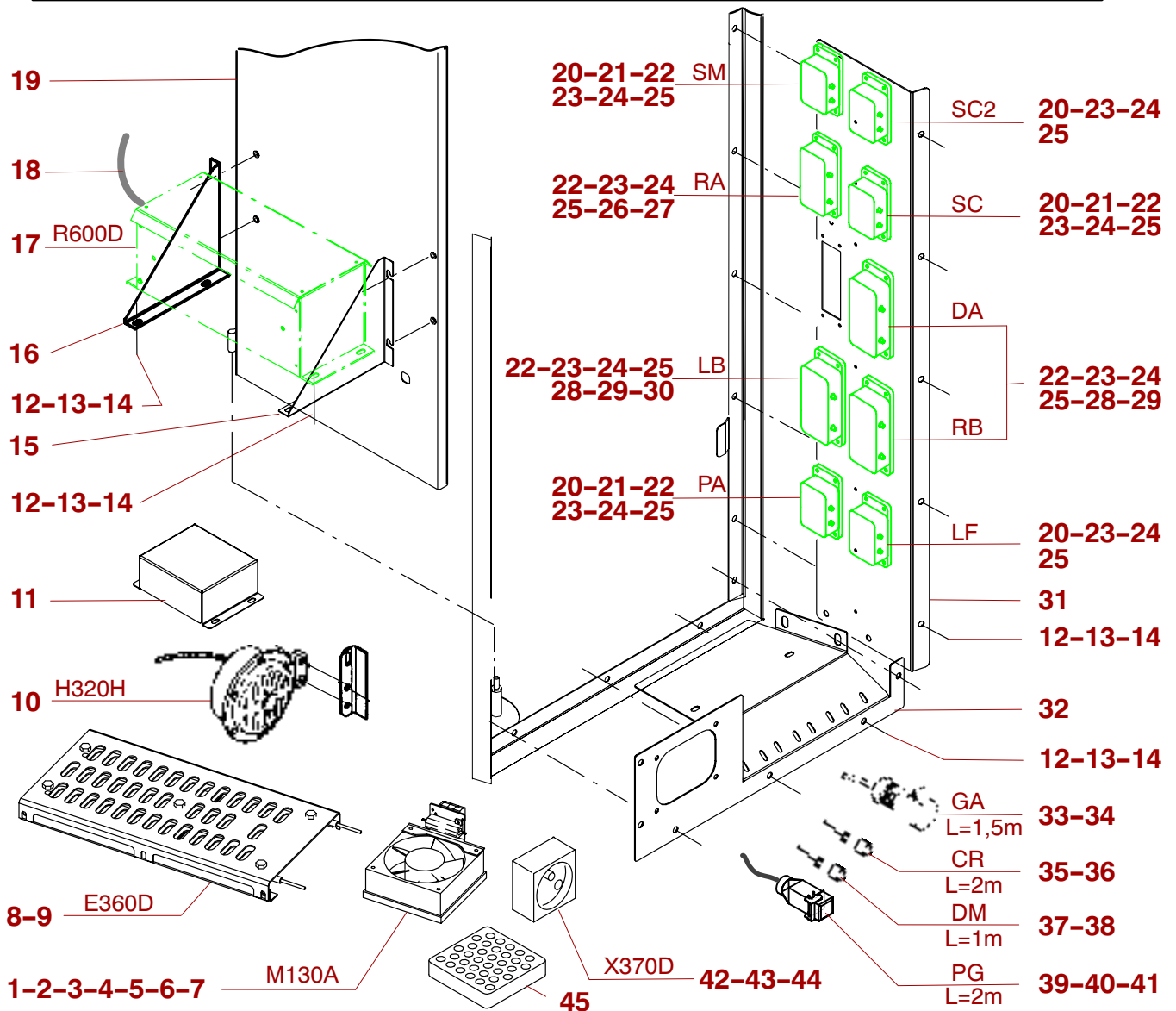
../..



*Original parts or parts validated by POTAIN = SAFETY*

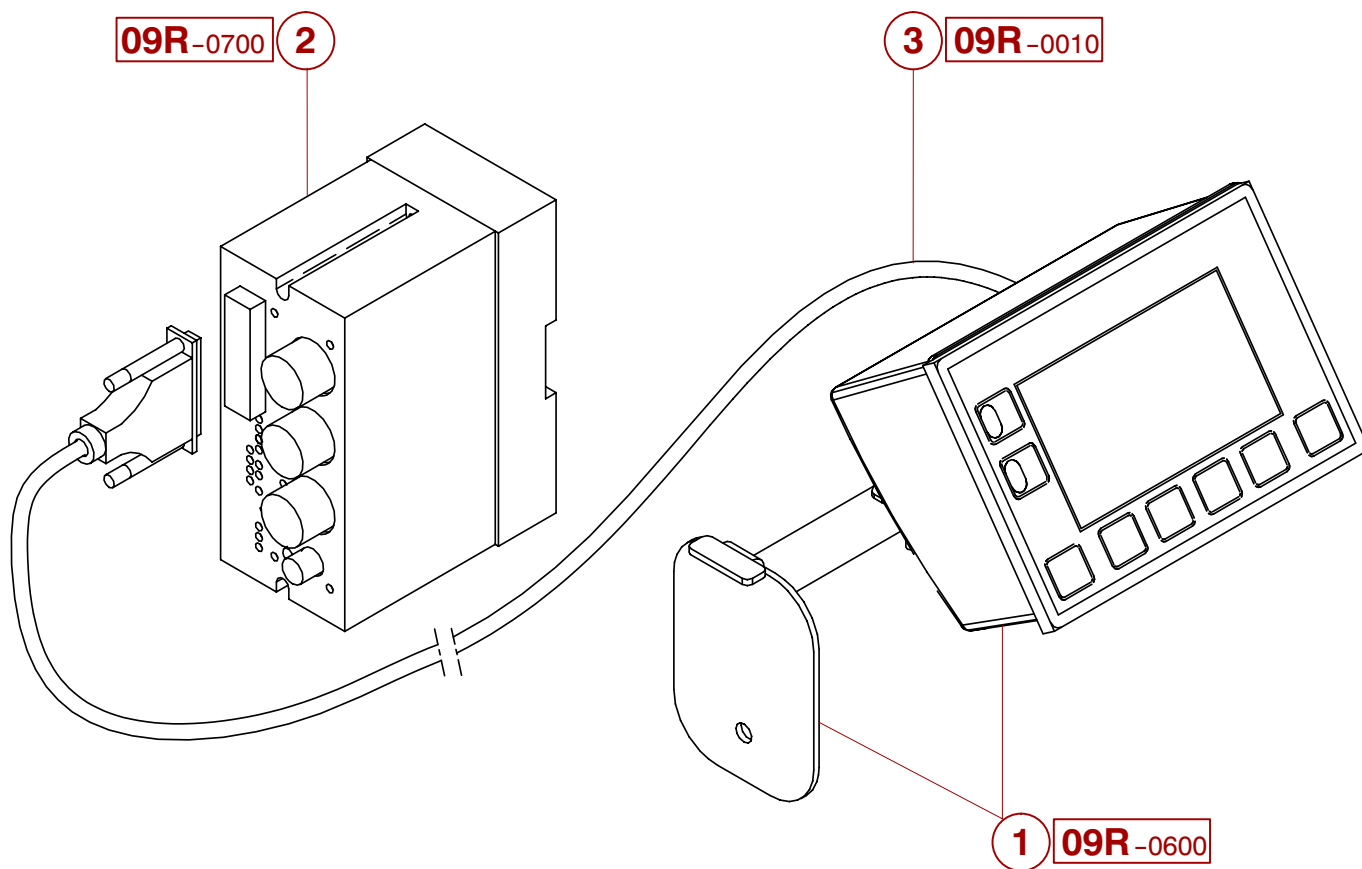
| REP | REFERENCE  | QTE  | QML | PRE | SY | DESIGNATION              | DESCRIPTION |
|-----|------------|------|-----|-----|----|--------------------------|-------------|
| 20  | D-62407-77 | 5    |     |     |    | EMBASE 10C SS COUVERCLE  | SOCKET      |
| 21  | T-17407-72 | 3    |     | 2   |    | PRISE FEME 10C PRESSION  | CONNECTION  |
| 22  | V-17407-28 | 13   | 10  |     |    | VIS DE REPERAGE          | SCREW       |
| 23  | V-00326-10 | 36   |     |     |    | VIS H M4X16 CL5.6        | SCREW       |
| 24  | X-00341-07 | 36   |     |     |    | ECROU H M4 CL 56         | NUT         |
| 25  | K-00350-15 | 36   |     |     |    | RONDELLE M4N             | WASHER      |
| 26  | E-62407-78 | 1    |     |     |    | EMBASE 6C SS COUVERCLE   | SOCKET      |
| 27  | L-17407-42 | 1    |     |     |    | PRISE FEM 6CONTACTS 35A  | CONNECTION  |
| 28  | C-62407-76 | 3    |     |     |    | EMBASE 24C SS COUVERCLE  | SOCKET      |
| 29  | R-17407-70 | 3    |     |     |    | PRISE FEME 24C PRESSION  | CONNECTION  |
| 30  | H-00045-84 | 2    |     |     | LA | CABLE BLINDE 4X0,34 MM2  | ROPE        |
| 31  | R-62445-38 | 1    |     |     |    | PLATINE DE CONNEXIONS    | PLATE       |
| 32  | T-62445-40 | 1    |     |     |    | PLATINE CONNEXIONS PUISS | PLATE       |
| 33  | E-02407-45 | 1    |     | 2   |    | CONNECTEUR F 3X32A+T     | CONNECTOR   |
| 34  | Z-16045-94 | 1,50 |     |     | LA | CABLE 07 MSBT 4 G 6      | ROPE        |
| 35  | M-20407-09 | 1    |     |     |    | PRISE FEMELLE 6+T        | CONNECTION  |
| 36  | M-61045-10 | 2    |     |     | LA | CABLE BLINDE 3X2X0,5     | ROPE        |
| 37  | W-17407-52 | 1    |     | 1   |    | PRISE FEM.3+T AMPHENOL   | CONNECTION  |
| 38  | G-10045-08 | 1    |     |     | LA | CABLE U 750 CSV 30 4X1   | ROPE        |
| 39  | V-62407-70 | 1    |     |     |    | CAPOT DROIT 4P+T AVEC    | COVER       |
| 40  | X-62407-72 | 1    |     |     |    | PRISE FEMELLE 4P+T       | CONNECTION  |

..//



*Original parts or parts validated by POTAIN = SAFETY*

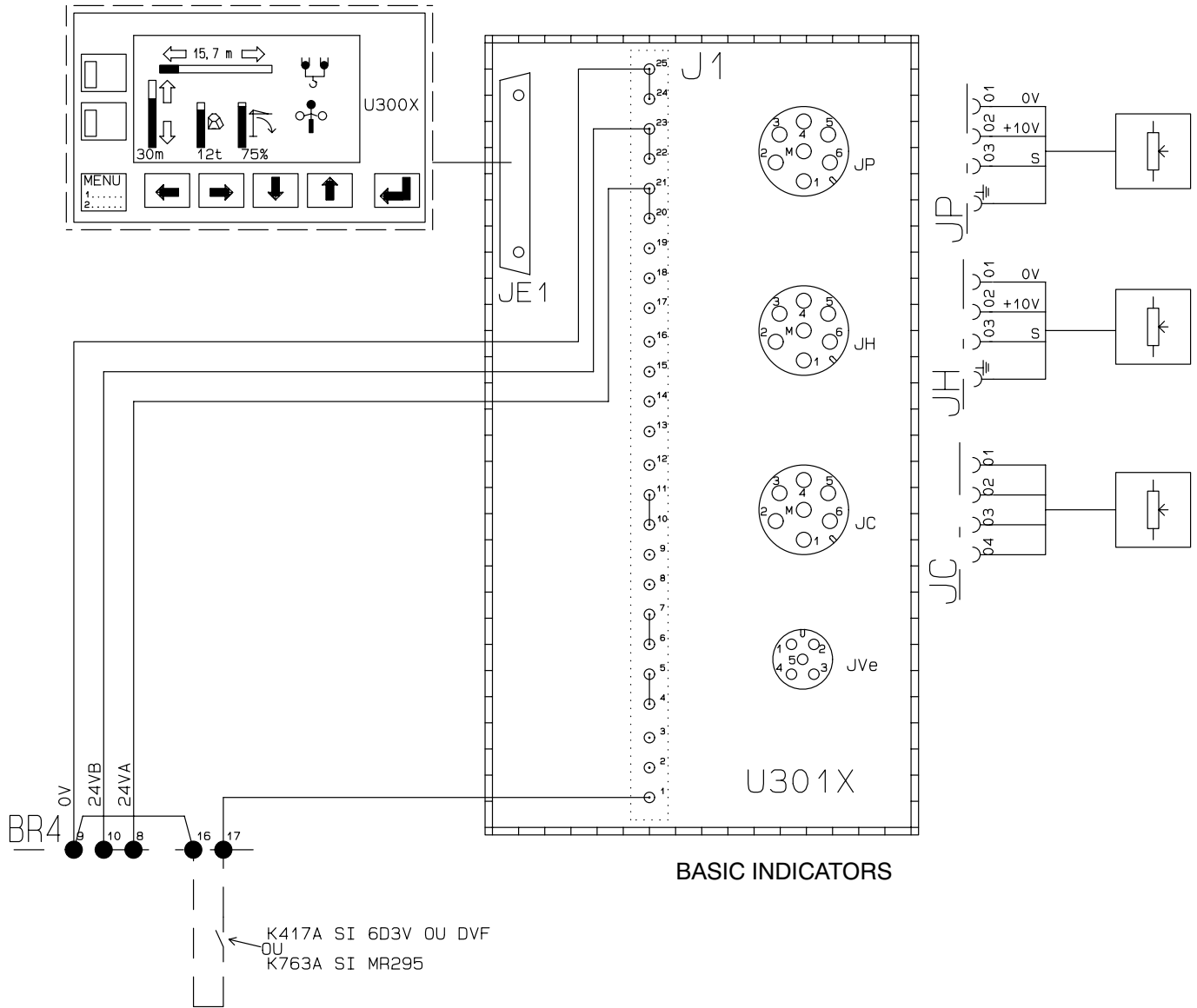
| REP | REFERENCE  | QTE | QML | PRE | SY | DESIGNATION              | DESCRIPTION |
|-----|------------|-----|-----|-----|----|--------------------------|-------------|
| 41  | G-10045-08 | 2   |     |     | LA | CABLE U 750 CSV 30 4X1   | ROPE        |
| 42  | L-62407-61 | 1   |     |     |    | PRISE 2P+T 10/16A 250V   | CONNECTION  |
| 43  | X-64416-31 | 1   |     |     |    | SUPPORT PRISE            | SUPPORT     |
| 44  | Z-64416-32 | 1   |     |     |    | BOITIER ISOLATION PRISE  | BOX         |
| 45  | H-25410-01 | 1   |     |     |    | GRILLE D'EXTRACTION      | GRILL       |
| 46  | M-01325-14 | 4   |     |     | AA | VIS CM M3X16 CL5-6       | SCREW       |
| 47  | R-18345-18 | 1   |     |     | AA | ECROU M5X3 SP            | NUT         |
| 48  | J-96515-21 | 1   |     |     | AA | SIGNAL GIROUETTE         | SIGNAL      |
| 49  | X-11330-93 | 6   |     |     | AA | VIS M6X12 SP             | SCREW       |
| 50  | X-03326-01 | 4   | 500 |     | AA | VIS H M3X10 CL5.6        | SCREW       |
| 51  | V-01341-32 | 4   |     |     | AA | ECROU H M3 CL 6,8        | NUT         |
| 52  | R-01347-03 | 4   |     |     | AA | RONDELLE W3              | WASHER      |
| 53  | S-22369-27 | 15  |     |     | AA | COLLIER FIXATION         | COLLAR      |
| 54  | V-86410-27 | 1   |     |     | AA | PLAQUE OBTURATEUR        | PLATE       |
| 55  | X-22369-32 | 2   |     |     | AA | COLLIER-DE-SERRAGE D8/15 | COLLAR-BAND |
| 56  | V-22369-30 | 1   |     |     | AA | COLLIER-DE-SERRAGE       | COLLAR-BAND |



*Original parts or parts validated by POTAIN = SAFETY*

| REP | REFERENCE         | QTE      | QML | PRE | SY | DESIGNATION               | DESCRIPTION      |
|-----|-------------------|----------|-----|-----|----|---------------------------|------------------|
|     | <b>C-87413-82</b> | <b>1</b> |     |     |    | <b>KIT AFF LCD CABINE</b> | <b>KIT</b>       |
| 1   | 09R-0600-028-0    | 1        |     |     |    | AFFICHEUR LCD BT TEST     | NUMBER INDICATOR |
| 2   | 09R-0700-006-0    | 1        |     |     |    | BLOC INTERFACE LCD TESTE  | BLOCK            |
| 3   | 09R-0010-017-1    | 1        |     |     |    | CABLERIE INDICATEUR LCD   | CABLES           |



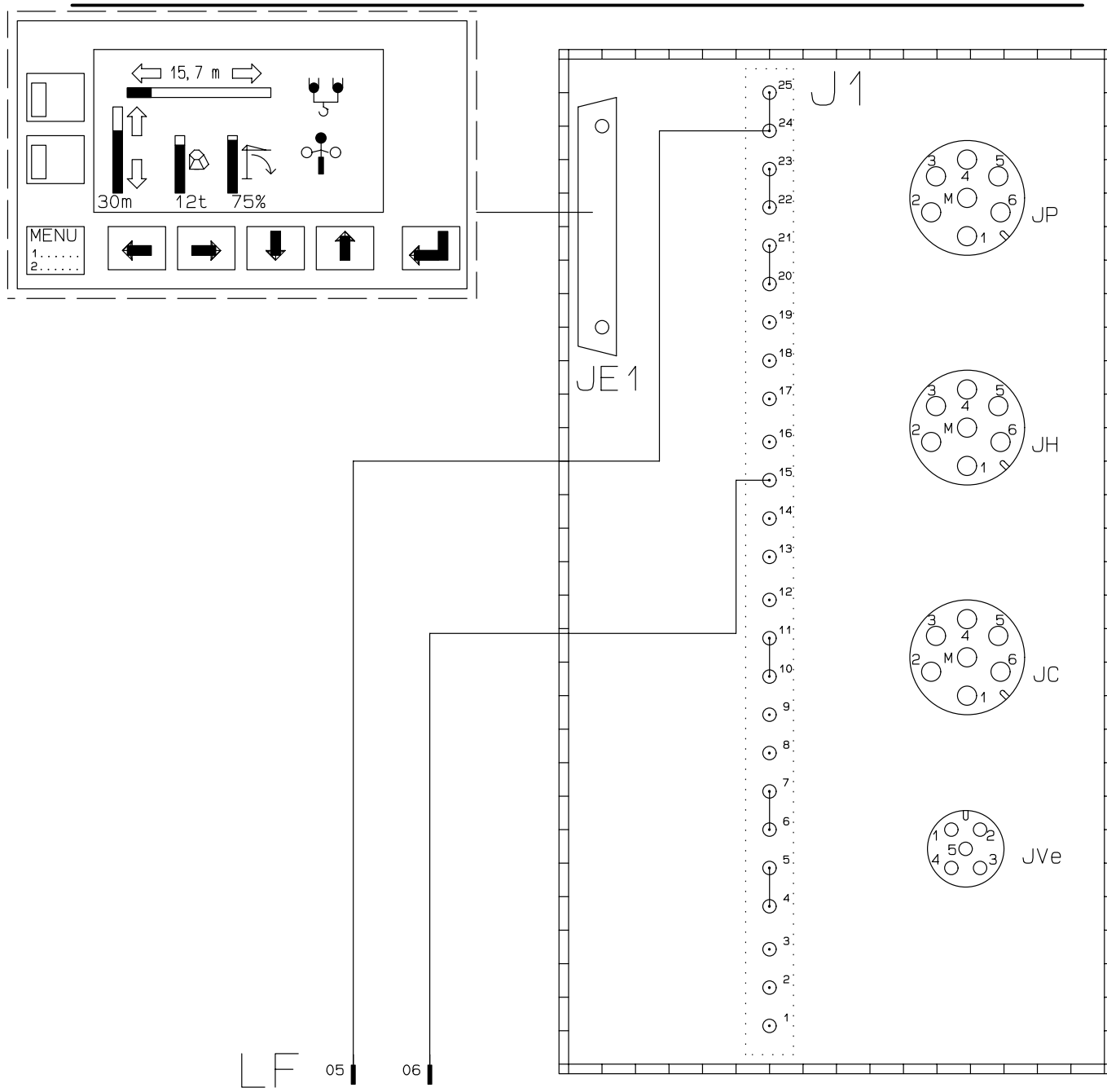


*Original parts or parts validated by POTAIN = SAFETY*

| REP | REFERENCE | QTE | QML | PRE | SY | DESIGNATION | DESCRIPTION |
|-----|-----------|-----|-----|-----|----|-------------|-------------|
|-----|-----------|-----|-----|-----|----|-------------|-------------|

|   |            |   |  |  |  |                   |                  |
|---|------------|---|--|--|--|-------------------|------------------|
|   | CR-5E-0643 | 1 |  |  |  | PRINCIPE-CABLERIE | CABLES           |
| 1 | D-64416-36 | 1 |  |  |  | LIMANDE FF L=6M   | CONNECTING CABLE |

../..



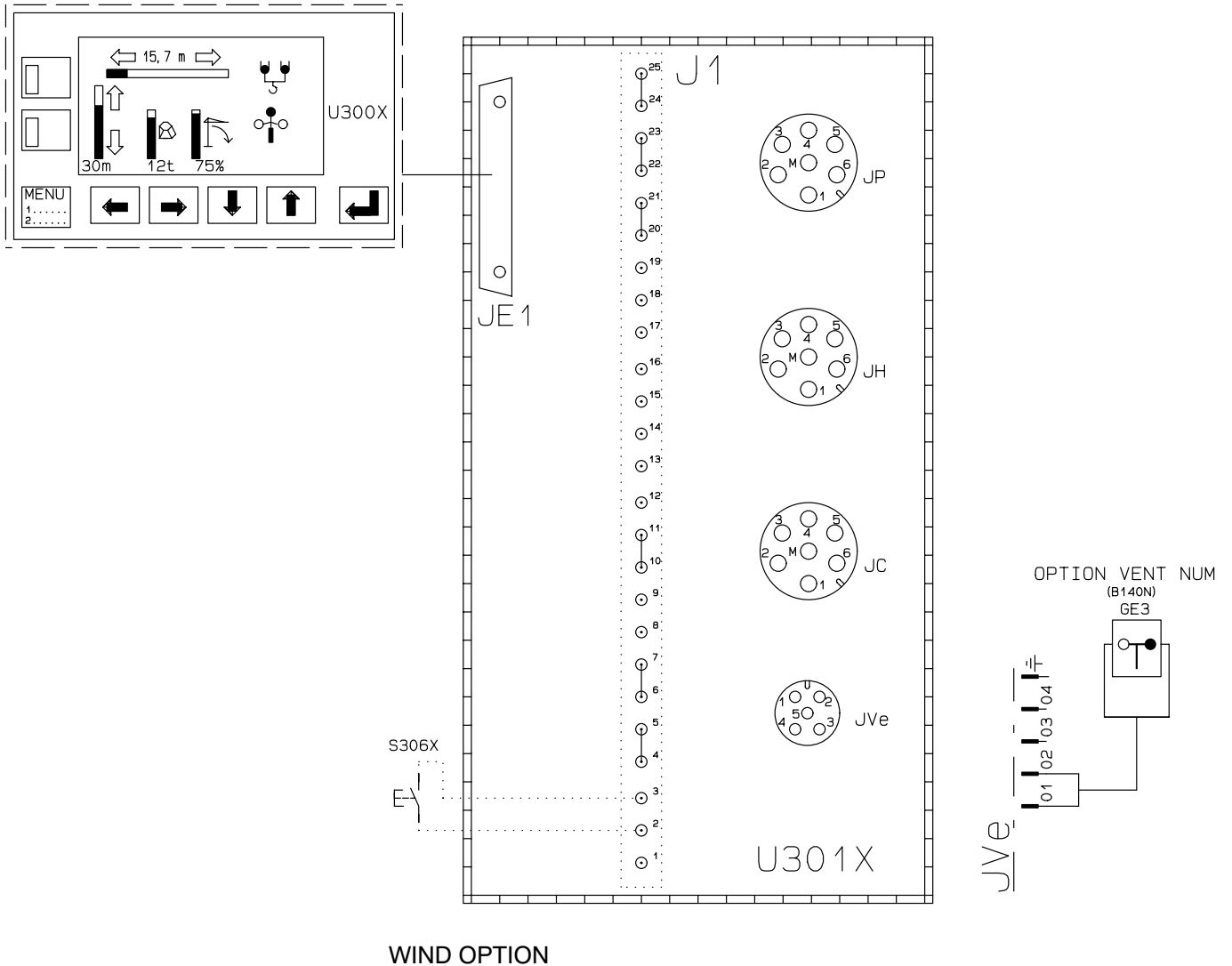
LF 05 06

WITH LCC HOISTING WINCH

*Original parts or parts validated by POTAIN = SAFETY*

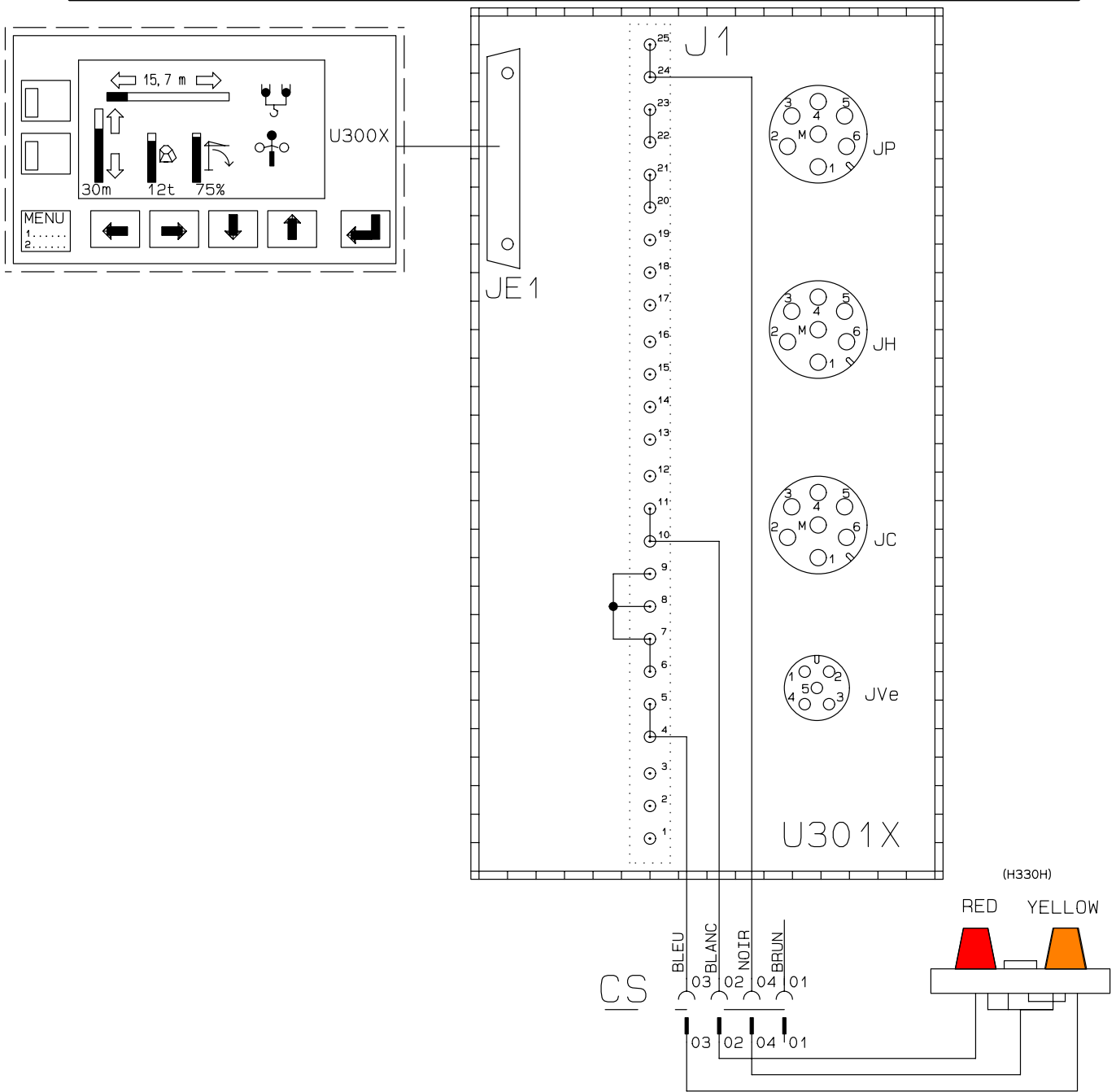
| REP | REFERENCE | QTE | QML | PRE | SY | DESIGNATION | DESCRIPTION |
|-----|-----------|-----|-----|-----|----|-------------|-------------|
|-----|-----------|-----|-----|-----|----|-------------|-------------|

|   |            |   |  |  |  |                 |                          |
|---|------------|---|--|--|--|-----------------|--------------------------|
| 2 | D-64416-36 | 1 |  |  |  | LIMANDE FF L=6M | CONNECTING CABLE ..../.. |
|---|------------|---|--|--|--|-----------------|--------------------------|



*Original parts or parts validated by POTAIN = SAFETY*

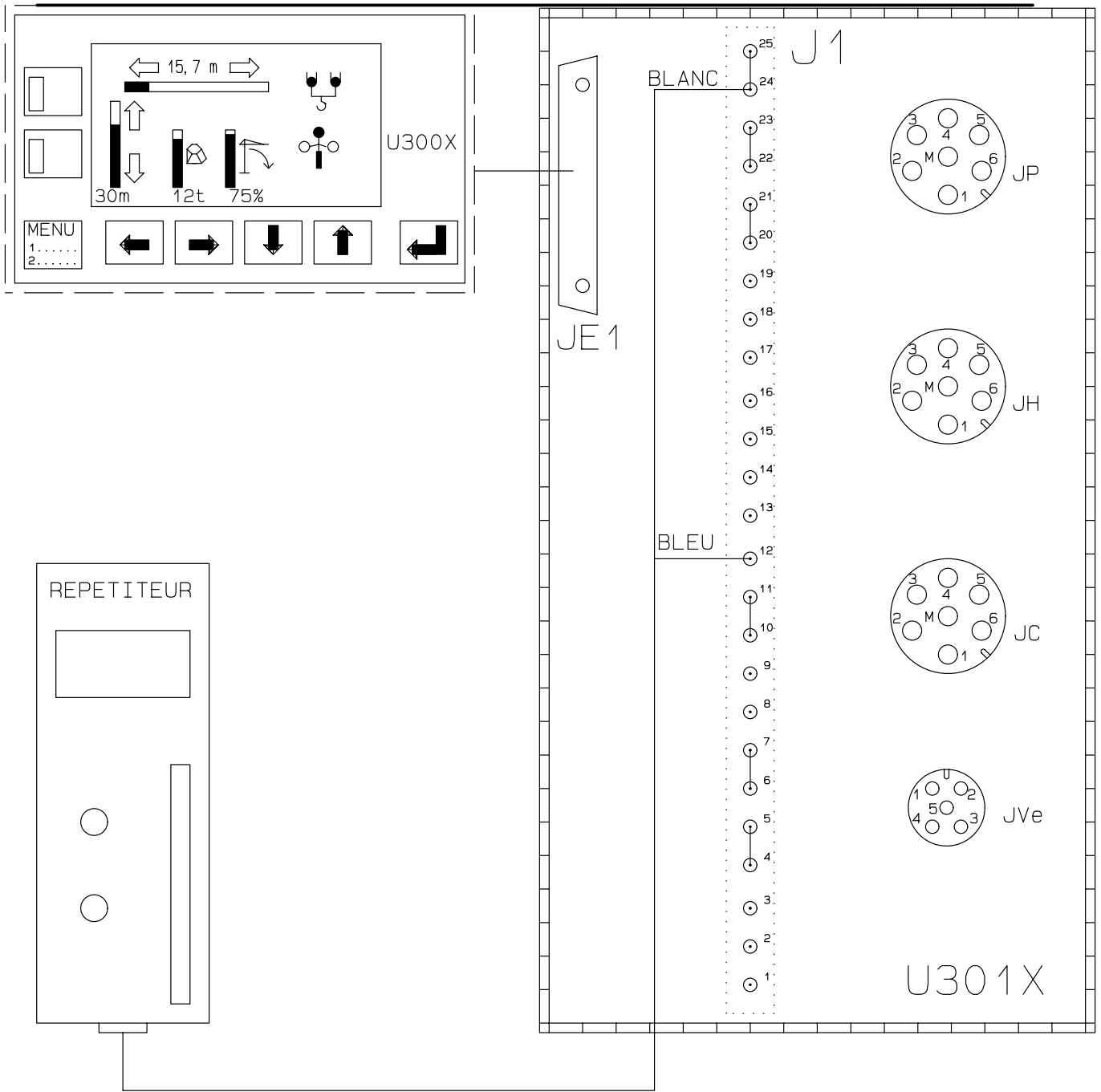
| REP | REFERENCE  | QTE | QML | PRE | SY | DESIGNATION     | DESCRIPTION               |
|-----|------------|-----|-----|-----|----|-----------------|---------------------------|
| 3   | D-64416-36 | 1   |     |     |    | LIMANDE FF L=6M | CONNECTING CABLE<br>../.. |



24 V DC SIGNAL LAMP SET OPTION

*Original parts or parts validated by POTAIN = SAFETY*

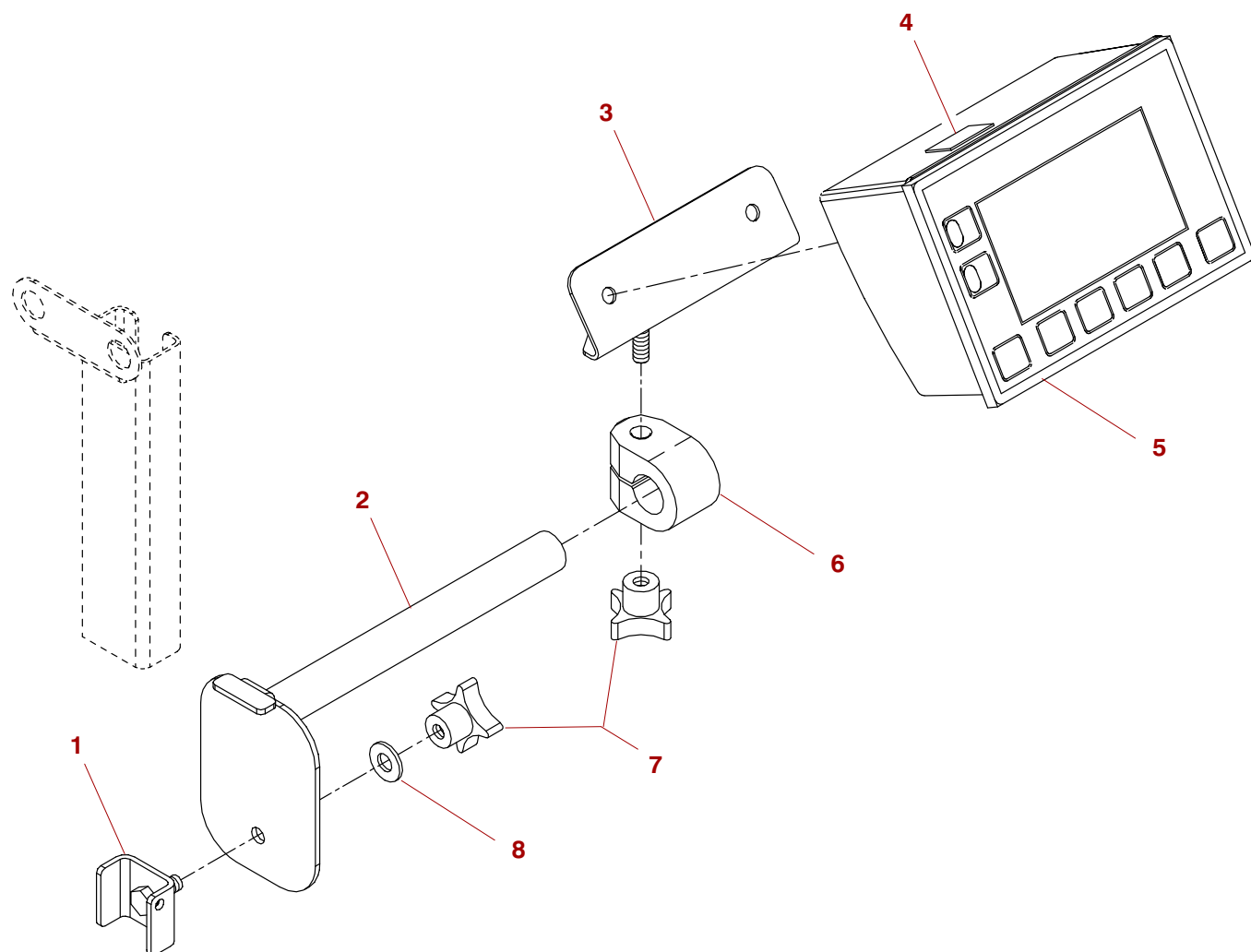
| REP | REFERENCE  | QTE | QML | PRE | SY | DESIGNATION     | DESCRIPTION               |
|-----|------------|-----|-----|-----|----|-----------------|---------------------------|
| 4   | D-64416-36 | 1   |     |     |    | LIMANDE FF L=6M | CONNECTING CABLE<br>../.. |



REPEATER OPTION

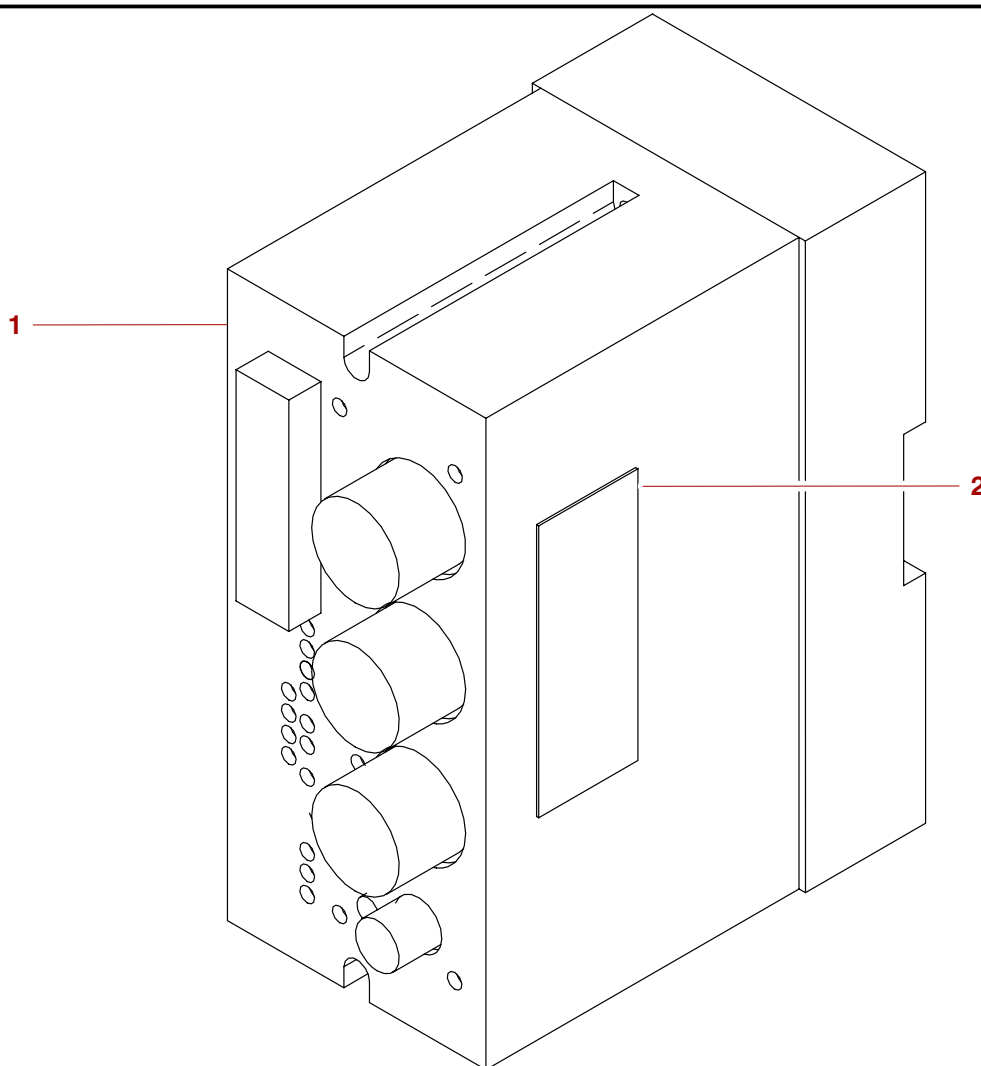
*Original parts or parts validated by POTAIN = SAFETY*

| REP | REFERENCE  | QTE | QML | PRE | SY | DESIGNATION     | DESCRIPTION      |
|-----|------------|-----|-----|-----|----|-----------------|------------------|
| 5   | D-64416-36 | 1   |     |     |    | LIMANDE FF L=6M | CONNECTING CABLE |



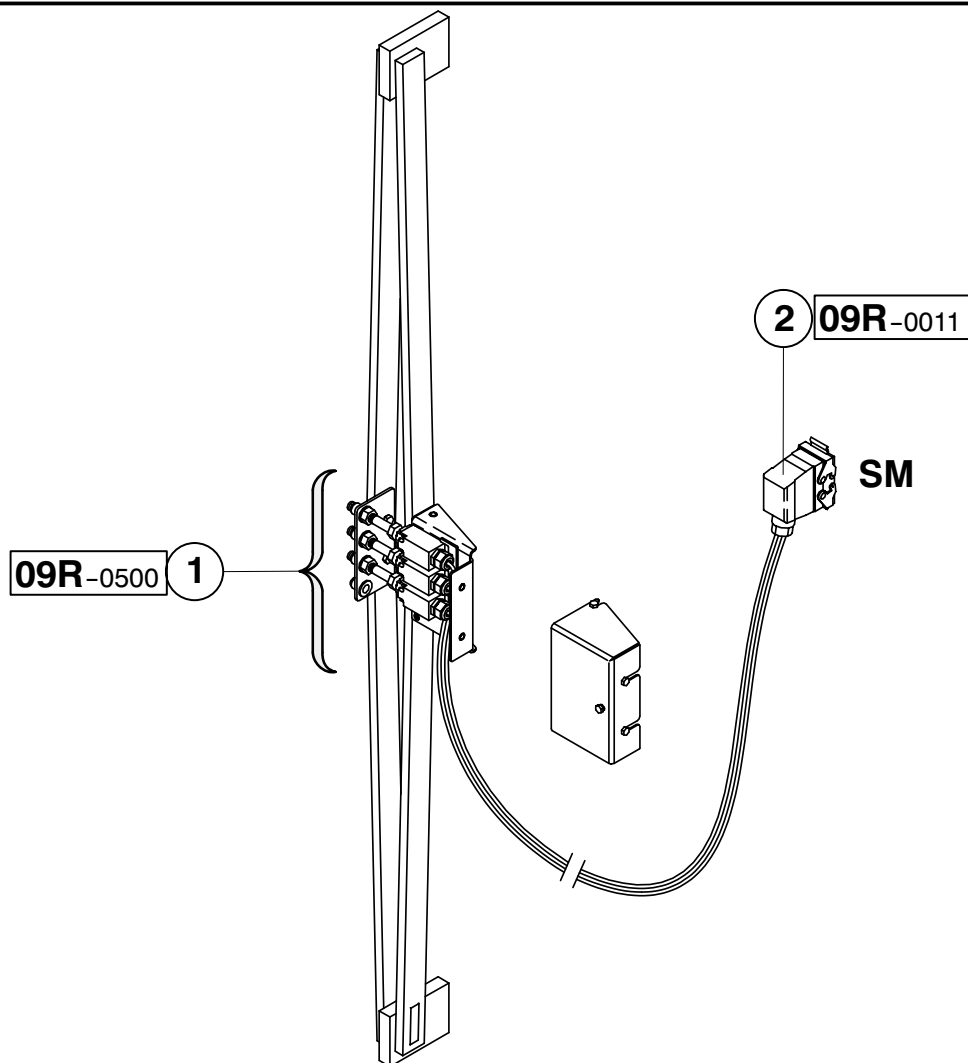
*Original parts or parts validated by POTAIN = SAFETY*

| REP | REFERENCE         | QTE      | QML | PRE      | SY | DESIGNATION                 | DESCRIPTION  |
|-----|-------------------|----------|-----|----------|----|-----------------------------|--------------|
|     | <b>L-64406-54</b> | <b>1</b> |     | <b>1</b> |    | <b>BLOC AFF LCD BT TEST</b> | <b>BLOCK</b> |
| 1   | E-90670-41        | 1        |     |          |    | ECROU RAIL OPTIONS V140     | NUT          |
| 2   | G-90670-43        | 1        |     |          |    | SUPPORT INDIC V140 REGL     | SUPPORT      |
| 3   | L-90670-24        | 1        |     |          |    | SUPPORT INDICATEURS V140    | SUPPORT      |
| 4   | U-87515-87        | 1        |     |          |    | PLAQUE CODE SERIE           | PLATE        |
| 5   |                   | 1        |     |          | SA | BLOC AFFICHE LCD            | BLOCK        |
| 6   | N-31203-07        | 1        |     |          |    | NOIX PLASTIQUE              | CORE         |
| 7   | W-09520-36        | 2        |     |          |    | VOLANT CROISILLON D40 M8    | WHEEL        |
| 8   | P-00348-12        | 1        | 200 |          |    | RONDELLE DEC 8 NFE-27624    | WASHER       |



*Original parts or parts validated by POTAIN = SAFETY*

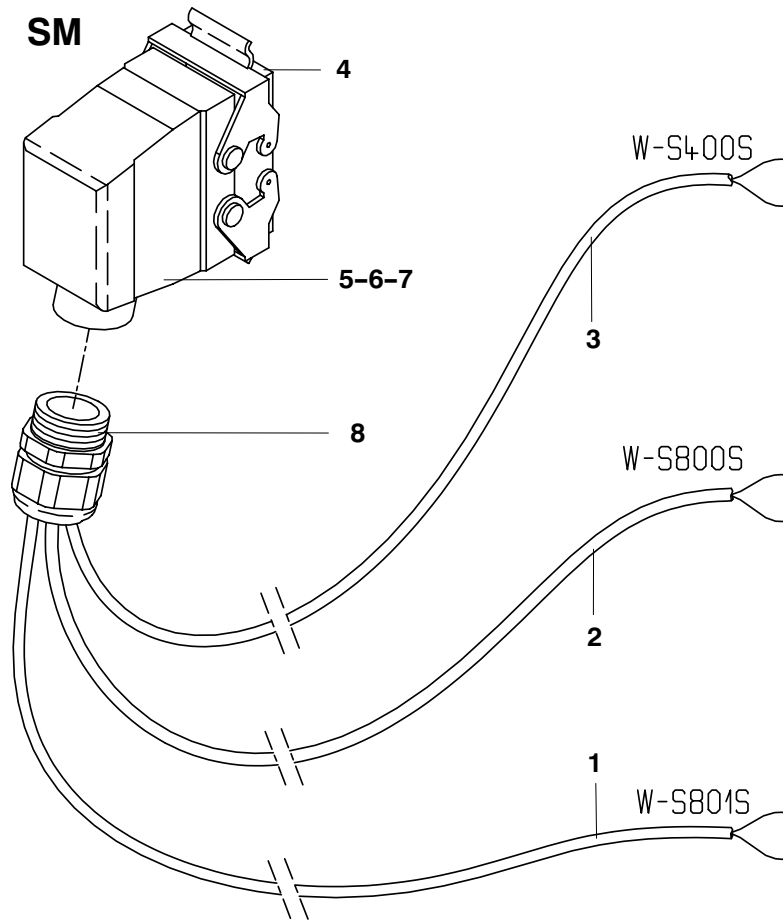
| REP | REFERENCE         | QTE      | QML | PRE      | SY | DESIGNATION                     | DESCRIPTION  |
|-----|-------------------|----------|-----|----------|----|---------------------------------|--------------|
|     | <b>B-67406-11</b> | <b>1</b> |     | <b>1</b> |    | <b>BLOC INTERFACE LCD TESTE</b> | <b>BLOCK</b> |
| 1   |                   | 1        |     |          | SA | BLOC INTERFACE LCD              | BLOCK        |
| 2   | U-87515-87        | 1        |     |          |    | PLAQUE CODE SERIE               | PLATE        |



*Original parts or parts validated by POTAIN = SAFETY*

| REP | REFERENCE         | QTE      | QML | PRE | SY | DESIGNATION            | BEZEICHNUNG            | DESCRIPTION           |
|-----|-------------------|----------|-----|-----|----|------------------------|------------------------|-----------------------|
|     | <b>M-90413-34</b> | <b>1</b> |     |     |    | <b>SECURITE-COUPLE</b> | <b>MOMENTBEGRENZER</b> | <b>MOMENT CUT OUT</b> |
| 1   | 09R-0500-061-0    | 1        |     |     |    | SECURITE-COUPLE        | MOMENTBEGRENZER        | MOMENT CUT OUT        |
| 2   | 09R-0011-074-0    | 1        |     |     |    | FAISCEAU               | KABELSTRANG            | WIRE HARNESS          |





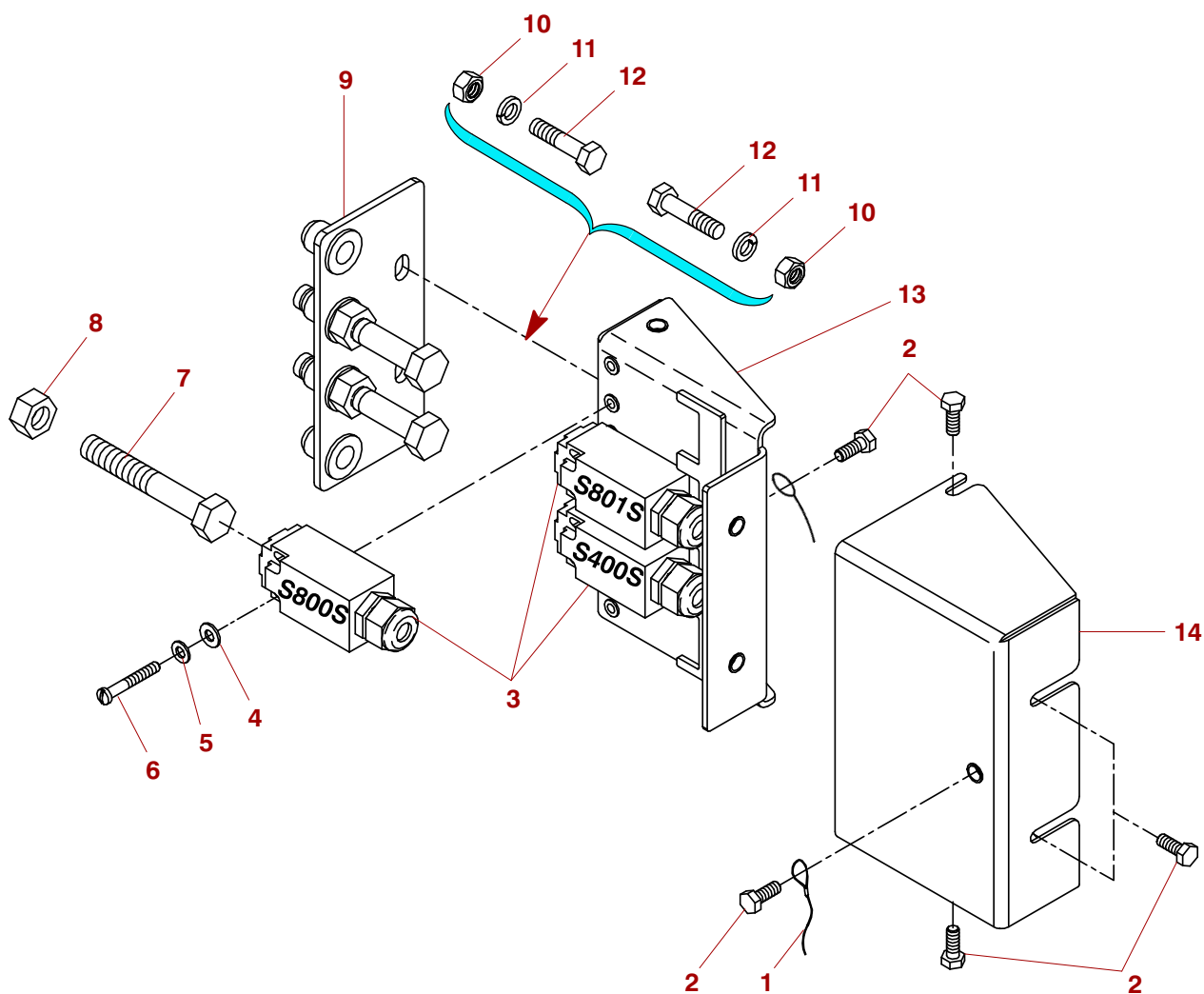
|              |    |
|--------------|----|
| FILS W-S400S | SM |
| NOIR         | 1  |
| BLEU         | 6  |

|              |    |
|--------------|----|
| FILS W-S800S | SM |
| NOIR         | 5  |
| BLEU         | 10 |

|              |    |
|--------------|----|
| FILS W-S801S | SM |
| NOIR         | 2  |
| BLEU         | 7  |

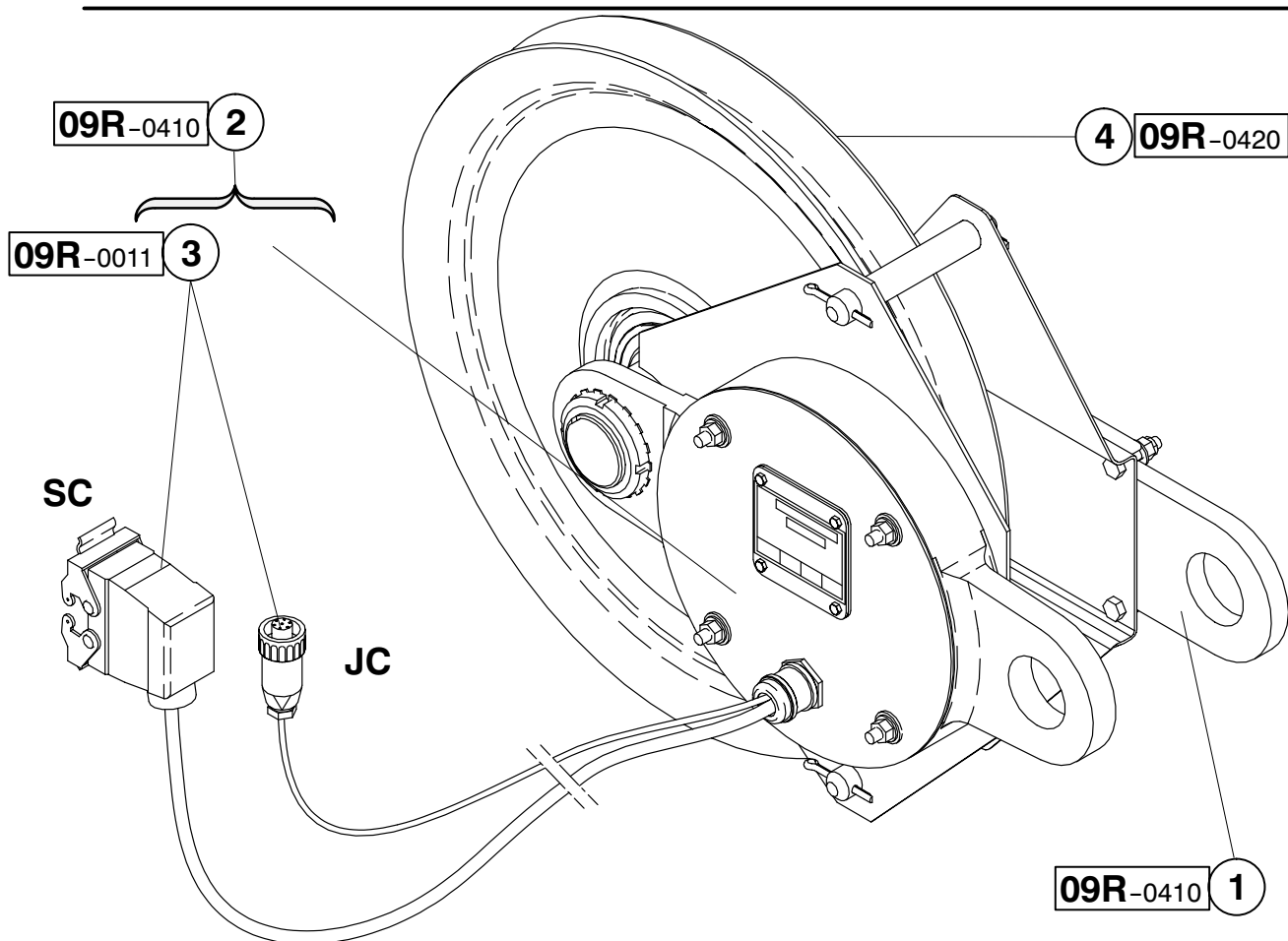
*Original parts or parts validated by POTAIN = SAFETY*

| REP | REFERENCE         | QTE      | QML | PRE | SY | DESIGNATION             | DESCRIPTION         |
|-----|-------------------|----------|-----|-----|----|-------------------------|---------------------|
|     | <b>M-03667-46</b> | <b>1</b> |     |     |    | <b>FAISCEAU-ELEC SM</b> | <b>WIRE HARNESS</b> |
| 1   | F-10045-07        | 12,60    |     |     | LA | CABLE U 750 CSV 30 2X1  | ROPE                |
| 2   | F-10045-07        | 12,60    |     |     | LA | CABLE U 750 CSV 30 2X1  | ROPE                |
| 3   | F-10045-07        | 12,60    |     |     | LA | CABLE U 750 CSV 30 2X1  | ROPE                |
| 4   | X-17407-76        | 1        |     |     |    | COUVERCLE 10C +JOINT    | COVER PLATE         |
| 5   | H-17407-62        | 1        |     |     |    | CAPOT COUDE 10C HAUT    | COVER               |
| 6   | S-17407-71        | 1        |     | 2   |    | PRISE MALE 10C PRESSION | CONNECTION          |
| 7   | V-17407-28        | 2        | 10  |     |    | VIS DE REPERAGE         | SCREW               |
| 8   | H-64414-79        | 1        |     |     |    | PRESSE-ETOUPE 29 4X9PL  | PACKING GLAND       |



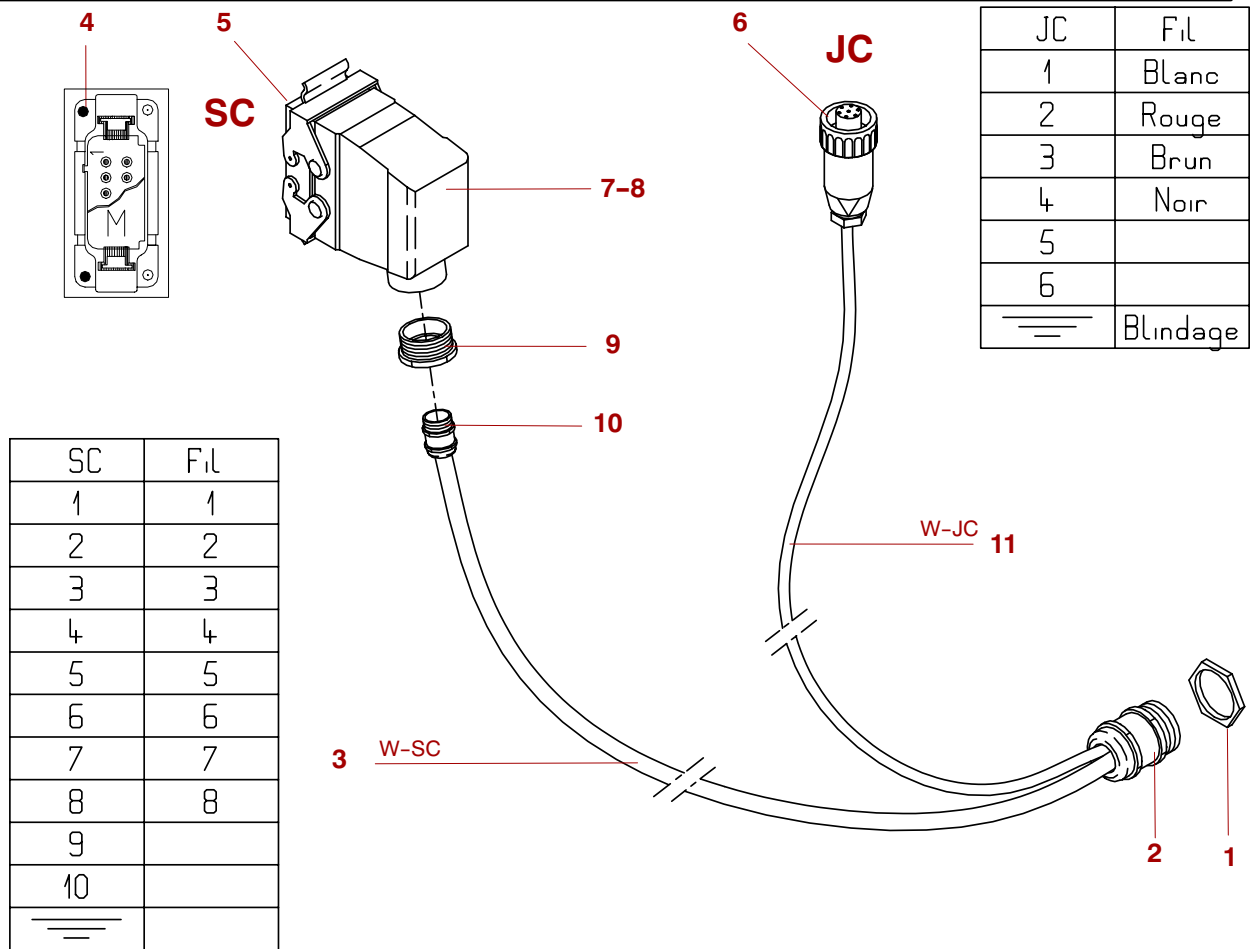
*Original parts or parts validated by POTAIN = SAFETY*

| REP | REFERENCE  | QTE      | QML | PRE | SY | DESIGNATION                  | DESCRIPTION           |
|-----|------------|----------|-----|-----|----|------------------------------|-----------------------|
|     |            | <b>1</b> |     |     |    | <b>SECURITE-COUPLE 3C MD</b> | <b>MOMENT CUT OUT</b> |
| 1   | T-74313-40 | 1        |     |     |    | ELINGUE DE MAINTIEN L360     | SLING                 |
| 2   | H-00326-21 | 6        | 100 |     |    | VIS H M6X16/16 CL8.8         | SCREW                 |
| 3   | U-27413-19 | 3        |     | 2   |    | FIN-COURSE POUSSOIR O+F      | LIMIT SWITCH          |
| 4   | K-00350-15 | 6        | 500 |     |    | RONDELLE M4 N                | WASHER                |
| 5   | G-00348-05 | 6        | 200 |     |    | RONDELLE DE 4 DE             | WASHER                |
| 6   | P-01325-39 | 6        |     |     |    | VIS CB M4X40 CL6-8           | SCREW                 |
| 7   | P-01330-68 | 3        |     |     |    | VIS LAITON H M12X80          | SCREW                 |
| 8   | H-00345-07 | 3        | 10  |     |    | ECROU-LAITON H M12           | BRASS NUT             |
| 9   | Z-62403-59 | 1        |     |     |    | SUPPORT VIS DE REGLAGE       | SUPPORT               |
| 10  | E-00341-13 | 4        | 200 |     |    | ECROU H M8 CL 8              | NUT                   |
| 11  | C-00347-09 | 4        | 200 |     |    | RONDELLE W8                  | WASHER                |
| 12  | B-01338-84 | 4        | 200 |     |    | VIS H M8X35/35 CL8.8         | SCREW                 |
| 13  | W-62403-57 | 1        |     |     |    | SUPPORT SEC-COUPLE MD        | SUPPORT               |
| 14  | U-62403-55 | 1        |     |     |    | CAPOT SEC-COUPLE             | COVER                 |



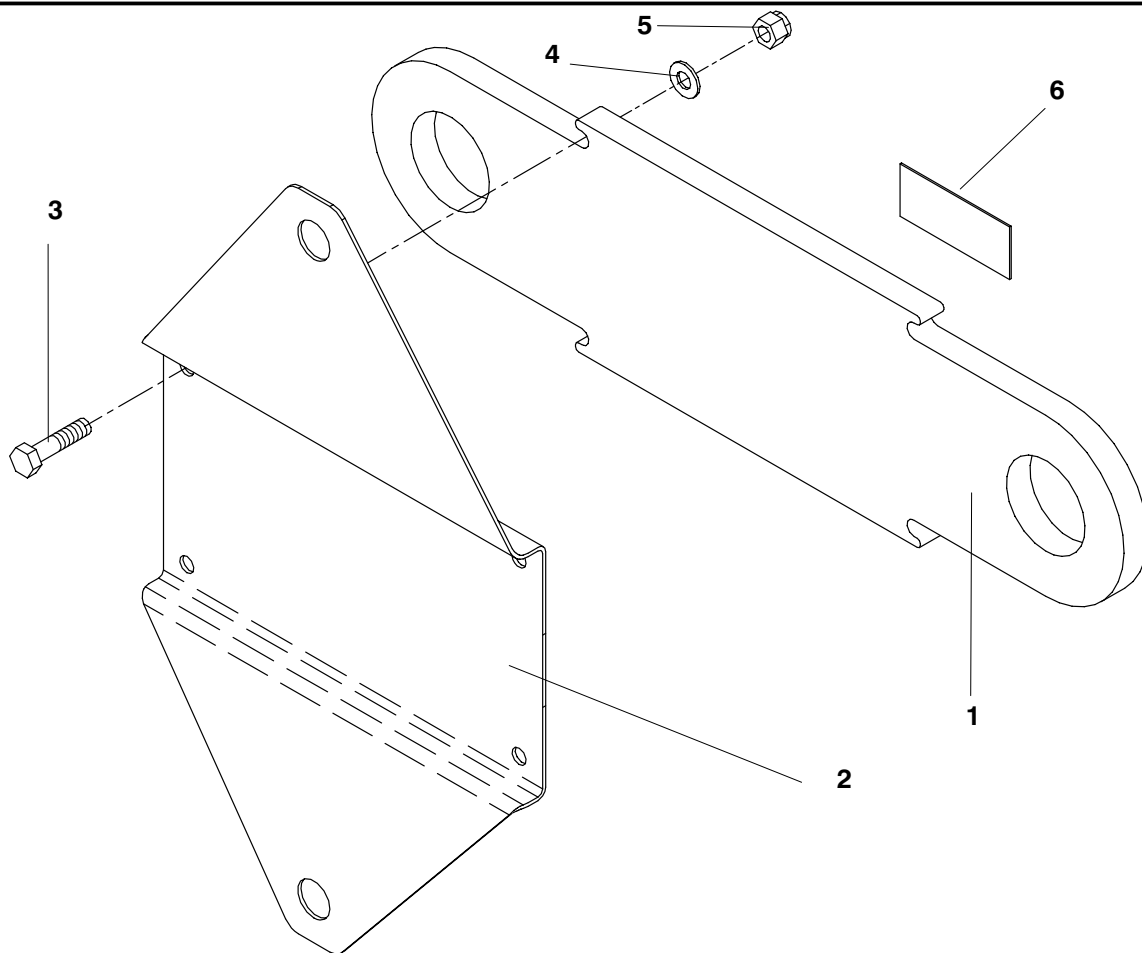
*Original parts or parts validated by POTAIN = SAFETY*

| REP | REFERENCE         | QTE      | QML | PRE | SY | DESIGNATION       | BEZEICHNUNG                | DESCRIPTION        |
|-----|-------------------|----------|-----|-----|----|-------------------|----------------------------|--------------------|
|     | <b>F-90413-51</b> | <b>1</b> |     |     |    | <b>SEC-CHARGE</b> | <b>HOECHSTLASTSICHERUN</b> | <b>MSWL CUTOUT</b> |
| 1   | 09R-0410-170-0    | 1        |     |     |    | BIELLETTE         | VERBINDUNGLASCHE           | CONNECTING LINK    |
| 2   | 09R-0410-171-0    | 1        |     |     |    | SEC-CHARGE        | HOECHSTLASTSICHERUN        | MSWL CUTOUT        |
| 3   | 09R-0011-069-0    | 1        |     |     |    | FAISCEAU          | KABELSTRANG                | WIRE HARNESS       |
| 4   | 09R-0420-004-0    | 1        |     |     |    | POULIE            | SEILROLLE/SCHEIBE          | PULLEY             |



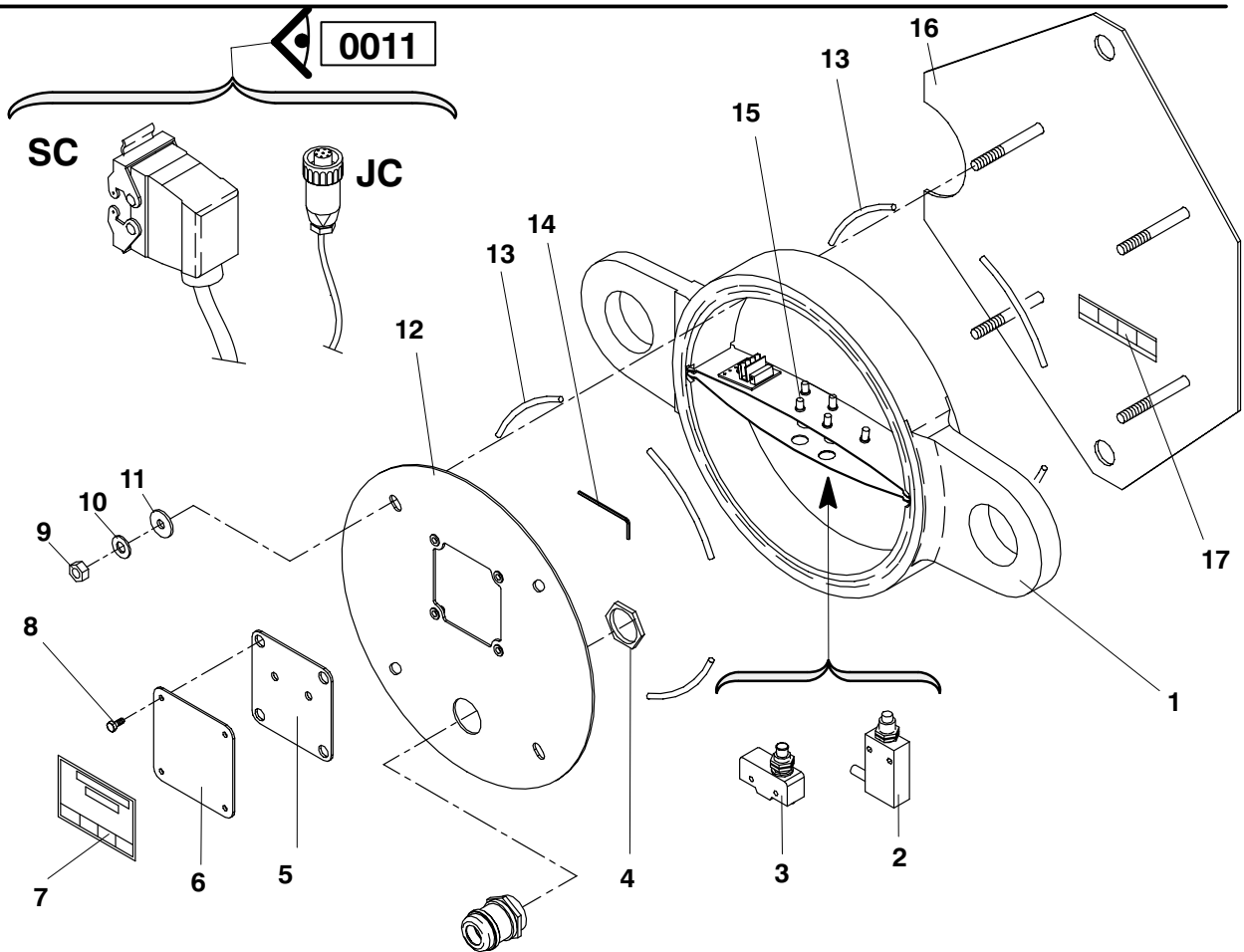
*Original parts or parts validated by POTAIN = SAFETY*

| REP | REFERENCE         | QTE      | QML | PRE | SY | DESIGNATION              | DESCRIPTION         |
|-----|-------------------|----------|-----|-----|----|--------------------------|---------------------|
|     | <b>U-03667-53</b> | <b>1</b> |     |     |    | <b>FAISCEAU-ELEC SC</b>  | <b>WIRE HARNESS</b> |
| 1   | C-01414-52        | 1        |     |     |    | ECROU-PRESSE-ETOUPE 21   | PACKING GLAND       |
| 2   | K-64414-81        | 1        |     |     |    | PRESSE-ETOUPE 21 1X9+1X7 | PACKING GLAND       |
| 3   | S-61045-15        | 12       |     |     | LA | CABLE 05 CSV 30 8X0,75   | ROPE                |
| 4   | V-17407-28        | 2        | 10  |     |    | VIS DE REPERAGE          | SCREW               |
| 5   | X-17407-76        | 1        |     |     |    | COUVERCLE 10C +JOINT     | COVER PLATE         |
| 6   | M-20407-09        | 1        |     |     |    | PRISE FEMELLE 6+T        | CONNECTION          |
| 7   | H-17407-62        | 1        |     |     |    | CAPOT COUDE 10C HAUT     | COVER               |
| 8   | S-17407-71        | 1        |     | 3   |    | PRISE MALE 10C PRESSION  | CONNECTION          |
| 9   | B-18414-73        | 1        |     |     |    | REDUCTION LAITON 21/11   | RESTRICTOR          |
| 10  | E-39414-45        | 1        |     |     |    | PRESSE-ETOUPE 11(5-10)PL | PACKING GLAND       |
| 11  | H-00045-84        | 12       |     |     | LA | CABLE BLINDE 4X0,34 MM2  | ROPE                |



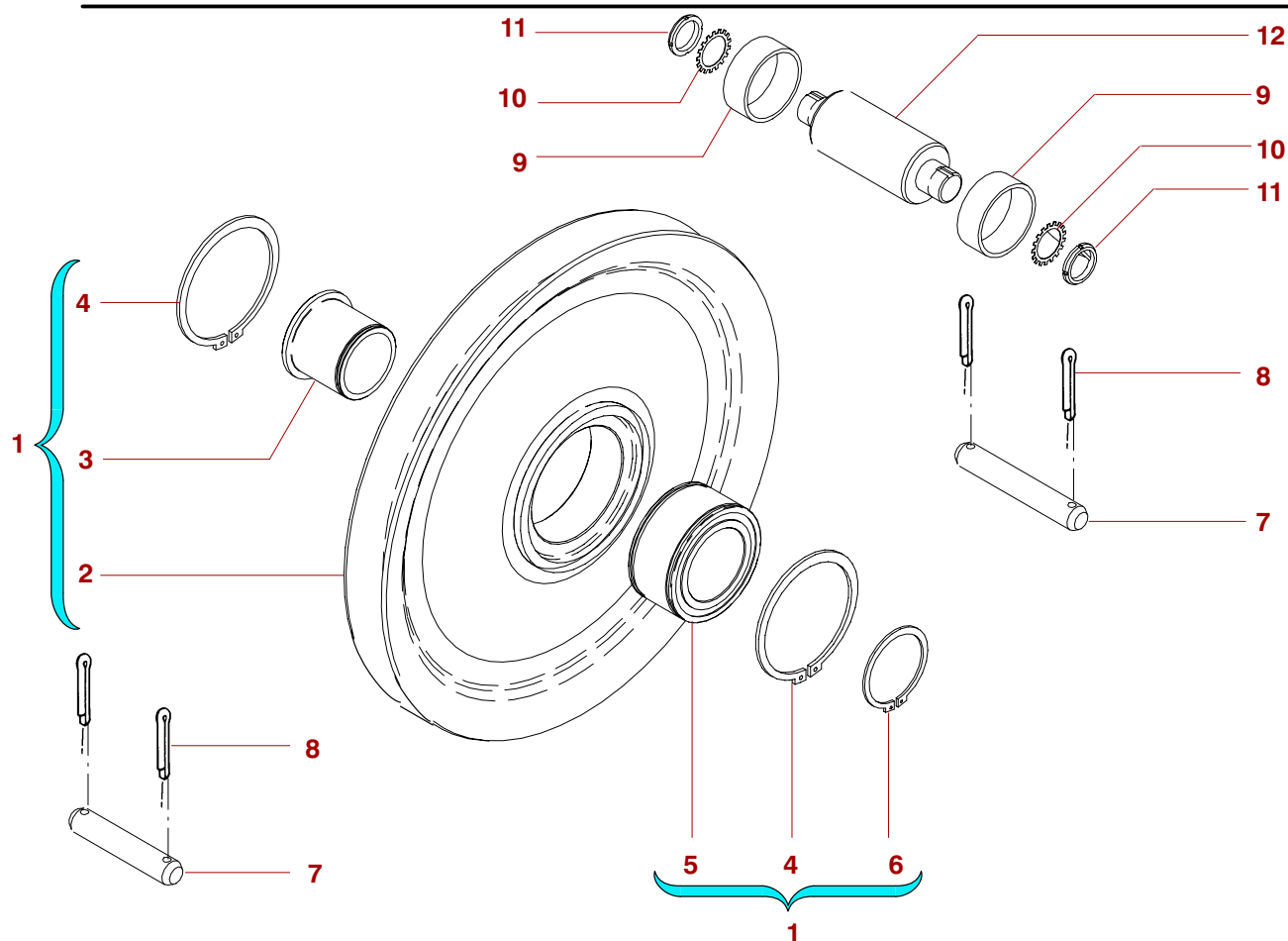
*Original parts or parts validated by POTAIN = SAFETY*

| REP | REFERENCE  | QTE | QML | PRE | SY | DESIGNATION             | DESCRIPTION            |
|-----|------------|-----|-----|-----|----|-------------------------|------------------------|
|     |            | 1   |     |     |    | <b>BIELLETE EQUIPEE</b> | <b>CONNECTING LINK</b> |
| 1   | Q-65254-13 | 1   |     |     |    | BIELLETE ENTRAXE 380    | CONNECTING LINK        |
| 2   | G-65254-51 | 1   |     |     |    | TOLE DE FERMETURE 3T    | PLATE                  |
| 3   | F-00326-42 | 4   |     |     |    | VIS H M8X35 CL5-6       | SCREW                  |
| 4   | V-00350-02 | 4   |     |     |    | RONDELLE M 8 N          | WASHER                 |
| 5   | A-01345-96 | 4   |     |     |    | ECROU-SECUR M8X125 CL8  | SAFETY NUT             |
| 6   | W-05475-58 | 1   |     |     |    | PLAQUE CODE             | PLATE                  |



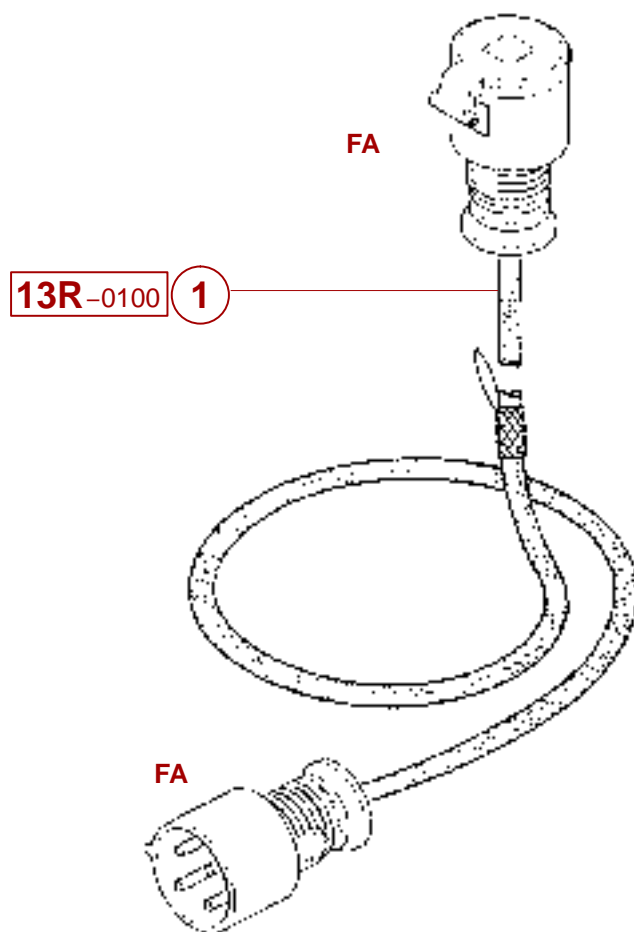
*Original parts or parts validated by POTAIN = SAFETY*

| REP | REFERENCE         | QTE      | QML | PRE | SY | DESIGNATION         | BEZEICHNUNG                | DESCRIPTION        |
|-----|-------------------|----------|-----|-----|----|---------------------|----------------------------|--------------------|
|     | <b>A-90413-69</b> | <b>1</b> |     |     |    | <b>SEC-CHARGE</b>   | <b>HOECHSTLASTSICHERUN</b> | <b>MSWL CUTOUT</b> |
| 1   | V-27413-43        | 1        |     | SA  |    | ANNEAU              | RING                       | RING               |
| 2   | F-01412-71        | 1        |     | 2   |    | FIN-COURSE          | ENDSCHALTER                | LIMIT SWITCH       |
| 3   | C-01414-52        | 2        |     |     |    | INTERRUPTEUR        | SCHALTER                   | SWITCH             |
| 4   | B-57510-13        | 1        |     |     |    | ECROU-PRESSE-ETOUPE | STOPFBUCHSENMUTTER         | PACKING GLAND      |
| 5   | M-65254-33        | 1        |     |     |    | JOINT               | DICHTUNG                   | SEAL               |
| 6   | F-82515-31        | 1        |     |     |    | PORTE               | TUER                       | DOOR               |
| 7   | D-02326-02        | 4        |     |     |    | PLAQUE              | PLATTE                     | PLATE              |
| 8   | W-04345-82        | 4        | 200 |     |    | VIS                 | SCHRAUBE                   | SCREW              |
| 9   | V-00350-02        | 4        |     |     |    | ECROU               | MUTTER                     | NUT                |
| 10  | A-37460-33        | 4        |     |     |    | RONDELLE            | SCHEIBE                    | WASHER             |
| 11  | N-65254-34        | 1        |     |     |    | JOINT-D'ETANCHEITE  | DICHTUNG                   | SEAL               |
| 12  | B-03304-19        | 1        |     | 2   |    | COUVERCLE           | DECKEL                     | COVER PLATE        |
| 13  | T-06444-77        | 1        |     |     |    | JOINT-TORE          | O-RING-DICHTUNG            | O-RING-SEAL        |
| 14  | B-01328-03        | 1        |     |     |    | CLE                 | SCHLUESSEL                 | SPANNER            |
| 15  | E-20281-44        | 1        |     |     |    | VIS                 | SCHRAUBE                   | SCREW              |
| 16  | C-92515-45        | 1        |     |     |    | TOLE                | BLECH                      | PLATE              |
| 17  |                   | 1        |     |     |    | ADHESIF             | AUFKLEBER                  | ADHESIVE           |



*Original parts or parts validated by POTAIN = SAFETY*


| REP | REFERENCE  | QTE | QML | PRE | SY | DESIGNATION                     | DESCRIPTION      |
|-----|------------|-----|-----|-----|----|---------------------------------|------------------|
|     |            | 1   |     |     |    | <b>POULIE COMPL D420/490X64</b> | <b>PULLEY</b>    |
| 1   | K-21386-18 | 1   |     | 2   |    | POULIE D420/490X64 EQU          | PULLEY           |
| 2   |            | 1   |     | 2   | SA | POULIE D420/490 R9,5 NUE        | PULLEY           |
| 3   | L-99110-78 | 1   |     |     |    | MOYEU INT. POULIE D420          | HUB              |
| 4   | C-00363-42 | 2   |     |     |    | ANNEAU-D'ARRET 110 E            | LOCKING RING     |
| 5   | M-06398-94 | 1   |     | 2   |    | ROULEMENT NNF 5014 ADA          | BEARING          |
| 6   | Q-00363-31 | 1   |     |     |    | ANNEAU-D'ARRET 70 E             | LOCKING RING     |
| 7   | K-01276-59 | 2   |     |     |    | AXE 20X115 C                    | PIN              |
| 8   | H-00355-42 | 4   |     |     |    | GOUPILLE-V 5X45 NFE27487        | SPLIT PIN        |
| 9   | N-30285-60 | 2   |     |     | DA | ENTRETOISE 70 EP3,2 L37         | SPACER           |
| 10  | R-00459-23 | 2   |     |     |    | RONDELLE-FREIN-LANG 50          | NUT LOCK         |
| 11  | E-01345-54 | 2   |     |     |    | ECROU-A-ENCOCHES M50X1,5        | SLOTTED NUT      |
| 12  | N-01280-76 | 1   |     |     |    | AXE-EPAULE D60 FILETE           | SHOULDERED SHAFT |

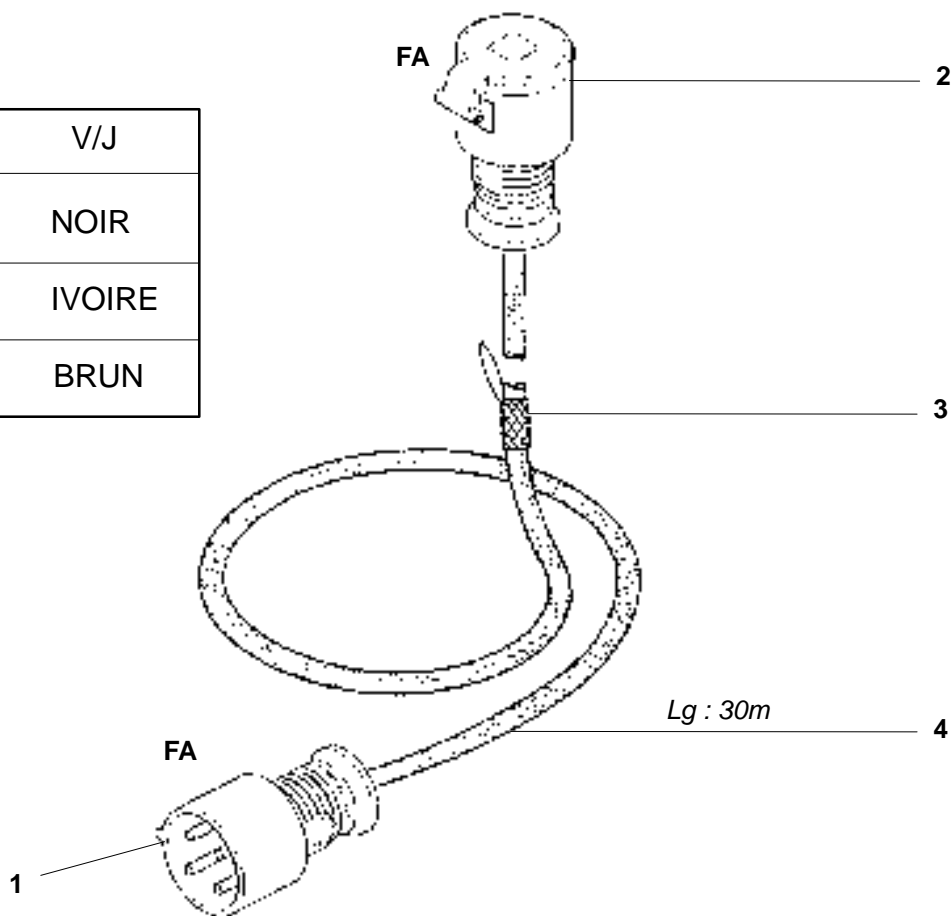


*Original parts or parts validated by POTAIN = SAFETY*

| REP | REFERENCE      | QTE | QML | PRE | SY | DESIGNATION | BEZEICHNUNG | DESCRIPTION |
|-----|----------------|-----|-----|-----|----|-------------|-------------|-------------|
|     |                | 1   |     |     |    | CABLE       | SEIL        | ROPE        |
| 1   | 13R-0100-049-0 | 1   |     |     |    | CABLE       | SEIL        | ROPE        |



|   |        |
|---|--------|
|  | V/J    |
| L1  | NOIR   |
| L2  | IVOIRE |
| L3  | BRUN   |

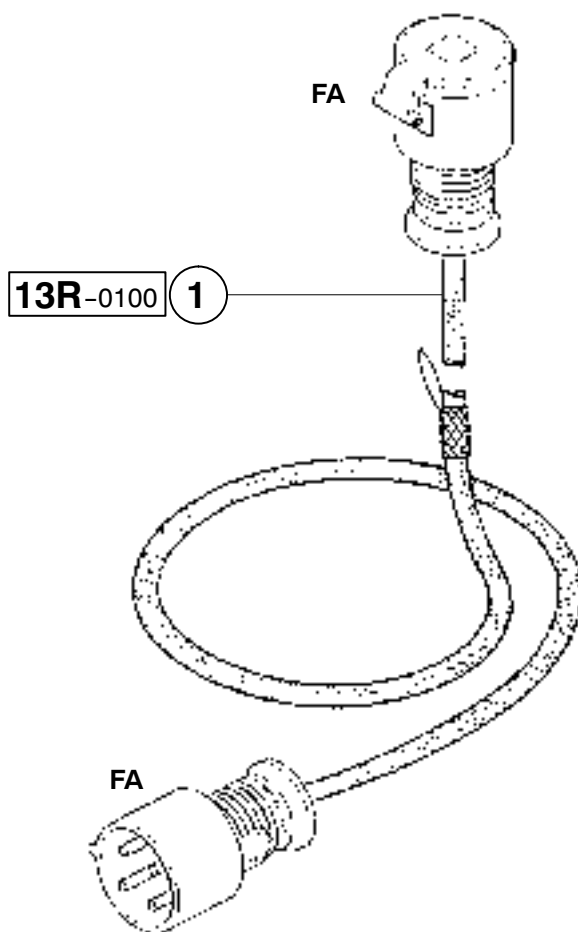


*Original parts or parts validated by POTAIN = SAFETY*

| REP | REFERENCE         | QTE      | QML | PRE | SY | DESIGNATION  | BEZEICHNUNG     | DESCRIPTION        |
|-----|-------------------|----------|-----|-----|----|--------------|-----------------|--------------------|
|     | <b>M-71522-52</b> | <b>1</b> |     |     |    | <b>CABLE</b> | <b>SEIL</b>     | <b>ROPE</b>        |
| 1   | M-02407-06        | 1        |     | 2   |    | CONNECTEUR   | STECKVERBINDUNG | CONNECTOR          |
| 2   | E-02407-45        | 1        |     | 2   |    | CONNECTEUR   | STECKVERBINDUNG | CONNECTOR          |
| 3   | X-01368-94        | 2        |     |     |    | TIRE-CABLE   | KABELSTRUMPF    | CABLE PULLING GRIP |
| 4   | J-10045-10        | 30       |     |     | LA | CABLE        | SEIL            | ROPE               |


PIECES DE RECHANGE  
 ERSATZTEILE  
 SPARE PARTS

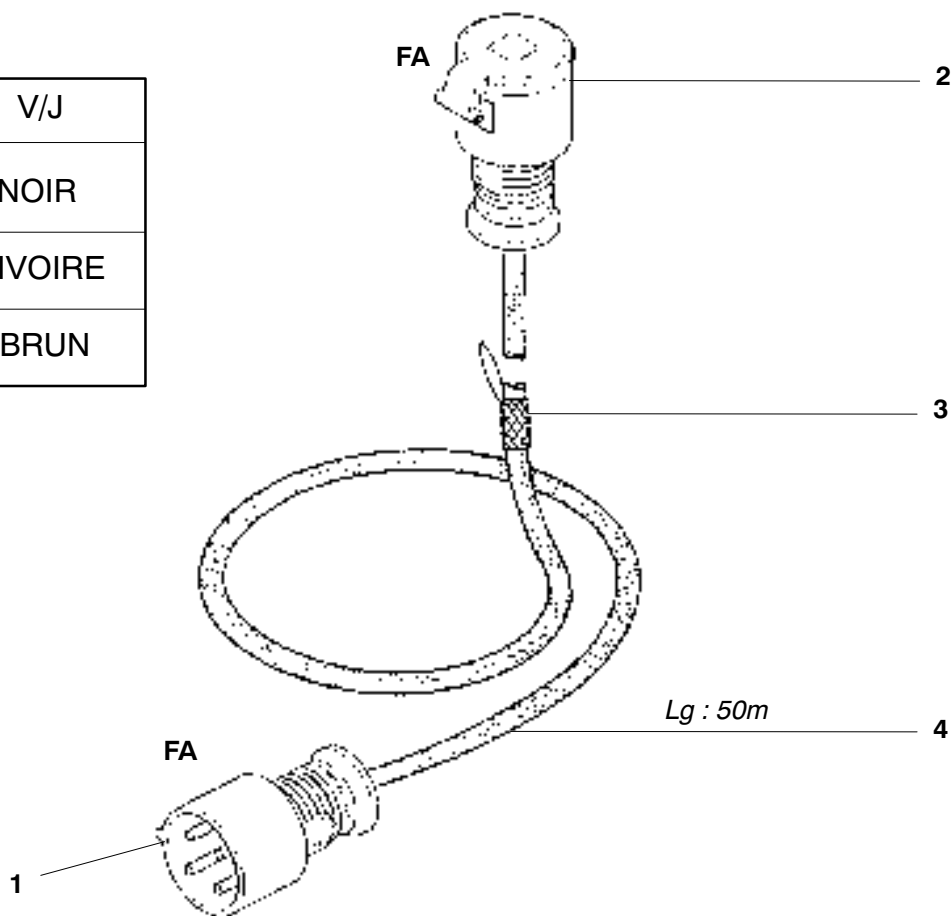
PROLONGATEUR  
 VERLAENGERUNGSKABEL  
 EXTENSION CABLE



*Original parts or parts validated by POTAIN = SAFETY*

| REP | REFERENCE      | QTE | QML | PRE | SY | DESIGNATION | BEZEICHNUNG | DESCRIPTION |
|-----|----------------|-----|-----|-----|----|-------------|-------------|-------------|
|     |                | 1   |     |     |    | CABLE       | SEIL        | ROPE        |
| 1   | 13R-0100-054-0 | 1   |     |     |    | CABLE       | SEIL        | ROPE        |

|   |        |
|---|--------|
|  | V/J    |
| L1  | NOIR   |
| L2  | IVOIRE |
| L3  | BRUN   |

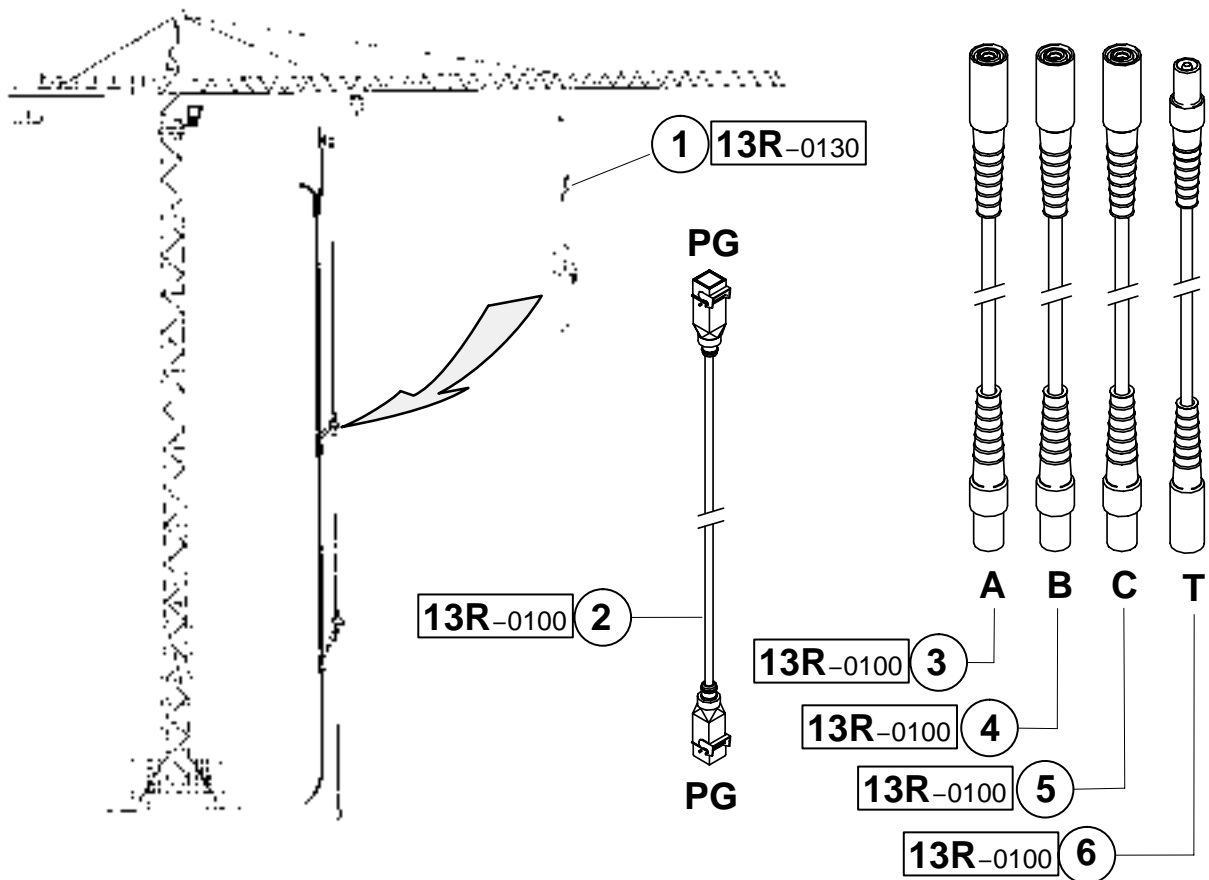


*Original parts or parts validated by POTAIN = SAFETY*

| REP | REFERENCE         | QTE      | QML | PRE | SY | DESIGNATION  | BEZEICHNUNG     | DESCRIPTION        |
|-----|-------------------|----------|-----|-----|----|--------------|-----------------|--------------------|
|     | <b>N-71522-53</b> | <b>1</b> |     |     |    | <b>CABLE</b> | <b>SEIL</b>     | <b>ROPE</b>        |
| 1   | M-02407-06        | 1        |     |     | 2  | CONNECTEUR   | STECKVERBINDUNG | CONNECTOR          |
| 2   | E-02407-45        | 1        |     |     | 2  | CONNECTEUR   | STECKVERBINDUNG | CONNECTOR          |
| 3   | X-01368-94        | 2        |     |     |    | TIRE-CABLE   | KABELSTRUMPF    | CABLE PULLING GRIP |
| 4   | J-10045-10        | 50       |     |     | LA | CABLE        | SEIL            | ROPE               |

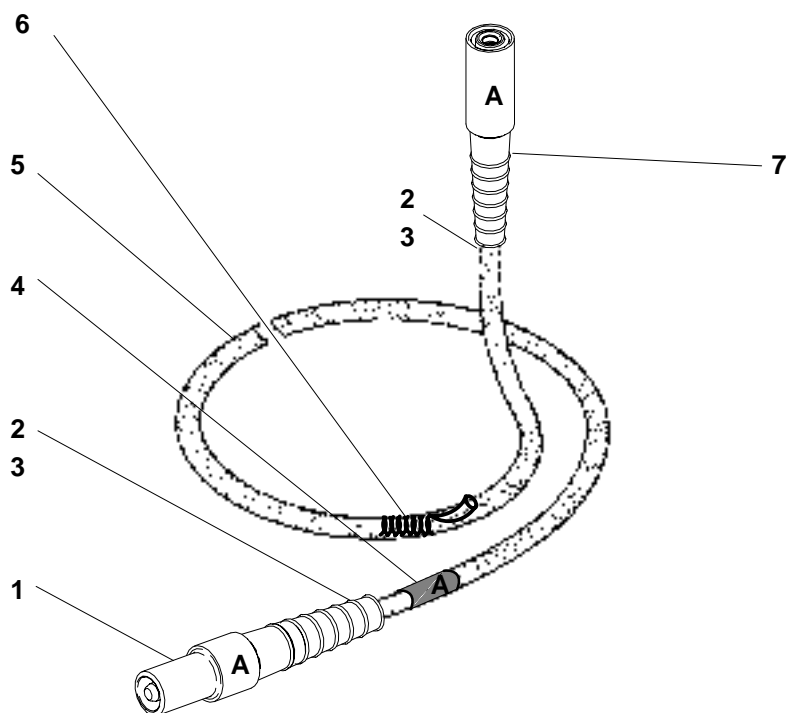
PIECES DE RECHANGE  
 ERSATZTEILE  
 SPARE PARTS

PROLONGATEUR  
 VERLAENGERUNGSKABEL  
 EXTENSION CABLE



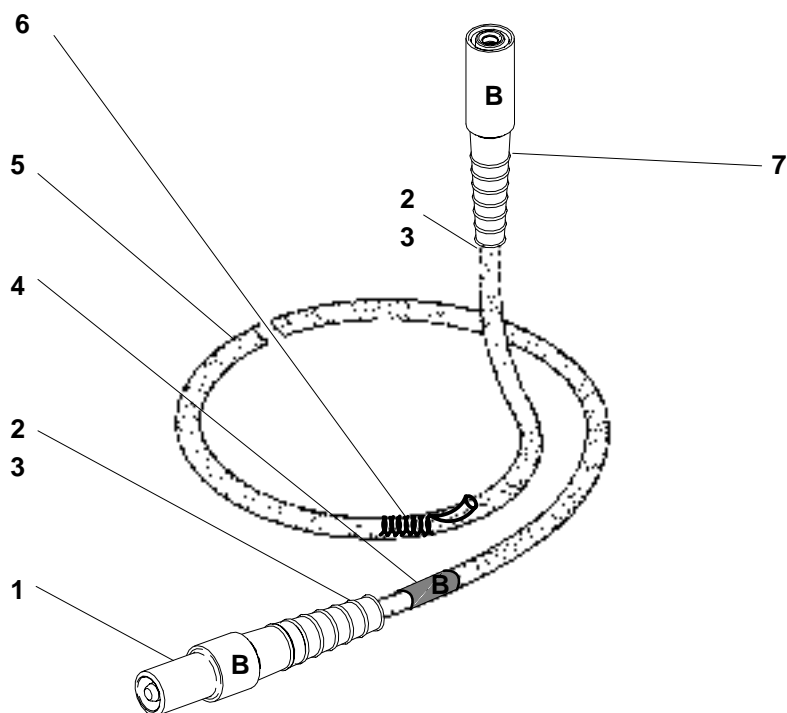
*Original parts or parts validated by POTAIN = SAFETY*

| REP | REFERENCE         | QTE      | QML | PRE | SY | DESIGNATION         | BEZEICHNUNG                | DESCRIPTION            |
|-----|-------------------|----------|-----|-----|----|---------------------|----------------------------|------------------------|
|     | <b>S-78522-16</b> | <b>1</b> |     |     |    | <b>PROLONGATEUR</b> | <b>VERLAENGERUNGSKABEL</b> | <b>EXTENSION CABLE</b> |
| 1   | 13R-0130-008-0    | 1        |     |     |    | ELINGUE             | SEILSCHLINGE               | SLING                  |
| 2   | 13R-0100-085-0    | 1        |     |     |    | CABLE-ELEC          | ELEKTR. KABEL              | ELECTRIC CABLE         |
| 3   | 13R-0100-016-0    | 1        |     |     |    | CABLE               | SEIL                       | ROPE                   |
| 4   | 13R-0100-017-0    | 1        |     |     |    | CABLE               | SEIL                       | ROPE                   |
| 5   | 13R-0100-018-0    | 1        |     |     |    | CABLE               | SEIL                       | ROPE                   |
| 6   | 13R-0100-019-0    | 1        |     |     |    | CABLE               | SEIL                       | ROPE                   |



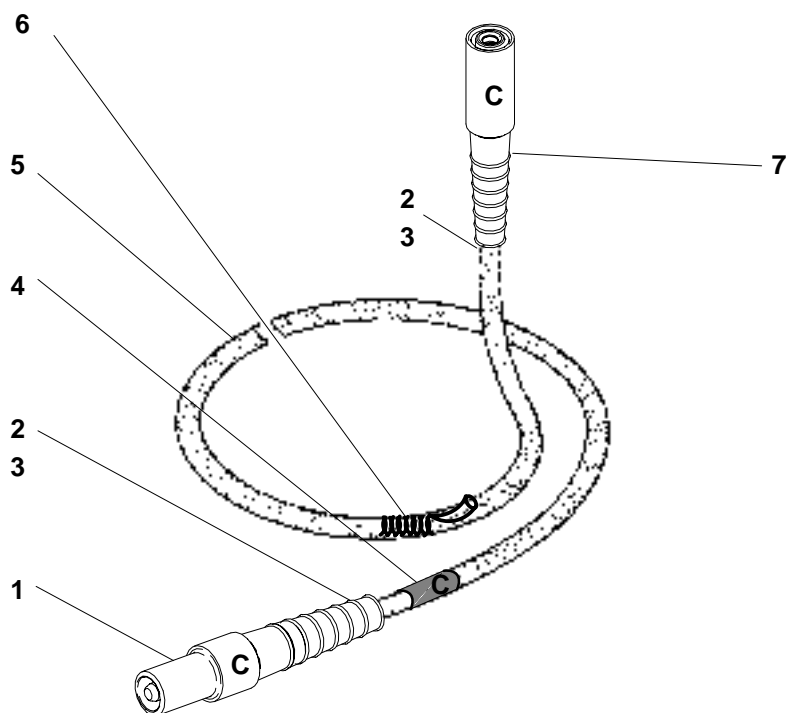
*Original parts or parts validated by POTAIN = SAFETY*

| REP | REFERENCE         | QTE      | QML | PRE | SY | DESIGNATION       | BEZEICHNUNG          | DESCRIPTION           |
|-----|-------------------|----------|-----|-----|----|-------------------|----------------------|-----------------------|
|     | <b>P-65522-53</b> | <b>1</b> |     |     |    | <b>CABLE-ELEC</b> | <b>ELEKTR. KABEL</b> | <b>ELECTRIC CABLE</b> |
| 1   | N-21407-37        | 1        |     | 2   |    | CONNECTEUR        | STECKVERBINDUNG      | CONNECTOR             |
| 2   | T-21407-42        | 2        |     |     |    | MANCHON           | MUFFE                | SLEEVE                |
| 3   | L-01036-94        | 2        | 25  |     |    | GAINE-THERMO      | SCHRUMPFSCHLAUCH     | SHRINKDOWN PLAST TUB  |
| 5   | W-16045-92        | 30       |     |     | LA | CABLE             | SEIL                 | ROPE                  |
| 6   | N-03368-93        | 2        |     |     |    | TIRE-CABLE        | KABELSTRUMPF         | CABLE PULLING GRIP    |
| 7   | S-21407-41        | 1        |     | 2   |    | CONNECTEUR        | STECKVERBINDUNG      | CONNECTOR             |



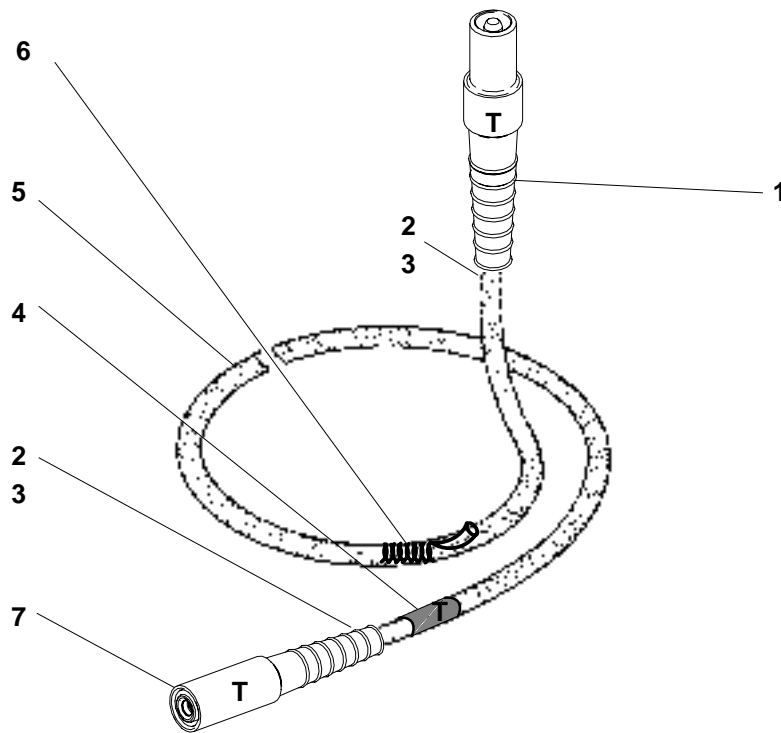
*Original parts or parts validated by POTAIN = SAFETY*

| REP | REFERENCE         | QTE      | QML | PRE | SY | DESIGNATION       | BEZEICHNUNG          | DESCRIPTION           |
|-----|-------------------|----------|-----|-----|----|-------------------|----------------------|-----------------------|
|     | <b>Q-65522-54</b> | <b>1</b> |     |     |    | <b>CABLE-ELEC</b> | <b>ELEKTR. KABEL</b> | <b>ELECTRIC CABLE</b> |
| 1   | N-21407-37        | 1        |     | 2   |    | CONNECTEUR        | STECKVERBINDUNG      | CONNECTOR             |
| 2   | T-21407-42        | 2        |     |     |    | MANCHON           | MUFFE                | SLEEVE                |
| 3   | L-01036-94        | 2        | 25  |     |    | GAINE-THERMO      | SCHRUMPFSCHLAUCH     | SHRINKDOWN PLAST TUB  |
| 5   | W-16045-92        | 30       |     |     | LA | CABLE             | SEIL                 | ROPE                  |
| 6   | N-03368-93        | 2        |     |     |    | TIRE-CABLE        | KABELSTRUMPF         | CABLE PULLING GRIP    |
| 7   | S-21407-41        | 1        |     | 2   |    | CONNECTEUR        | STECKVERBINDUNG      | CONNECTOR             |



*Original parts or parts validated by POTAIN = SAFETY*

| REP | REFERENCE         | QTE      | QML | PRE | SY | DESIGNATION       | BEZEICHNUNG          | DESCRIPTION           |
|-----|-------------------|----------|-----|-----|----|-------------------|----------------------|-----------------------|
|     | <b>R-65522-55</b> | <b>1</b> |     |     |    | <b>CABLE-ELEC</b> | <b>ELEKTR. KABEL</b> | <b>ELECTRIC CABLE</b> |
| 1   | N-21407-37        | 1        |     | 2   |    | CONNECTEUR        | STECKVERBINDUNG      | CONNECTOR             |
| 2   | T-21407-42        | 2        |     |     |    | MANCHON           | MUFFE                | SLEEVE                |
| 3   | L-01036-94        | 2        | 25  |     |    | GAINE-THERMO      | SCHRUMPFSCHLAUCH     | SHRINKDOWN PLAST TUB  |
| 5   | W-16045-92        | 30       |     |     | LA | CABLE             | SEIL                 | ROPE                  |
| 6   | N-03368-93        | 2        |     |     |    | TIRE-CABLE        | KABELSTRUMPF         | CABLE PULLING GRIP    |
| 7   | S-21407-41        | 1        |     | 2   |    | CONNECTEUR        | STECKVERBINDUNG      | CONNECTOR             |

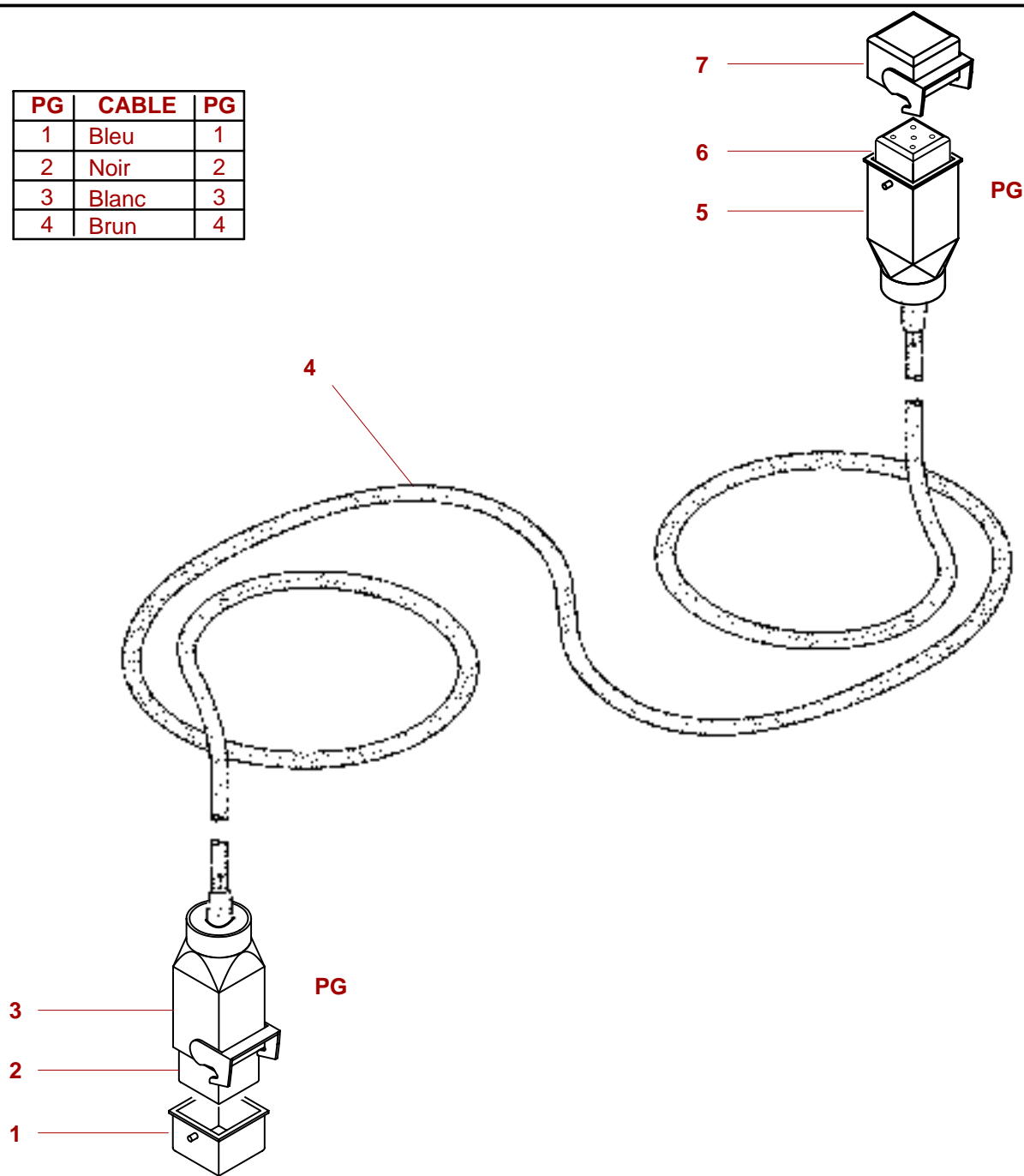


*Original parts or parts validated by POTAIN = SAFETY*

| REP | REFERENCE         | QTE      | QML | PRE | SY | DESIGNATION       | BEZEICHNUNG          | DESCRIPTION           |
|-----|-------------------|----------|-----|-----|----|-------------------|----------------------|-----------------------|
|     | <b>S-65522-56</b> | <b>1</b> |     |     |    | <b>CABLE-ELEC</b> | <b>ELEKTR. KABEL</b> | <b>ELECTRIC CABLE</b> |
| 1   | S-21407-41        | 1        |     |     | 2  | CONNECTEUR        | STECKVERBINDUNG      | CONNECTOR             |
| 2   | V-21407-44        | 2        |     |     |    | MANCHON           | MUFFE                | SLEEVE                |
| 3   | L-01036-94        | 2        | 25  |     |    | GAINE-THERMO      | SCHRUMPFSCHLAUCH     | SHRINKDOWN PLAST TUB  |
| 5   | U-16045-90        | 30       |     |     | LA | CABLE             | SEIL                 | ROPE                  |
| 6   | K-01368-59        | 2        |     |     |    | TIRE-CABLE        | KABELSTRUMPF         | CABLE PULLING GRIP    |
| 7   | N-21407-37        | 1        |     |     | 2  | CONNECTEUR        | STECKVERBINDUNG      | CONNECTOR             |

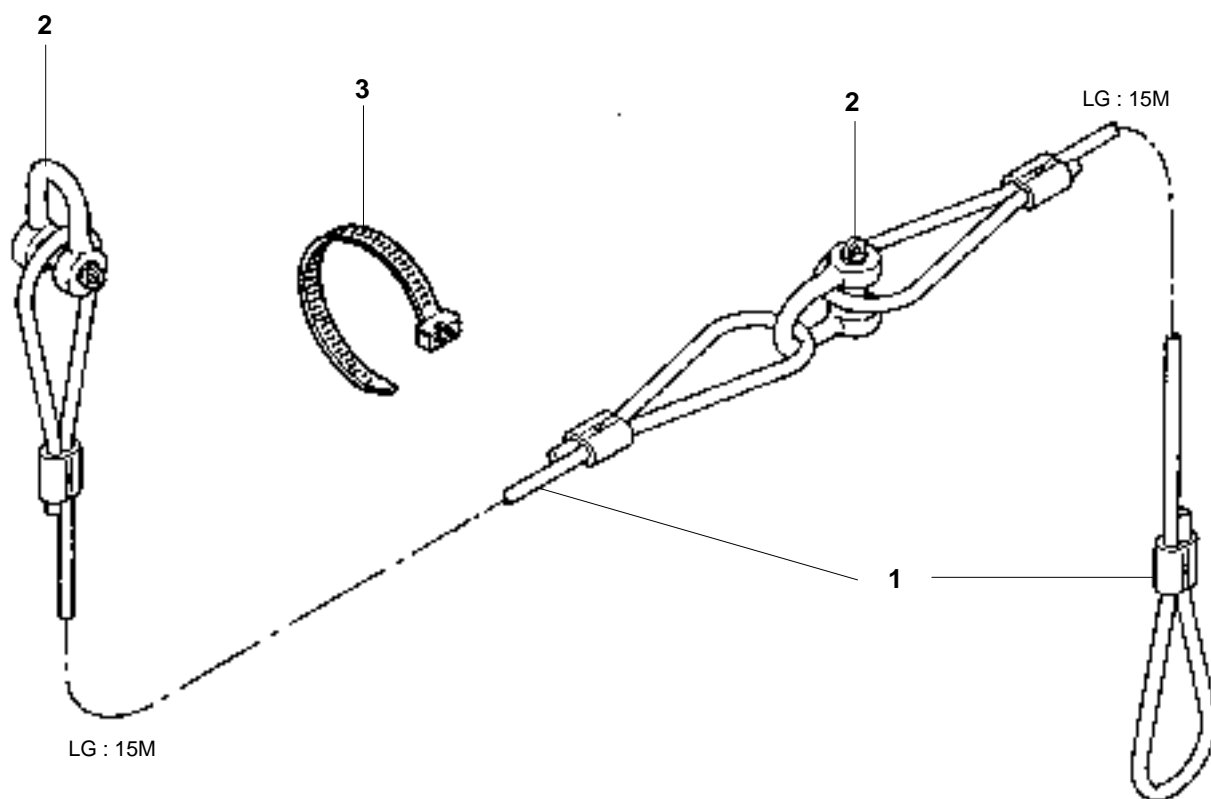


| PG | CABLE | PG |
|----|-------|----|
| 1  | Bleu  | 1  |
| 2  | Noir  | 2  |
| 3  | Blanc | 3  |
| 4  | Brun  | 4  |



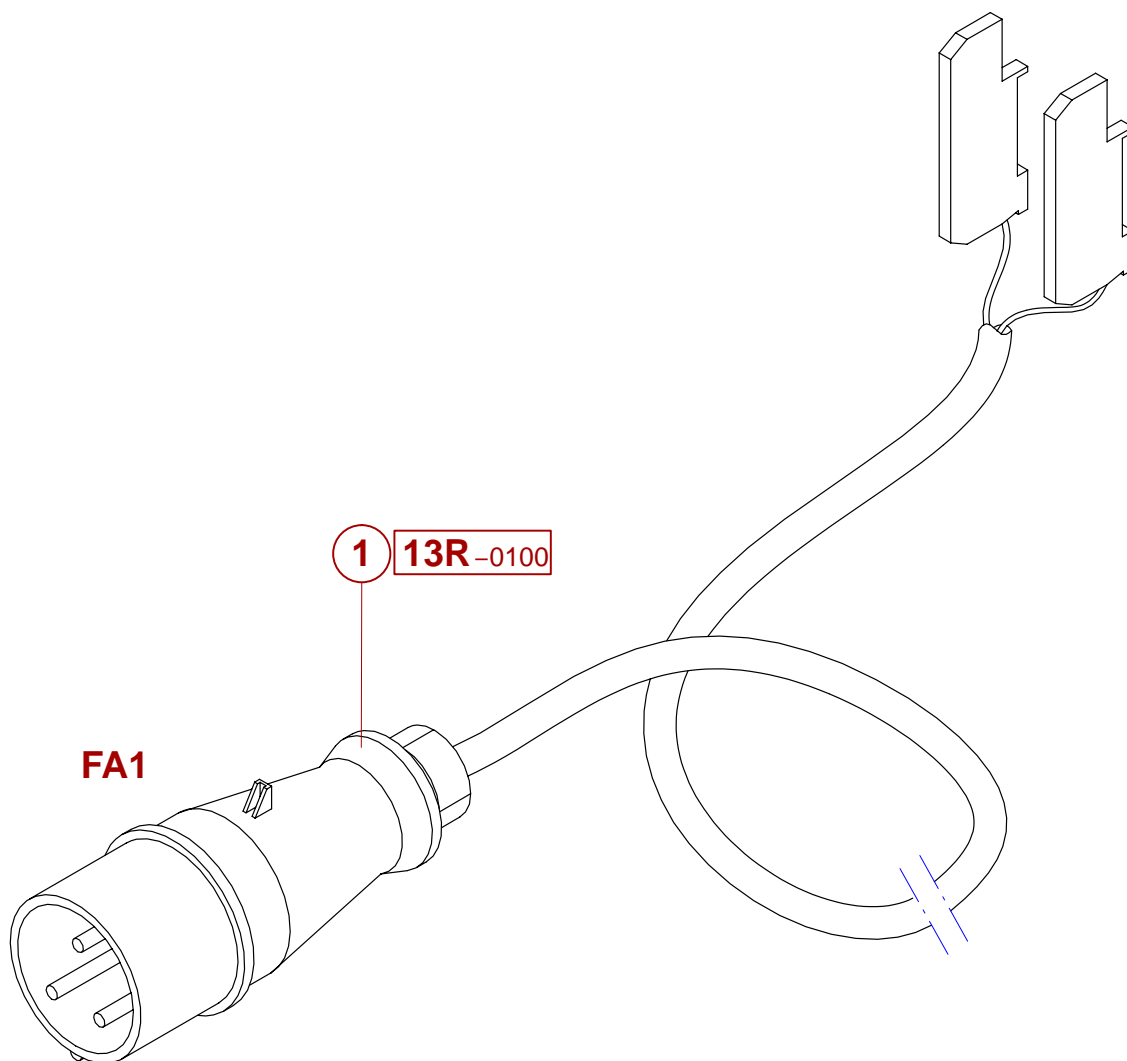
*Original parts or parts validated by POTAIN = SAFETY*

| REP | REFERENCE         | QTE      | QML | PRE | SY | DESIGNATION                  | DESCRIPTION            |
|-----|-------------------|----------|-----|-----|----|------------------------------|------------------------|
|     | <b>T-02667-71</b> | <b>1</b> |     |     |    | <b>CABLE-ELEC 4X1 PG 30M</b> | <b>ELECTRIC CABLE</b>  |
| 1   | T-62407-68        | 1        |     |     |    | COUVERCLE FERMETURE 4P+T     | COVER PLATE CONNECTION |
| 2   | X-62407-72        | 1        |     |     |    | PRISE FEMELLE 4P+T           | CONNECTION             |
| 3   | V-62407-70        | 1        |     |     |    | CAPOT DROIT 4P+T AVEC        | COVER                  |
| 4   | G-10045-08        | 30       |     |     | LA | CABLE U 750 CSV 30 4X1       | ROPE                   |
| 5   | U-62407-69        | 1        |     |     |    | CAPOT DROIT 4P+T             | COVER                  |
| 6   | Z-62407-73        | 1        |     |     |    | PRISE MALE 4P+T+JOINT        | CONNECTION             |
| 7   | F-62407-79        | 1        |     |     |    | COUVERCLE PRISES 4P+T        | COVER PLATE            |



*Original parts or parts validated by POTAIN = SAFETY*

| REP | REFERENCE  | QTE | QML | PRE | SY | DESIGNATION    | BEZEICHNUNG         | DESCRIPTION  |
|-----|------------|-----|-----|-----|----|----------------|---------------------|--------------|
|     |            | 1   |     |     |    | <b>ELINGUE</b> | <b>SEILSCHLINGE</b> | <b>SLING</b> |
| 1   | N-74313-12 | 2   |     |     |    | ELINGUE        | SEILSCHLINGE        | SLING        |
| 2   | Q-13369-12 | 2   |     |     |    | MANILLE        | SCHAEKEL            | SHACKLE      |
| 3   | N-00519-46 | 100 | 100 |     |    | COLLIER        | SHELLE              | COLLAR       |

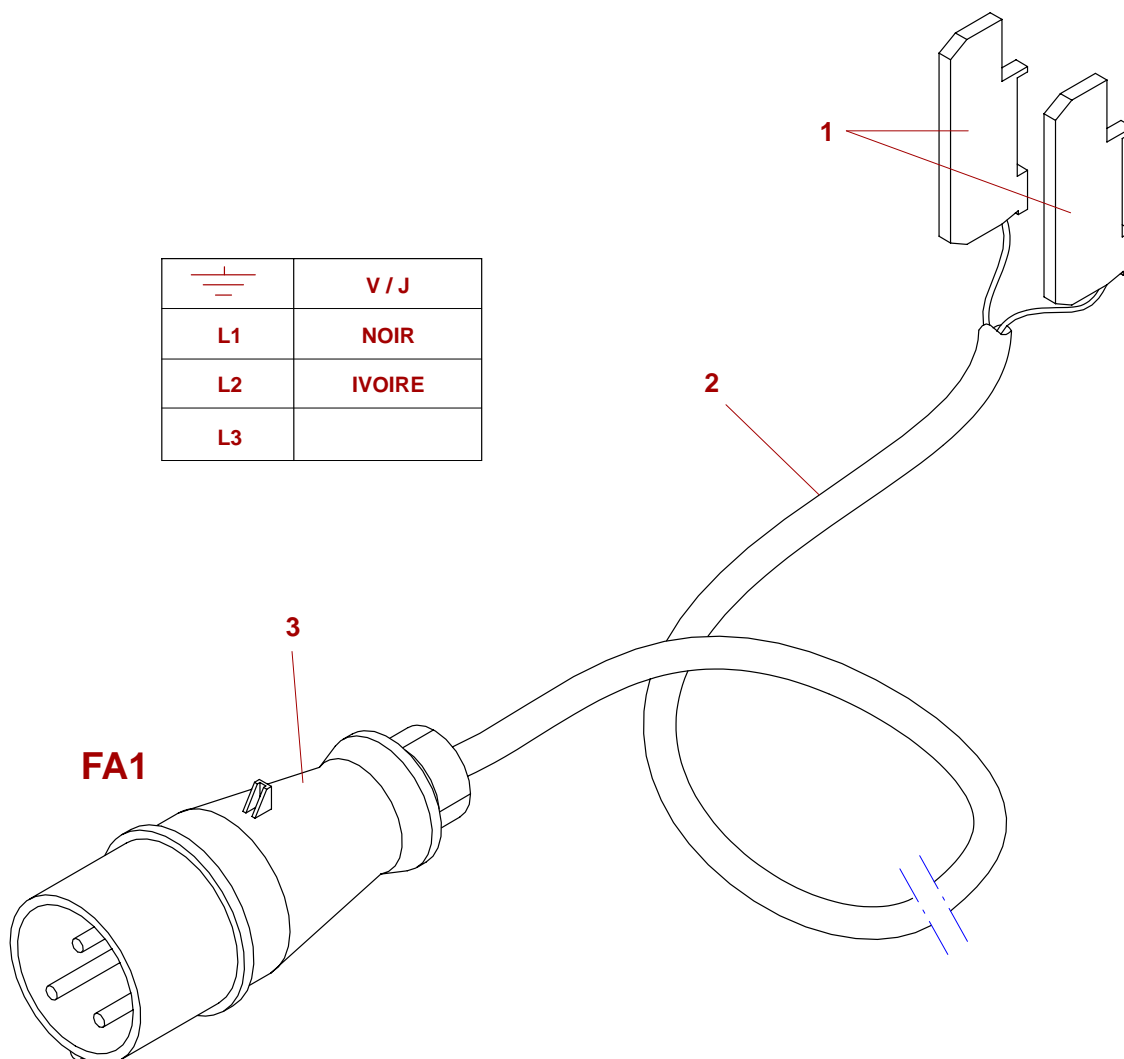



*Original parts or parts validated by POTAIN = SAFETY*

| REP | REFERENCE      | QTE | QML | PRE | SY | DESIGNATION | BEZEICHNUNG   | DESCRIPTION    |
|-----|----------------|-----|-----|-----|----|-------------|---------------|----------------|
|     | W-03667-55     | 1   |     |     |    | CABLE-ELEC  | ELEKTR. KABEL | ELECTRIC CABLE |
| 1   | 13R-0100-089-0 | 1   |     |     |    | CABLE-ELEC  | ELEKTR. KABEL | ELECTRIC CABLE |

PROLONGATEUR  
 VERLAENGERUNGSKABEL  
 EXTENSION CABLE

PIECES DE RECHANGE  
 ERSATZTEILE  
 SPARE PARTS



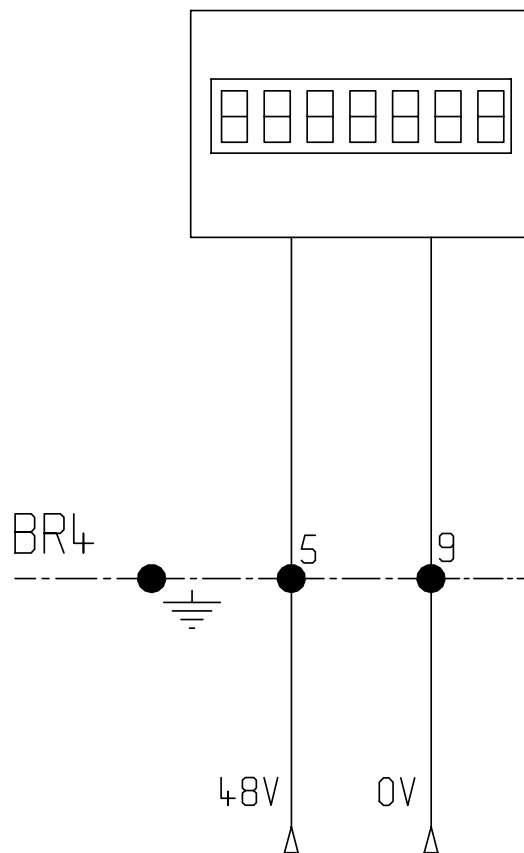
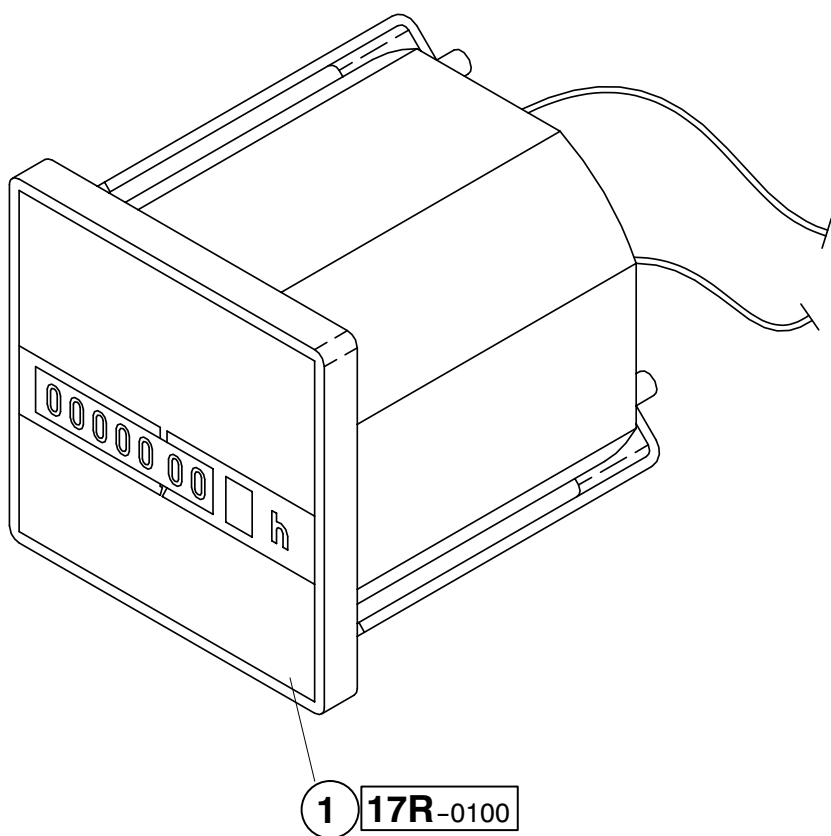
|   |        |
|---|--------|
|  | V / J  |
| L1  | NOIR   |
| L2  | IVOIRE |
| L3  |        |

*Original parts or parts validated by POTAIN = SAFETY*

| REP | REFERENCE  | QTE | QML | PRE | SY | DESIGNATION | BEZEICHNUNG     | DESCRIPTION    |
|-----|------------|-----|-----|-----|----|-------------|-----------------|----------------|
|     |            | 1   |     |     |    | CABLE-ELEC  | ELEKTR. KABEL   | ELECTRIC CABLE |
| 1   | V-11408-42 | 2   |     |     |    | BORNE       | ANSCHLUSSKLEMME | TERMINAL       |
| 2   | H-10045-09 | 35  |     | LA  |    | CABLE       | SEIL            | ROPE           |
| 3   | J-02407-72 | 1   |     | 2   |    | CONNECTEUR  | STECKVERBINDUNG | CONNECTOR      |

PIECES DE RECHANGE  
 ERSATZTEILE  
 SPARE PARTS

COMPLEMENT  
 ZUSATZTEILE  
 FITTINGS

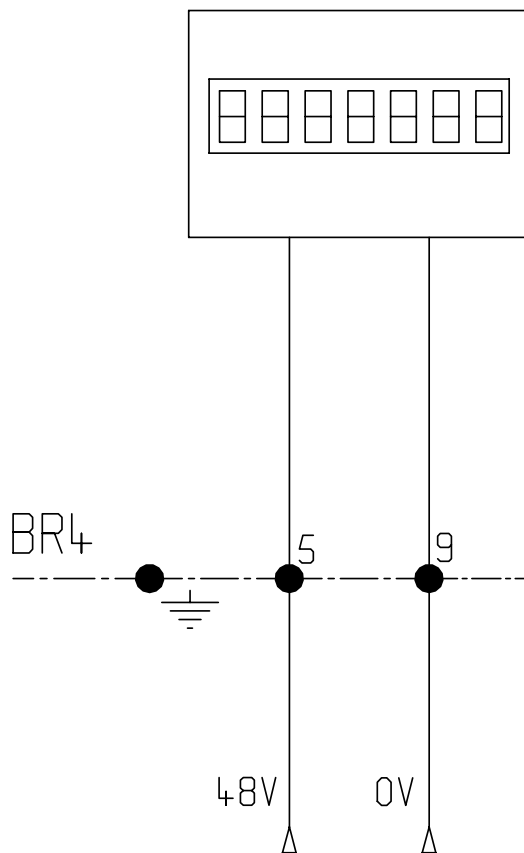
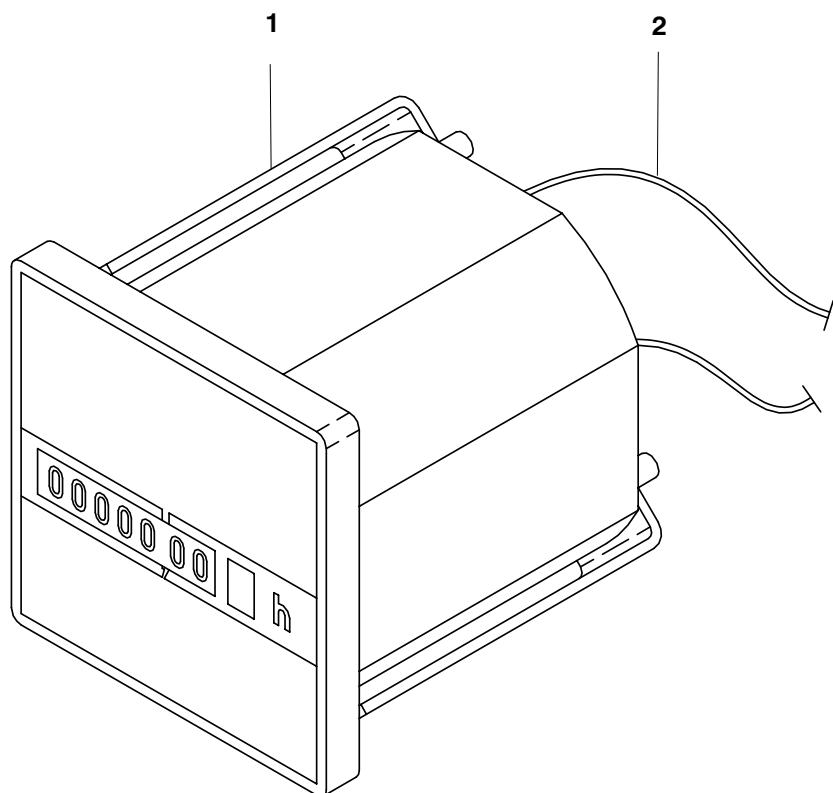


*Original parts or parts validated by POTAIN = SAFETY*

| REP | REFERENCE      | QTE | QML | PRE | SY | DESIGNATION | BEZEICHNUNG    | DESCRIPTION |
|-----|----------------|-----|-----|-----|----|-------------|----------------|-------------|
|     | E-06670-27     | 1   |     |     |    | OPTION      | SONDERZUBEHOER | OPTION      |
| 1   | 17R-0100-042-0 | 1   |     |     |    | COMPTEUR    | ZAEHLER        | COUNTER     |

COMPLEMENT  
ZUSATZTEILE  
FITTINGS

PIECES DE RECHANGE  
ERSATZTEILE  
SPARE PARTS

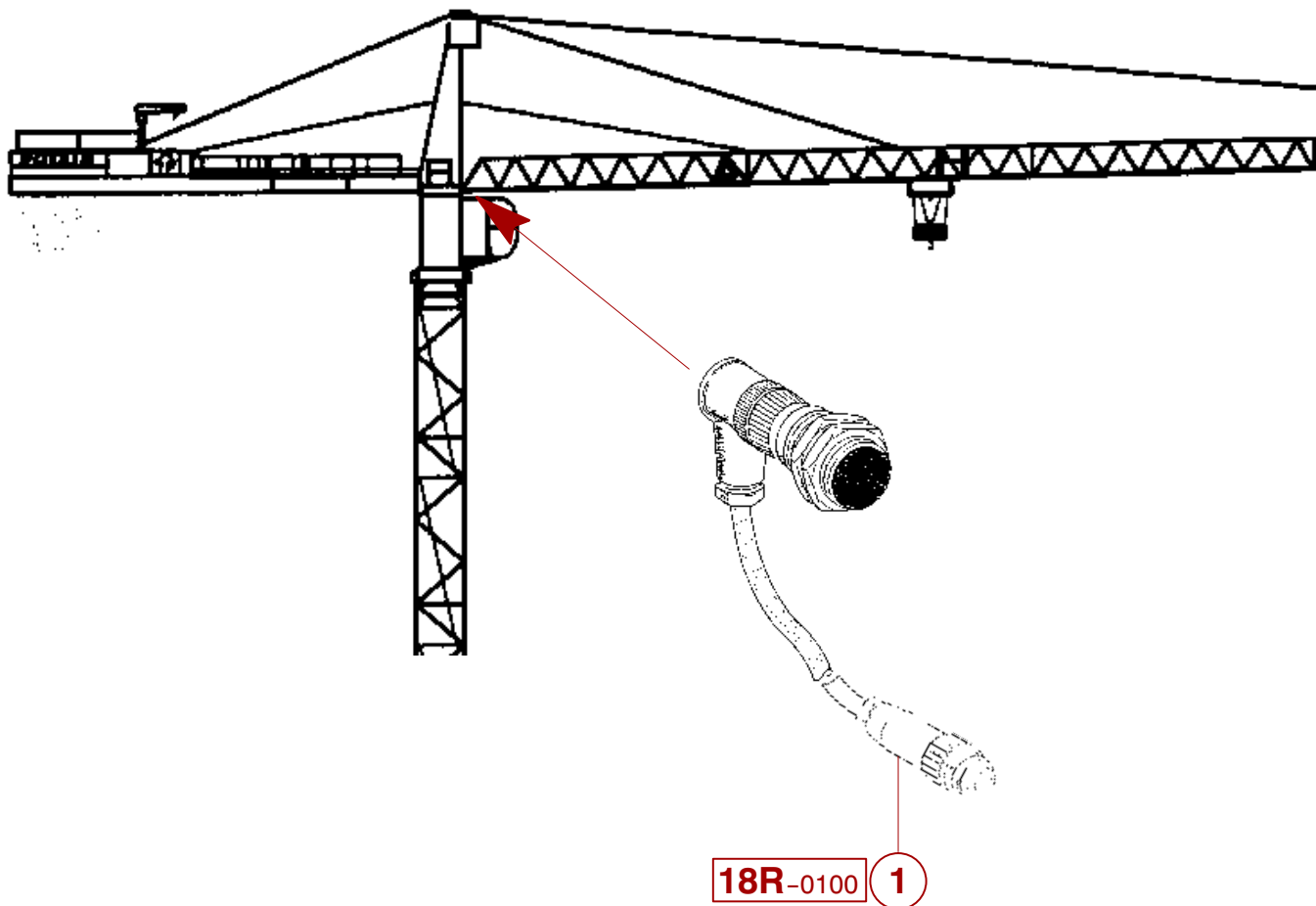


*Original parts or parts validated by POTAIN = SAFETY*

| REP | REFERENCE  | QTE | QML | PRE | SY | DESIGNATION | BEZEICHNUNG | DESCRIPTION |
|-----|------------|-----|-----|-----|----|-------------|-------------|-------------|
|     |            | 1   |     |     |    | COMPTEUR    | ZAEHLER     | COUNTER     |
| 1   | Q-28416-87 | 1   |     |     |    | COMPTEUR    | ZAEHLER     | COUNTER     |
| 2   | T-12045-04 | 3   |     | LA  |    | FIL         | DRAHT       | WIRE        |

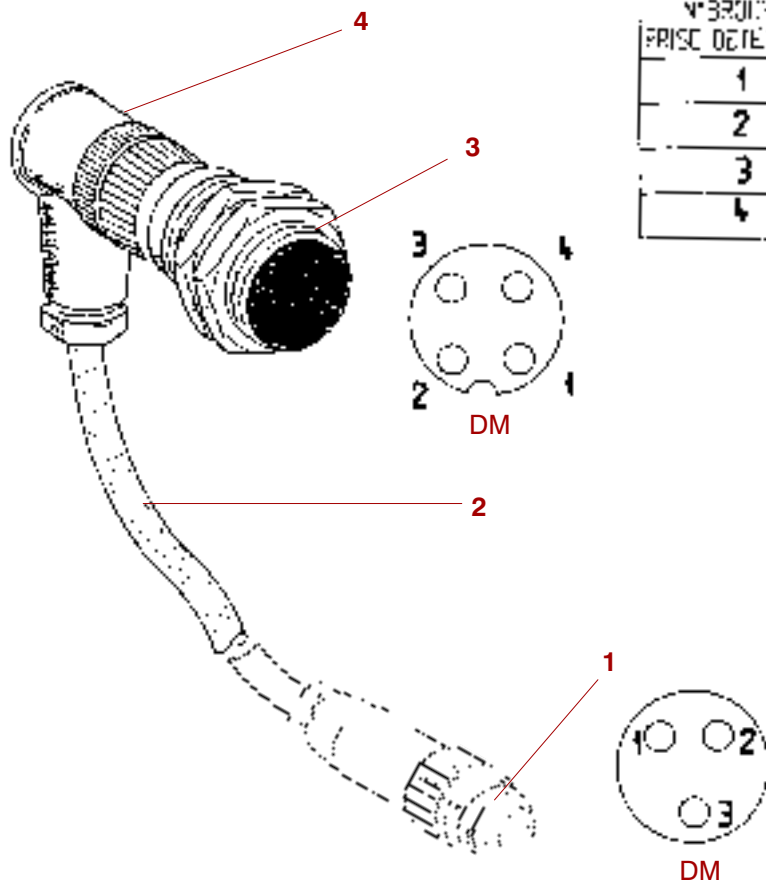
PIECES DE RECHANGE  
 ERSATZTEILE  
 SPARE PARTS

OPTION  
 SONDERZUBEHOER  
 OPTION



*Original parts or parts validated by POTAIN = SAFETY*

| REP | REFERENCE         | QTE      | QML | PRE | SY | DESIGNATION       | BEZEICHNUNG          | DESCRIPTION           |
|-----|-------------------|----------|-----|-----|----|-------------------|----------------------|-----------------------|
|     | <b>C-77522-44</b> | <b>1</b> |     |     |    | <b>CABLE-ELEC</b> | <b>ELEKTR. KABEL</b> | <b>ELECTRIC CABLE</b> |
| 1   | 18R-0100-060-0    | 1        |     |     |    | CAPTEUR           | MESSWERTGEBER        | SENSOR                |

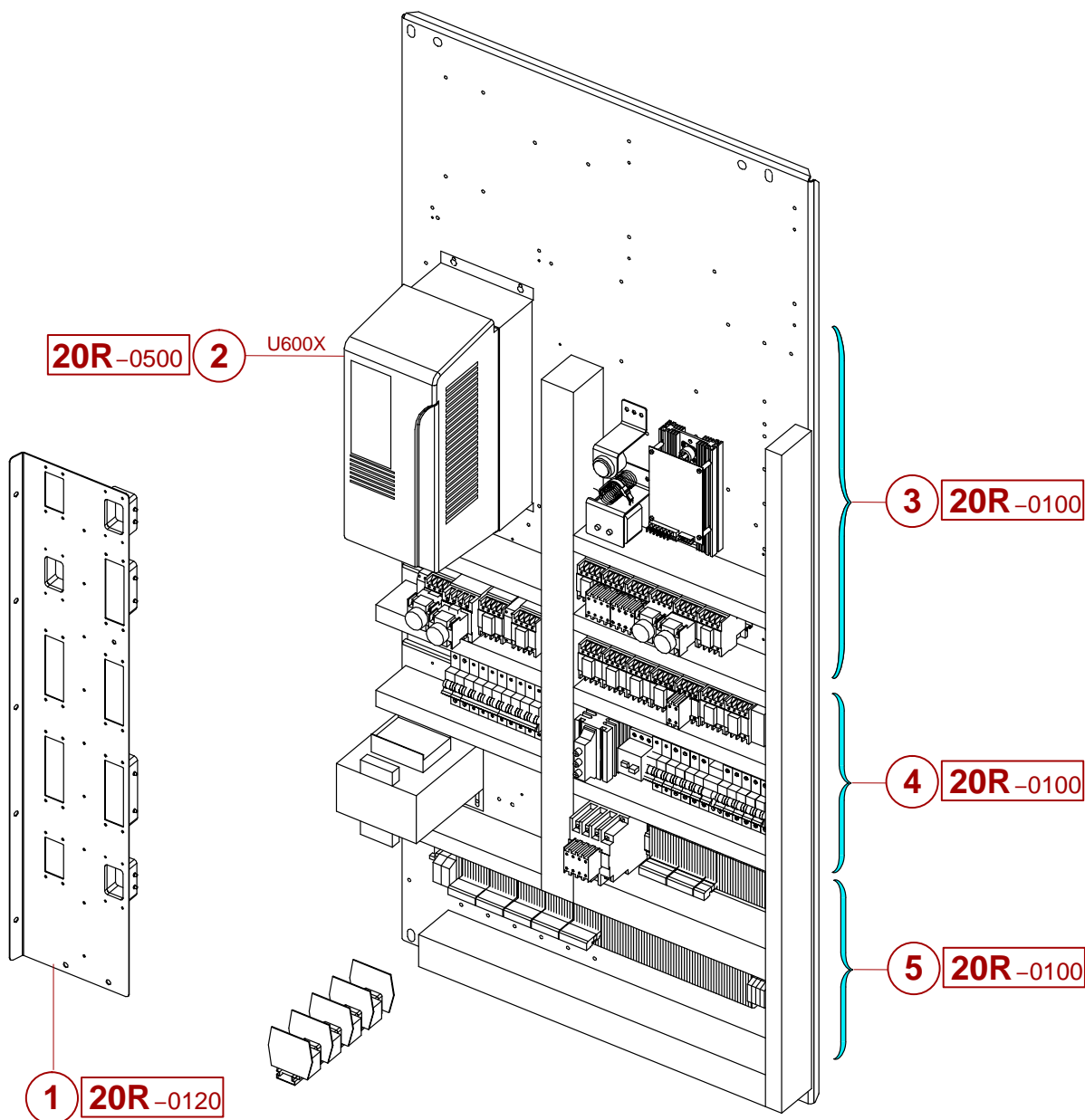


| N° BROCHE<br>PRISE DETECTEUR | N° BROCHE<br>PR. SE M | COULEUR FILS<br>CABLE |
|------------------------------|-----------------------|-----------------------|
| 1                            | 1                     | MARRON                |
| 2                            |                       |                       |
| 3                            | 2                     | BLANC                 |
| 4                            | 3                     | NOIR                  |

*Original parts or parts validated by POTAIN = SAFETY*

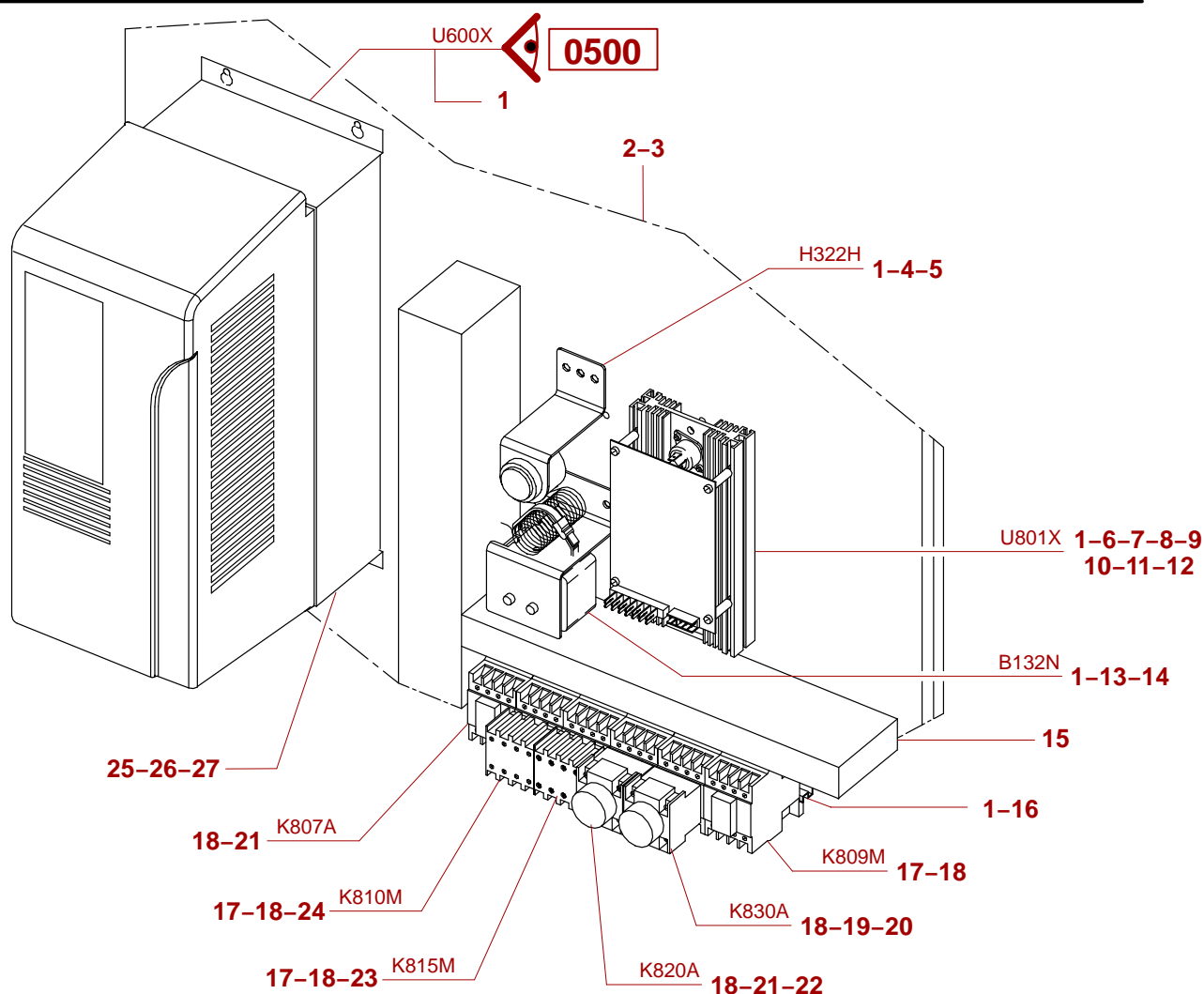
| REP | REFERENCE         | QTE      | QML | PRE | SY | DESIGNATION       | BEZEICHNUNG          | DESCRIPTION           |
|-----|-------------------|----------|-----|-----|----|-------------------|----------------------|-----------------------|
|     | <b>C-77522-44</b> | <b>1</b> |     |     |    | <b>CABLE-ELEC</b> | <b>ELEKTR. KABEL</b> | <b>ELECTRIC CABLE</b> |
| 1   | X-17407-53        | 1        |     | 3   |    | PRISE             | ANSCHLUSS            | CONNECTION            |
| 2   | H-00045-84        | 10       |     |     | LA | CABLE             | SEIL                 | ROPE                  |
| 3   | J-57413-83        | 1        |     |     |    | DETECTEUR         | DETEKTOR             | DETECTOR              |
| 4   | U-62407-92        | 1        |     |     |    | CONNECTEUR        | STECKVERBINDUNG      | CONNECTOR             |





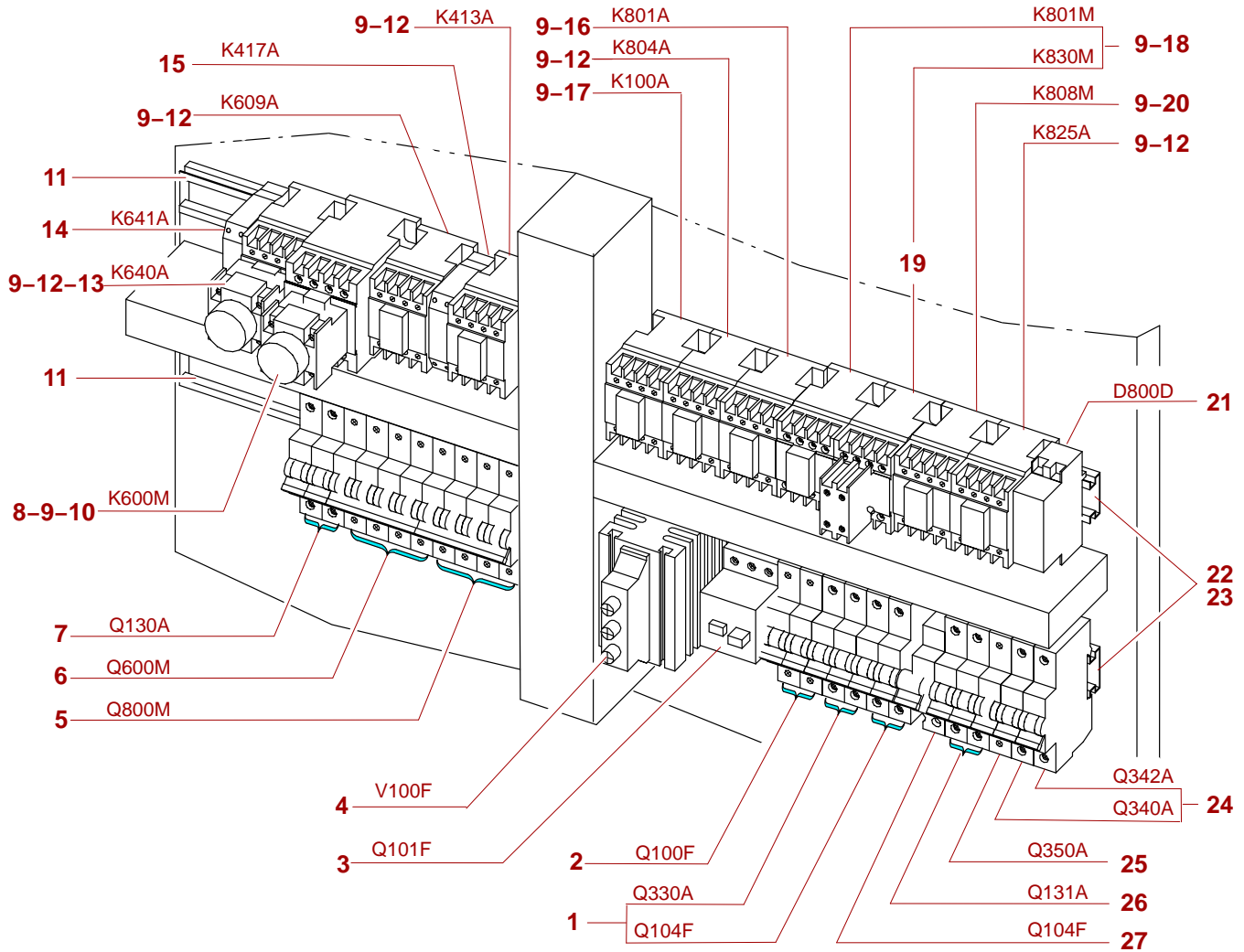
*Original parts or parts validated by POTAIN = SAFETY*

| REP | REFERENCE         | QTE      | QML | PRE | SY | DESIGNATION             | DESCRIPTION                 |
|-----|-------------------|----------|-----|-----|----|-------------------------|-----------------------------|
|     | <b>M-70666-23</b> | <b>1</b> |     |     |    | <b>EQUIPEMENT-ELECT</b> | <b>ELECTRICAL EQUIPMENT</b> |
| 1   | 20R-0120-022-0    | 1        |     |     |    | PLATINE CONNEXIONS EQU. | PLATE                       |
| 2   | 20R-0500-135-0    | 1        |     |     |    | BLOC-CONV ACS800 18,5KW | CONVERTER BLOCK             |
| 3   | 20R-0100-659-2    | 1        |     |     |    | EQUIPEMENT-ELECT RVF    | ELECTRICAL EQUIPMENT        |
| 4   | 20R-0100-660-1    | 1        |     |     |    | EQUIPEMENT-ELECT RVF    | ELECTRICAL EQUIPMENT        |
| 5   | 20R-0100-661-1    | 1        |     |     |    | EQUIPEMENT-ELECT RVF    | ELECTRICAL EQUIPMENT        |



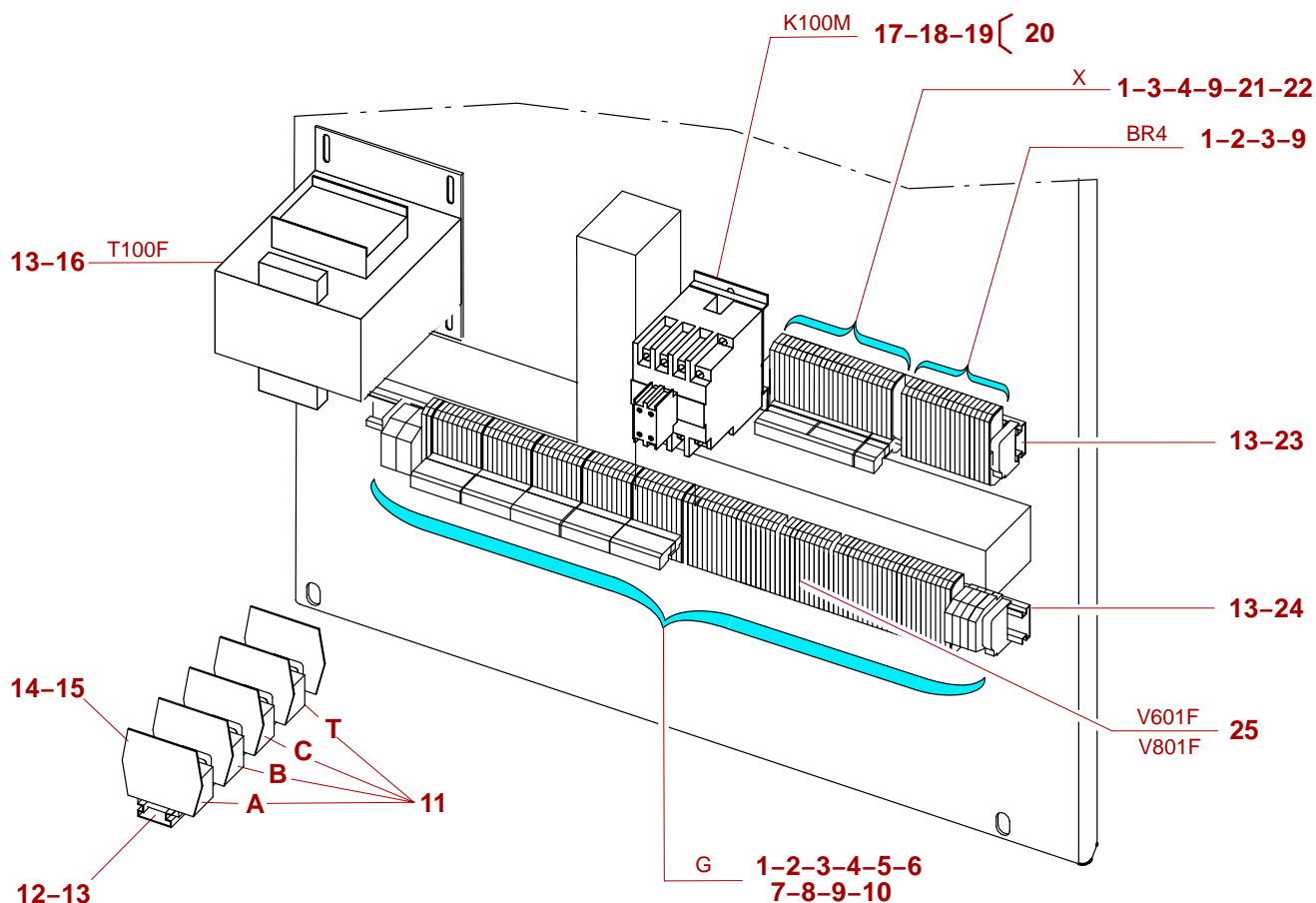
*Original parts or parts validated by POTAIN = SAFETY*

| REP | REFERENCE         | QTE      | QML | PRE | SY | DESIGNATION              | DESCRIPTION                 |
|-----|-------------------|----------|-----|-----|----|--------------------------|-----------------------------|
|     | <b>M-70666-23</b> | <b>1</b> |     |     |    | <b>EQUIPEMENT-ELECT</b>  | <b>ELECTRICAL EQUIPMENT</b> |
| 1   | X-11330-93        | 18       |     |     |    | VIS M6X12 SP             | SCREW                       |
| 2   | D-01669-14        | 1        |     |     |    | PLATINE-NUE 1740X770X20  | UNEQU. PLATE                |
| 3   | Q-18475-35        | 1        |     |     |    | PLAQUE CODE SERIE        | PLATE                       |
| 4   | M-13986-64        | 1        |     |     |    | TOLE SUPPORT BUZZER      | PLATE                       |
| 5   | R-53413-28        | 1        |     |     |    | AVERTISSEUR              | HORN                        |
| 6   | X-14406-72        | 1        |     | 3   |    | BLOC STATOR TRIAC TESTE  | BLOCK                       |
| 7   | K-15406-41        | 1        |     |     |    | BOITIER-REG VAC          |                             |
| 8   | S-05515-56        | 1        |     |     |    | ADHESIF ECLAIR SYNOP VAC | ADHESIVE                    |
| 9   | V-28414-85        | 8        |     |     |    | ENTRETOISE M4 L50        | SPACER                      |
| 10  | P-20407-80        | 1        |     |     |    | FICHE-FEMELLE            | PLUG-SOCKET                 |
| 11  | P-62407-87        | 1        |     |     |    | FICHE-FEMELLE 5PTS 5.08  | PLUG-SOCKET                 |
| 12  | G-65410-22        | 1        |     |     |    | PLAQUE BAKELITE          | PLATE                       |
| 13  | G-90410-07        | 1        |     |     |    | SUPPORT REGULATION       | SUPPORT                     |
| 14  | A-63418-13        | 1        |     | 1   |    | SONDE 0,20,40,50 DEGRES  | PROBE                       |
| 15  | M-50669-11        | 1        |     |     |    | LOT-DEBIT-GOULOTTE       | SET OF CABLE TROUGHS        |
| 16  | Z-02986-54        | 1        |     |     |    | PROFIL DIN 35 SP L250    | PROFILE                     |
| 17  | V-27411-59        | 3        |     | 1   |    | CONTACTEUR 3X12A+O B48V  | SWITCH                      |
| 18  | Z-28411-89        | 6        |     | 3   |    | BLOC RC 24-48V           | BLOCK                       |
| 19  | D-28411-47        | 1        |     | 1   |    | RELAIS-AUXILIAIRE 2F2OE7 | AUXILIARY RELAY             |
| 20  | F-11411-73        | 1        |     | 1   |    | TEMPORISATEUR R 0-3S     | TIME-DELAY                  |
| 21  | P-27411-76        | 2        |     | 1   |    | RELAIS-AUXILIAIRE 3F1OE7 | AUXILIARY RELAY             |
| 22  | K-11411-77        | 1        |     | 1   |    | TEMPORISATEUR T 0-3S     | TIME-DELAY                  |
| 23  | G-04411-46        | 1        |     | 3   |    | BLOC CONTACTS 4F FRONT   | BLOCK                       |
| 24  | G-11411-97        | 1        |     | 3   |    | BLOC CONTACT 3F+10 FRONT | BLOCK                       |
| 25  | X-22369-32        | 6        |     |     |    | COLLIER-DE-SERRAGE D8/15 | COLLAR-BAND                 |
| 26  | V-22369-30        | 4        |     |     |    | COLLIER-DE-SERRAGE       | COLLAR-BAND                 |
| 27  | L-22369-44        | 1        |     |     |    | COLLIER-DE-SERRAGE       | COLLAR-BAND                 |



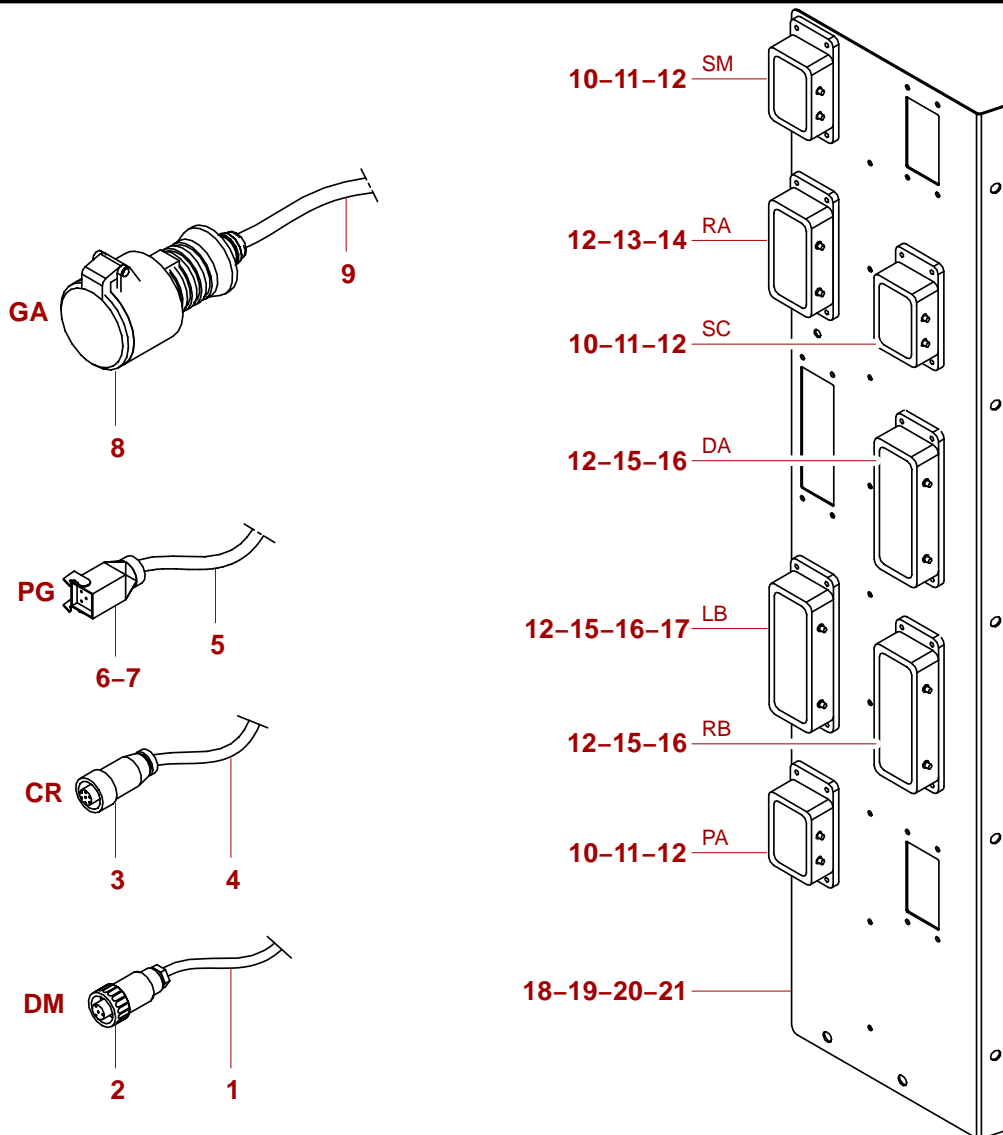
*Original parts or parts validated by POTAIN = SAFETY*

| REP | REFERENCE         | QTE      | QML | PRE | SY | DESIGNATION              | DESCRIPTION                 |
|-----|-------------------|----------|-----|-----|----|--------------------------|-----------------------------|
|     | <b>M-70666-23</b> | <b>1</b> |     |     |    | <b>EQUIPEMENT-ELECT</b>  | <b>ELECTRICAL EQUIPMENT</b> |
| 1   | V-18412-38        | 2        |     | 3   |    | DISJONCTEUR BIPOL 2A     | AUTOM.CIRCUITBREAKER        |
| 2   | G-63412-21        | 1        |     | 3   |    | DISJONCTEUR BIPOL 20A    | AUTOM.CIRCUITBREAKER        |
| 3   | A-13412-68        | 1        |     | 3   |    | DISJONCTEUR 9-14A TRI    | AUTOM.CIRCUITBREAKER        |
| 4   | H-55413-97        | 1        |     | 1   |    | REDRESSEUR 50A EQUIPE    | RECTIFIER                   |
| 5   | A-13412-91        | 1        |     | 3   |    | DISJONCTEUR TETRA 25A    | AUTOM.CIRCUITBREAKER        |
| 6   | C-13412-93        | 1        |     | 3   |    | DISJONCTEUR TETRA 50A    | AUTOM.CIRCUITBREAKER        |
| 7   | T-18412-36        | 1        |     | 3   |    | DISJONCTEUR BIPOL 6A     | AUTOM.CIRCUITBREAKER        |
| 8   | U-33411-59        | 1        |     | 1   |    | CONTACTEUR 3X32A+F B48V  | SWITCH                      |
| 9   | Z-28411-89        | 11       |     | 3   |    | BLOC RC 24-48V           | BLOCK                       |
| 10  | H-04411-47        | 1        |     | 1   |    | TEMPORISATEUR TRAVAIL    | TIME-DELAY                  |
| 11  | V-02986-51        | 2        |     |     |    | PROFIL DIN 35 SP L300    | PROFILE                     |
| 12  | P-27411-76        | 5        |     | 1   |    | RELAIS-AUXILIAIRE 3F10E7 | AUXILIARY RELAY             |
| 13  | F-11411-73        | 1        |     | 1   |    | TEMPORISATEUR R 0-3S     | TIME-DELAY                  |
| 14  | Q-11408-14        | 1        |     |     |    | BORNE RELAIS 48V 8A      | TERMINAL                    |
| 15  | D-11408-49        | 1        |     |     |    | BORNE RELAIS 24V CC 2RT  | TERMINAL                    |
| 16  | D-28411-47        | 1        |     | 1   |    | RELAIS-AUXILIAIRE 2F20E7 | AUXILIARY RELAY             |
| 17  | Q-27411-77        | 1        |     | 1   |    | RELAIS-AUXILIAIRE 4F E7  | AUXILIARY RELAY             |
| 18  | X-27411-61        | 2        |     | 1   |    | CONTACTEUR 3X18A+O B48V  | SWITCH                      |
| 19  | E-04411-44        | 1        |     | 3   |    | BLOC CONTACTS F + O      | BLOCK                       |
| 20  | V-27411-59        | 1        |     | 1   |    | CONTACTEUR 3X12A+O B48V  | SWITCH                      |
| 21  | F-28411-03        | 1        |     | 1   |    | TEMPORISATEUR ELECTRIQUE | TIME-DELAY                  |
| 22  | U-02986-50        | 2        |     |     |    | PROFIL DIN 35 SP L350    | PROFILE                     |
| 23  | X-11330-93        | 8        |     |     |    | VIS M6X12 SP             | SCREW                       |
| 24  | T-02412-87        | 1        |     | 3   |    | DISJONCTEUR UNIPOL 10A   | AUTOM.CIRCUITBREAKER        |
| 25  | N-18412-31        | 1        |     | 3   |    | DISJONCTEUR UNIPOL 6A    | AUTOM.CIRCUITBREAKER        |
| 26  | W-18412-39        | 1        |     | 3   |    | DISJONCTEUR BIPOL 16A    | AUTOM.CIRCUITBREAKER        |
| 27  | M-62412-45        | 1        |     | 3   |    | BLOC DIFF 30MA 2P        | BLOCK                       |



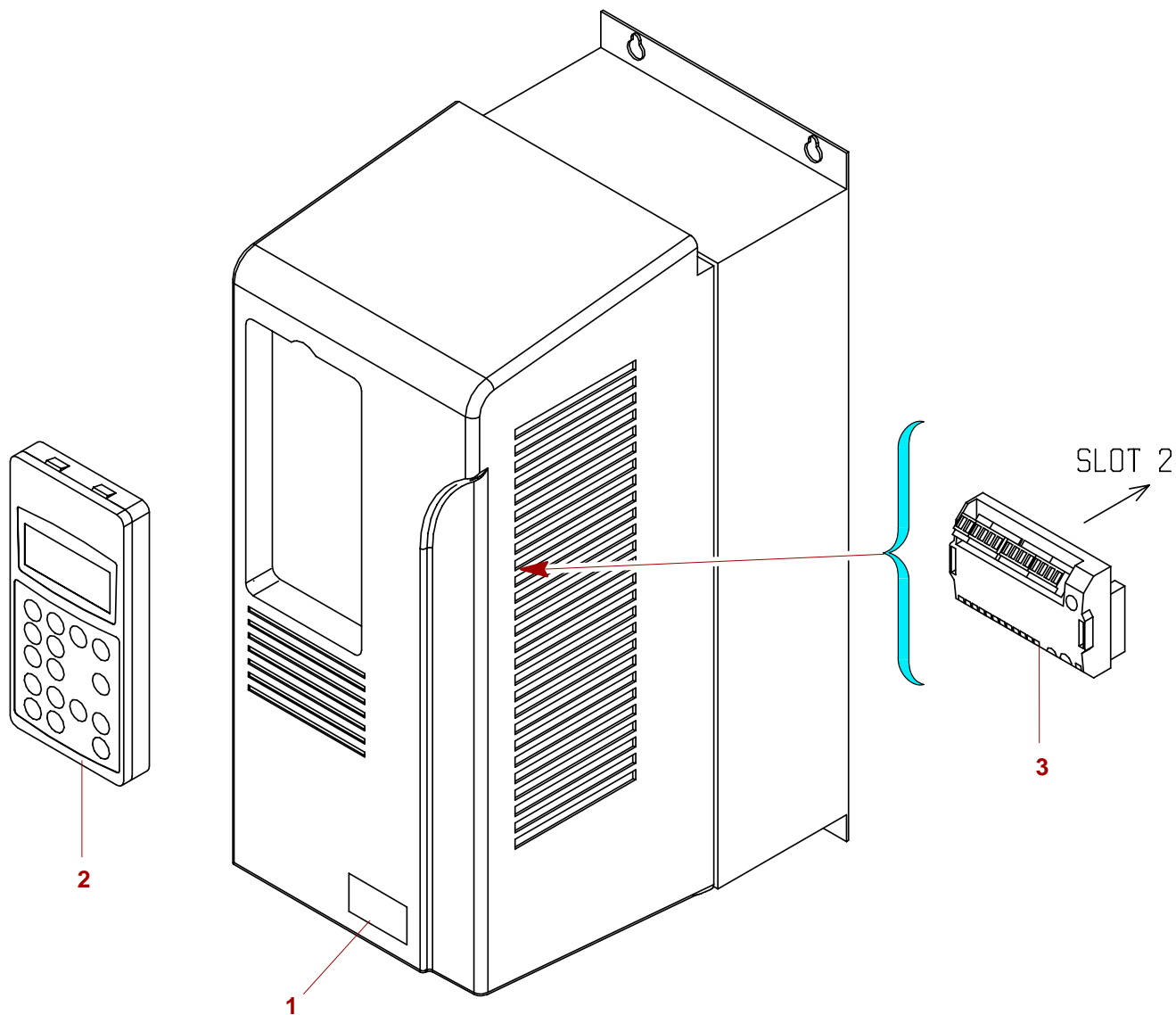
*Original parts or parts validated by POTAIN = SAFETY*

| REP | REFERENCE         | QTE      | QML | PRE | SY | DESIGNATION              | DESCRIPTION                 |
|-----|-------------------|----------|-----|-----|----|--------------------------|-----------------------------|
|     | <b>M-70666-23</b> | <b>1</b> |     |     |    | <b>EQUIPEMENT-ELECT</b>  | <b>ELECTRICAL EQUIPMENT</b> |
| 1   | W-08408-31        | 12       | 1   |     |    | BUTEE D'ARRET BORNE      | STOP                        |
| 2   | U-11408-41        | 5        |     |     |    | BORNE L/PRESS 2.5P5P V/J | TERMINAL                    |
| 3   | V-11408-42        | 145      |     |     |    | BORNE L/PRESS 2.5P5 GR   | TERMINAL                    |
| 4   | K-20407-99        | 7        |     |     |    | FICHE-FEMELLE 10 BROCHES | PLUG-SOCKET                 |
| 5   | M-08408-91        | 1        |     |     |    | BORNE VIS 6MM PROTECT P8 | TERMINAL                    |
| 6   | N-08408-92        | 2        |     |     |    | BORNE VIS 10MM2 P10P V/J | TERMINAL                    |
| 7   | R-08408-26        | 3        | 25  |     |    | BORNE VIS 6MM2 PAS 8     | TERMINAL                    |
| 8   | Q-08408-94        | 2        | 5   |     |    | BORNE VIS 35MM2 P16P V/J | TERMINAL                    |
| 9   | W-11408-43        | 11       |     |     |    | FLASQUE BORNE P5         | FLANGE                      |
| 10  | F-19404-46        | 2        |     | 2   |    | ECRAN DE PROTECTION      | PROTECTIVE SHIELD           |
| 11  | S-08408-73        | 4        |     |     |    | BORNE VIS 320A GR        | TERMINAL                    |
| 12  | M-09986-48        | 1        |     |     |    | PROFIL DIN 35 SP L230    | PROFILE                     |
| 13  | X-11330-93        | 10       |     |     |    | VIS M6X12 SP             | SCREW                       |
| 14  | Z-19404-40        | 5        |     |     |    | ECRAN LATERAL            | PROTECTIVE SHIELD           |
| 15  | P-95515-68        | 1        |     |     |    | ADHESIF DANGER           | ADHESIVE                    |
| 16  | U-28406-79        | 1        |     | 2   |    | TRANSFO 1500VA 380/220   | TRANSFORMER                 |
| 17  | G-11411-97        | 1        |     | 3   |    | BLOC CONTACT 3F+10 FRONT | BLOCK                       |
| 18  | W-28411-87        | 1        |     | 3   |    | BLOC RC 24-48V D09 A D95 | BLOCK                       |
| 19  | C-27411-65        | 1        |     | 1   |    | CONTACTEUR 3X40A+O+FB48V | SWITCH                      |
| 20  | D-33411-44        | 1        |     | 2   |    | BOBINE 48V (40-95A)      | COIL                        |
| 21  | A-21407-02        | 1        |     |     |    | FICHE-FEMELLE 4 BROCHES  | PLUG-SOCKET                 |
| 22  | X-73522-24        | 1        |     | 2   |    | CONNECTEUR X 24 BR       | CONNECTOR                   |
| 23  | Z-02986-54        | 1        |     |     |    | PROFIL DIN 35 SP L250    | PROFILE                     |
| 24  | A-10986-18        | 1        |     |     |    | PROFIL DIN 35 SP L675    | PROFILE                     |
| 25  | E-03406-57        | 2        |     | 1   |    | LIMITEUR SURTENSION 250V | LIMITER                     |



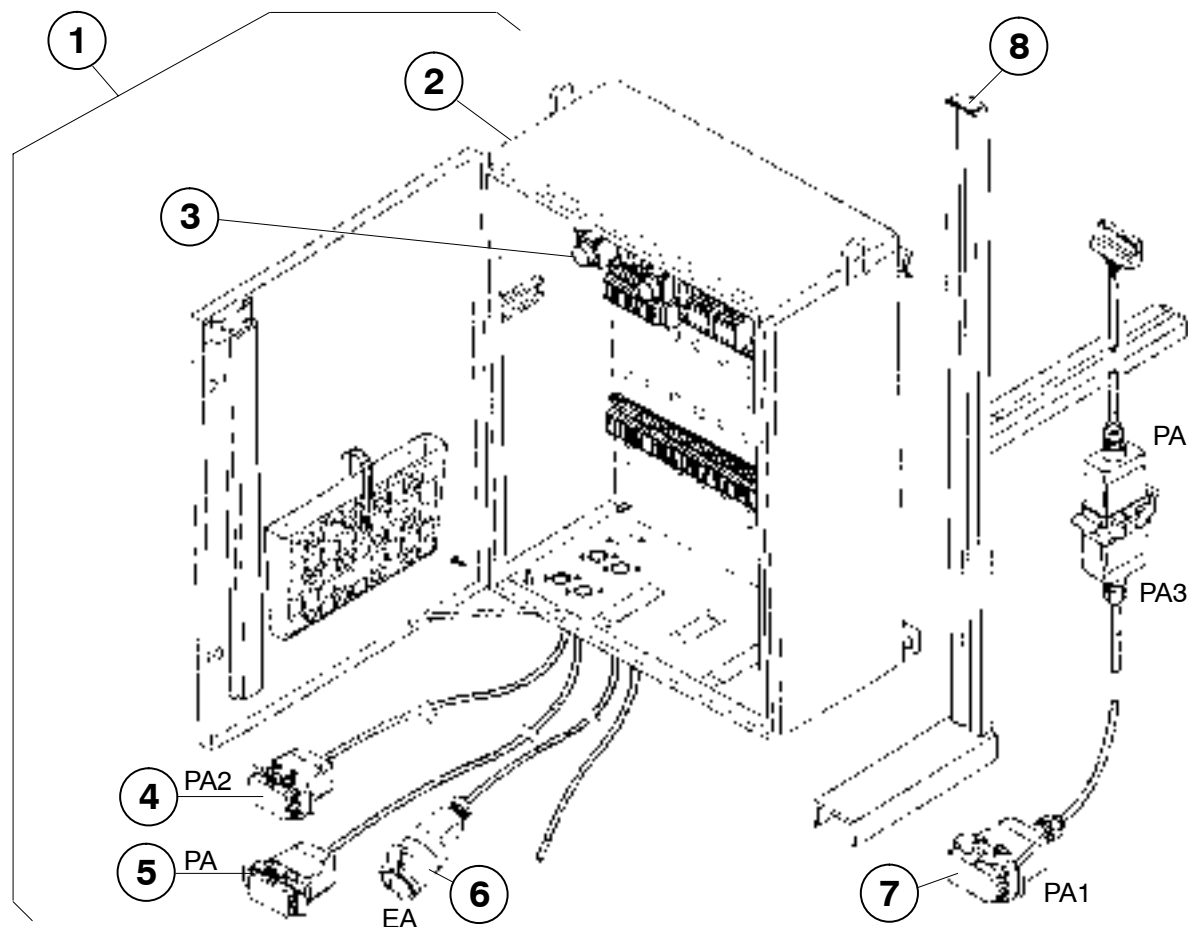
*Original parts or parts validated by POTAIN = SAFETY*

| REP | REFERENCE  | QTE  | QML | PRE | SY | DESIGNATION                    | DESCRIPTION  |
|-----|------------|------|-----|-----|----|--------------------------------|--------------|
|     |            | 1    |     |     |    | <b>PLATINE CONNEXIONS EQU.</b> | <b>PLATE</b> |
| 1   | G-10045-08 | 1    |     |     | LA | CABLE U 750 CSV 30 4X1         | ROPE         |
| 2   | W-17407-52 | 1    |     | 1   |    | PRISE FEM.3+T AMPHENOL         | CONNECTION   |
| 3   | M-20407-09 | 1    |     |     |    | PRISE FEMELLE 6+T              | CONNECTION   |
| 4   | M-61045-10 | 2    |     |     | LA | CABLE BLINDE 3X2X0,5           | ROPE         |
| 5   | G-10045-08 | 2    |     |     | LA | CABLE U 750 CSV 30 4X1         | ROPE         |
| 6   | V-62407-70 | 1    |     |     |    | CAPOT DROIT 4P+T AVEC          | COVER        |
| 7   | X-62407-72 | 1    |     |     |    | PRISE FEMELLE 4P+T             | CONNECTION   |
| 8   | E-02407-45 | 1    |     | 2   |    | CONNECTEUR F 3X32A+T           | CONNECTOR    |
| 9   | Z-16045-94 | 1,50 |     |     | LA | CABLE 07 MSBT 4 G 6            | ROPE         |
| 10  | D-62407-77 | 3    |     |     |    | EMBASE 10C SS COUVERCLE        | SOCKET       |
| 11  | T-17407-72 | 3    |     | 2   |    | PRISE FEME 10C PRESSION        | CONNECTION   |
| 12  | V-17407-28 | 13   | 10  |     |    | VIS DE REPERAGE                | SCREW        |
| 13  | E-62407-78 | 1    |     |     |    | EMBASE 6C SS COUVERCLE         | SOCKET       |
| 14  | L-17407-42 | 1    |     |     |    | PRISE FEM 6CONTACTS 35A        | CONNECTION   |
| 15  | C-62407-76 | 3    |     |     |    | EMBASE 24C SS COUVERCLE        | SOCKET       |
| 16  | R-17407-70 | 3    |     |     |    | PRISE FEME 24C PRESSION        | CONNECTION   |
| 17  | H-00045-84 | 2    |     |     | LA | CABLE BLINDE 4X0,34 MM2        | ROPE         |
| 18  | R-62445-38 | 1    |     |     |    | PLATINE DE CONNEXIONS          | PLATE        |
| 19  | V-00326-10 | 36   |     |     |    | VIS H M4X16 CL8.8              | SCREW        |
| 20  | X-00341-07 | 36   |     |     |    | ECROU H M4 CL8                 | NUT          |
| 21  | K-00350-15 | 36   |     |     |    | RONDELLE M4N                   | WASHER       |
| 22  | X-98515-65 | 1    |     |     | AA | ADHESIF DANGER MAUVAISE        | ADHESIVE     |



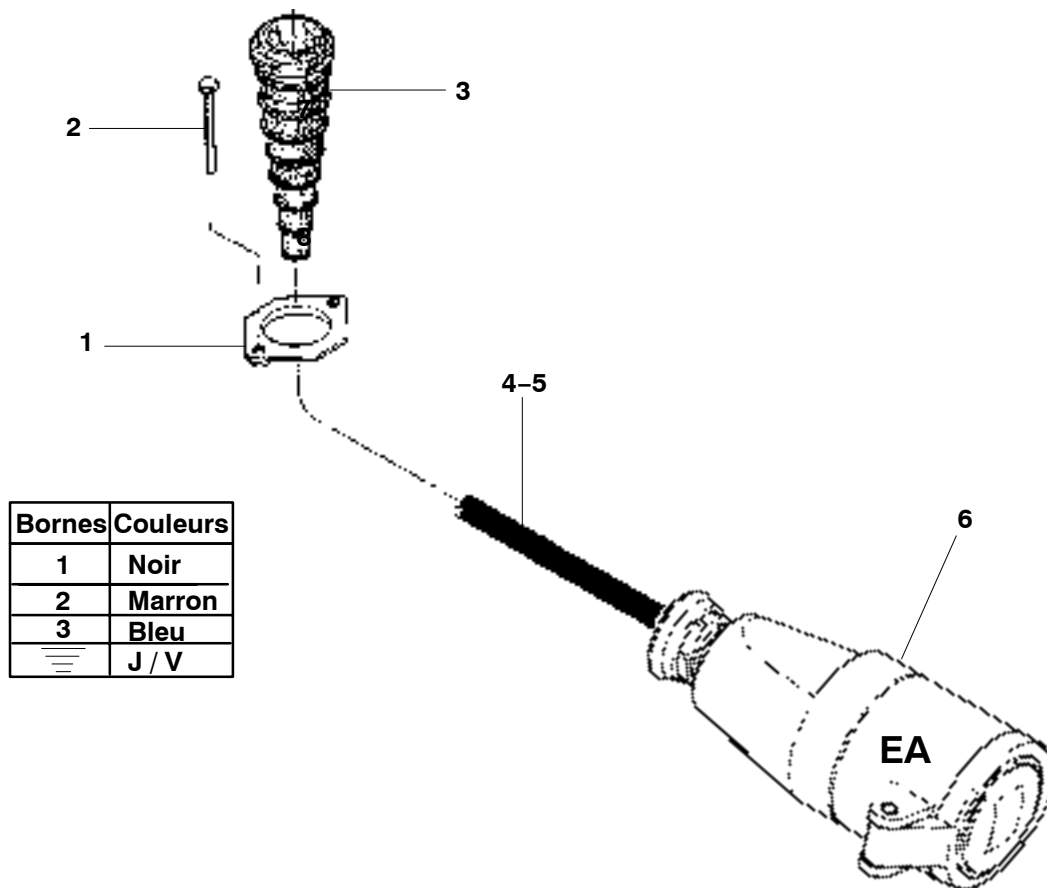
*Original parts or parts validated by POTAIN = SAFETY*

| REP | REFERENCE         | QTE      | QML | PRE | SY | DESIGNATION                    | DESCRIPTION            |
|-----|-------------------|----------|-----|-----|----|--------------------------------|------------------------|
|     | <b>D-81406-23</b> | <b>1</b> |     |     |    | <b>BLOC-CONV ACS800 18,5KW</b> | <b>CONVERTER BLOCK</b> |
| 1   | Q-18475-35        | 1        |     |     |    | PLAQUE CODE SERIE              | PLATE                  |
| 2   | L-70406-78        | 1        |     |     |    | CONSOLE CDP312R ACS800         | SUPPORT                |
| 3   | K-70406-77        | 1        |     |     |    | MODULE CODEUR ACS800           | MODULE                 |



*Original parts or parts validated by POTAIN = SAFETY*

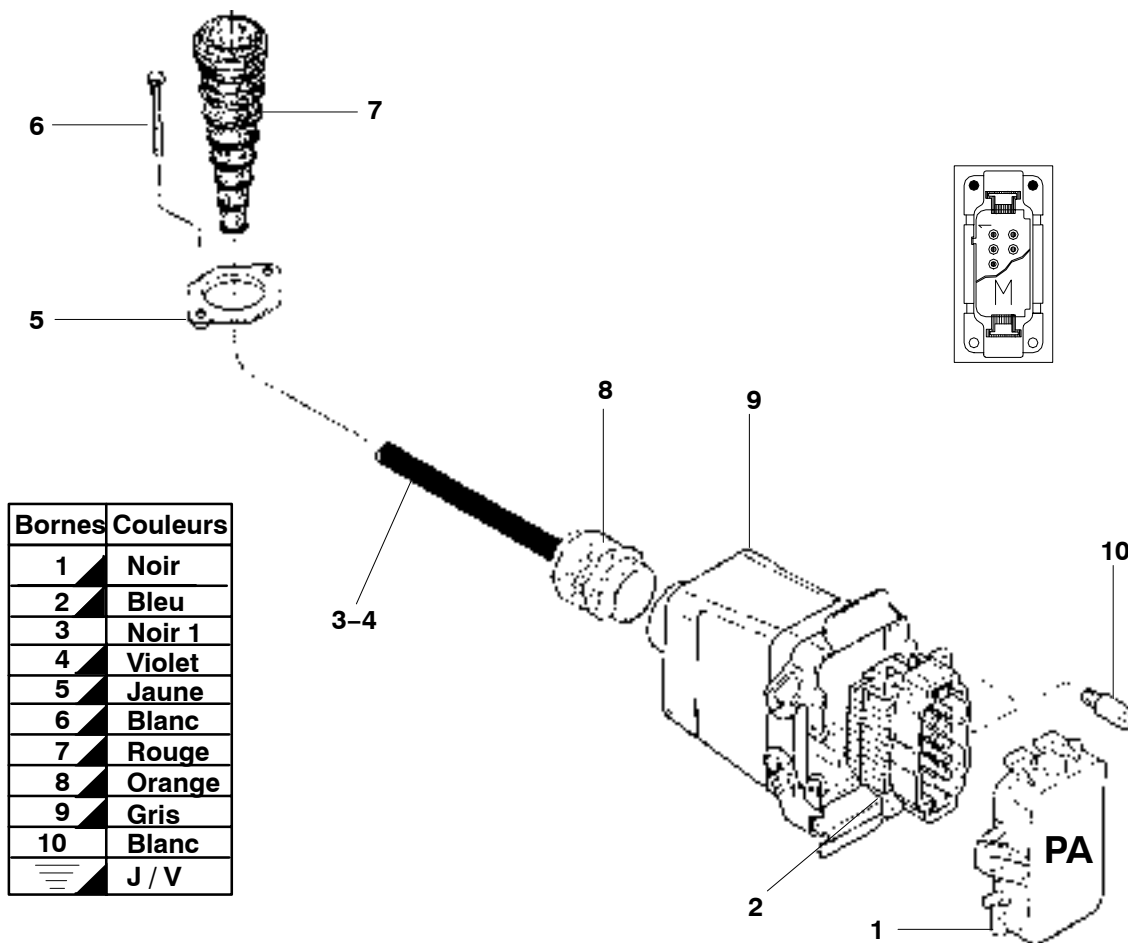
| REP | REFERENCE         | QTE      | QML | PRE | SY | DESIGNATION             | DESCRIPTION          |
|-----|-------------------|----------|-----|-----|----|-------------------------|----------------------|
|     | <b>K-64974-40</b> | <b>1</b> |     |     |    | <b>ARMOIRE-ELECT</b>    | <b>CONTROL-PANEL</b> |
| 1   | 20R-0050-010-0    | 1        |     |     |    | ACCESS ARMOIRE TRANSLAT | ACCESSORIES          |
| 2   | 20R-0200-196-0    | 1        |     |     |    | ARMOIRE-NUE             | UNEQU. CONTROL PANEL |
| 3   | 20R-0101-171-1    | 1        |     |     |    | ARMOIRE-ELECT           | CONTROL-PANEL        |
| 4   | 20R-0020-333-0    | 1        |     |     |    | CABLE-ELEC PA2          | ELECTRIC CABLE       |
| 5   | 20R-0020-332-0    | 1        |     | 3   |    | CABLE-ELEC PA           | ELECTRIC CABLE       |
| 6   | 20R-0020-010-0    | 1        |     |     |    | CABLE ENROULEUR         | ROPE                 |
| 7   | 20R-0020-334-0    | 1        |     |     |    | CABLE-ELEC PA1-PA3      | ELECTRIC CABLE       |
| 8   | 20R-0600-003-0    | 1        |     |     |    | SUPPORT ARMOIRE COMP    | SUPPORT              |



*Original parts or parts validated by POTAIN = SAFETY*

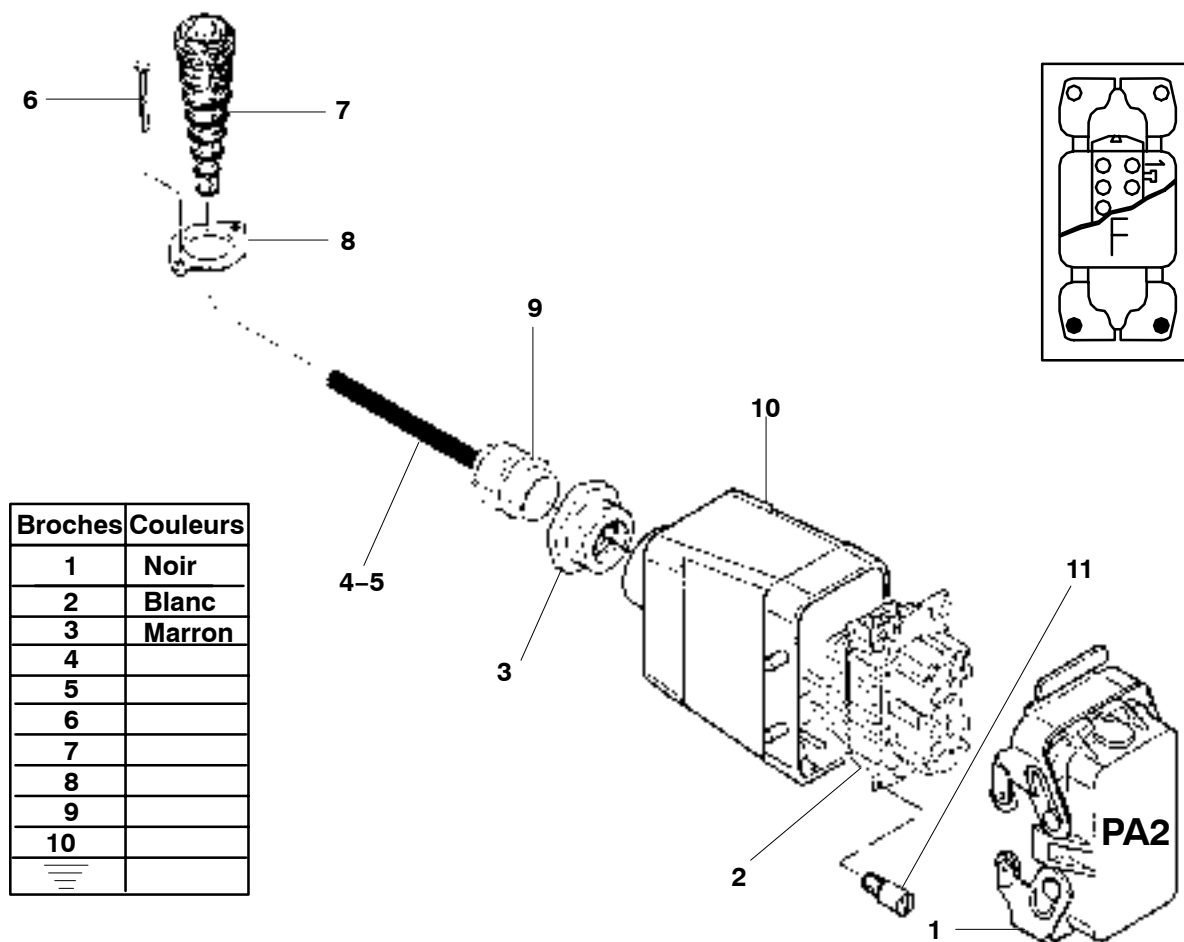
| REP | REFERENCE         | QTE | QML | PRE | SY | DESIGNATION               | BEZEICHNUNG      | DESCRIPTION          |
|-----|-------------------|-----|-----|-----|----|---------------------------|------------------|----------------------|
|     | <b>W-80472-60</b> |     |     |     |    | <b>CABLE ENROULEUR</b>    | <b>KABEL</b>     | <b>CABLE</b>         |
| 001 | Q-13282-41        | 1   |     |     |    | BRIDE SERRAG              | HALTEBUEGEL      | BRACKET              |
| 002 | V-00283-32        | 2   |     |     |    | VIS H M6X20 CL5.6         | SCHRAUBE         | SCREW                |
| 003 | S-01373-49        | 1   |     |     |    | MANCHON SORTIE CABLE      | MUFFE            | SLEEVE               |
| 004 | J-10045-10        | 1,2 |     |     | L  | CABLE U 750 CSV 30 4X2,5  | KABEL            | CABLE                |
| 005 | D-01036-41        | 0,2 |     |     | L  | GAINÉ-THERMO TRANSP 6A11  | SCHRUMPFSCHLAUCH | SHRINKDOWN PLAST TUB |
| 006 | Q-17407-92        | 1   |     |     |    | CONNECTEUR F 3X16A+TCEE17 | STECKVERBINDUNG  | CONNECTOR            |





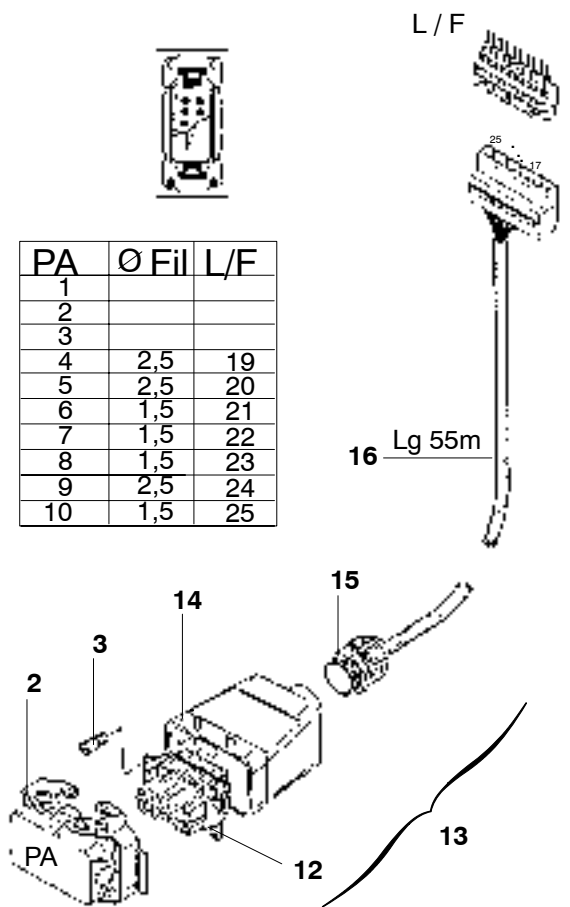
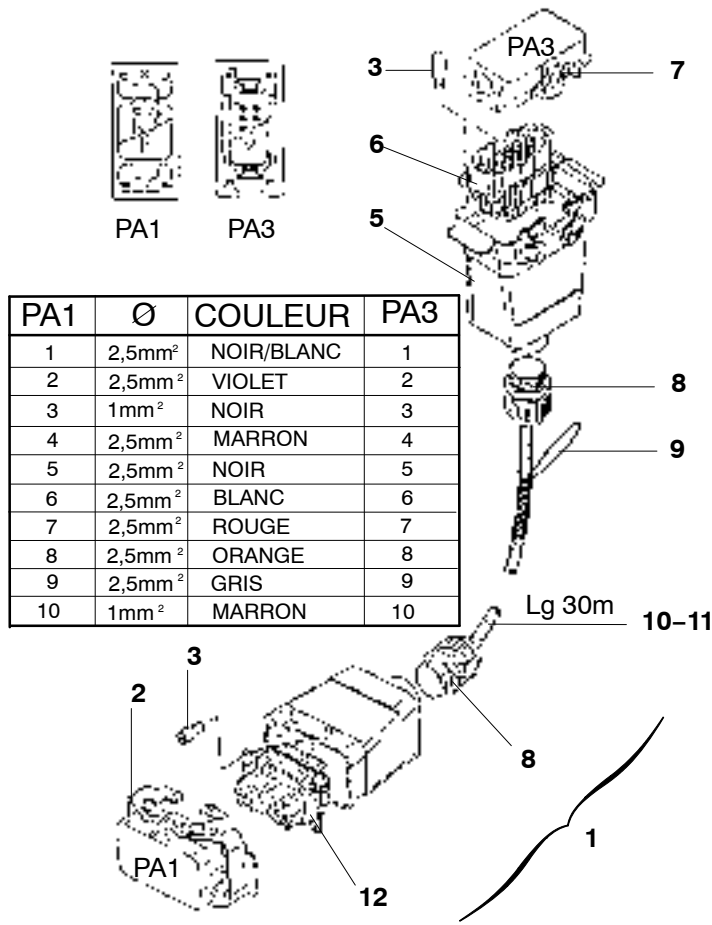
*Original parts or parts validated by POTAIN = SAFETY*

| REP | REFERENCE         | QTE      | QML | PRE | SY | DESIGNATION               | DESCRIPTION          |
|-----|-------------------|----------|-----|-----|----|---------------------------|----------------------|
|     | <b>A-05665-82</b> | <b>1</b> |     |     |    | <b>CABLE TRANS PA 9+4</b> | <b>ROPE</b>          |
| 1   | W-61974-85        | 1        |     |     |    | COUVERCLE 10C PROL        | COVER PLATE          |
| 2   | M-61974-76        | 1        |     | 2   |    | PRISE MALE 10C PRESSION   | CONNECTION           |
| 3   | L-10045-12        | 3,50     |     |     | LA | CABLE U750 4X1+9G2,5      | ROPE                 |
| 4   | G-01036-44        | 0,20     |     |     | LA | GAINÉ-THERMO TRANSP       | SHRINKDOWN PLAST TUB |
| 5   | Q-13282-41        | 1        |     |     |    | BRIDE SERRAG              | BRACKET              |
| 6   | V-00283-32        | 2        |     |     |    | VIS H M6X20 CL5.6         | SCREW                |
| 7   | S-01373-49        | 1        |     |     |    | MANCHON SORTIE CABLE      | SLEEVE               |
| 8   | G-39414-24        | 1        |     |     |    | PRESSE-ETOUPE 29 18-25PL  | PACKING GLAND        |
| 9   | U-61974-83        | 1        |     |     |    | CAPOT PROL 10C HAUT       | COVER                |
| 10  | V-17407-28        | 2        |     |     |    | VIS DE REPERAGE           | SCREW                |



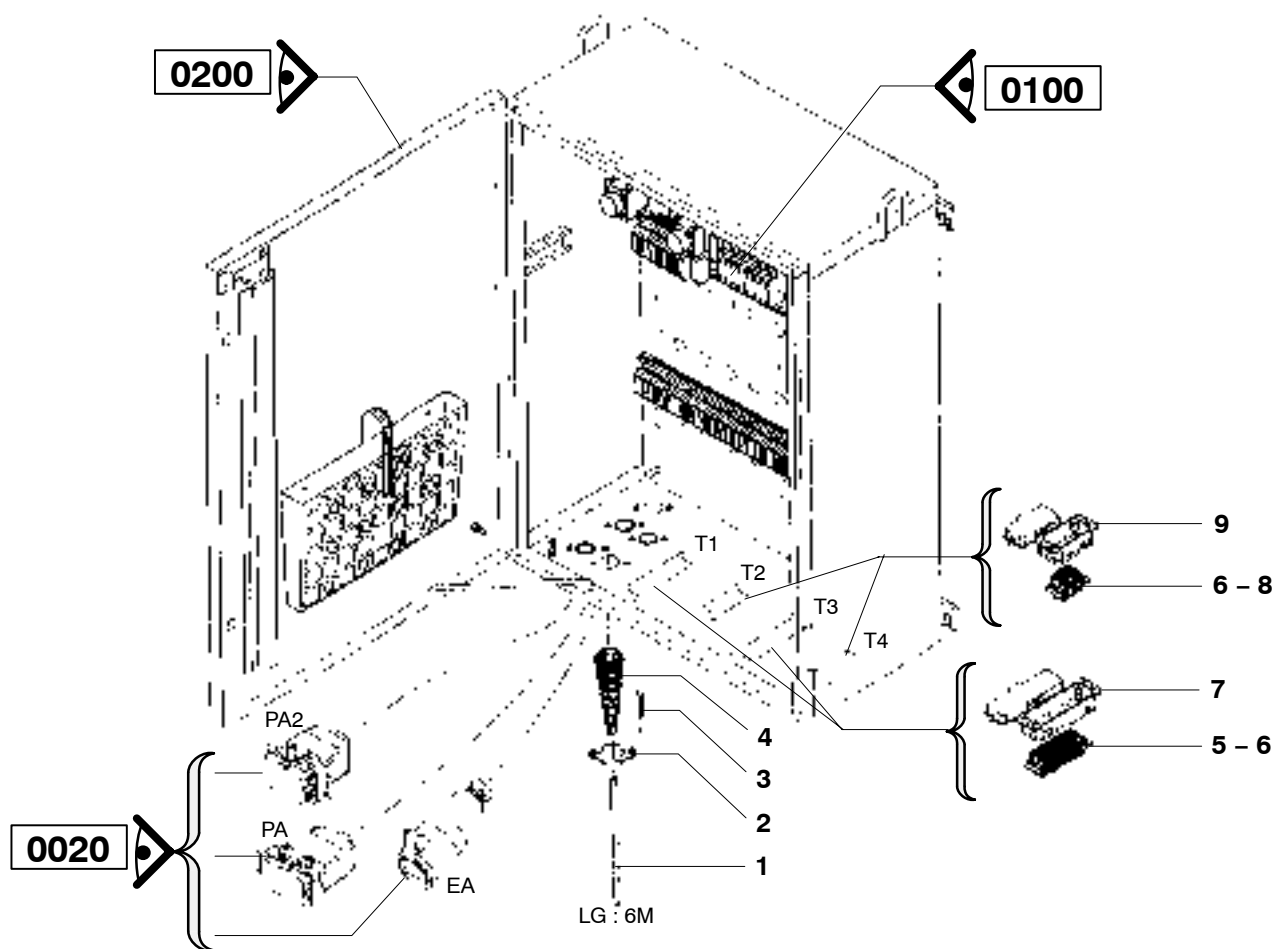
*Original parts or parts validated by POTAIN = SAFETY*

| REP | REFERENCE         | QTE      | QML | PRE | SY | DESIGNATION              | DESCRIPTION          |
|-----|-------------------|----------|-----|-----|----|--------------------------|----------------------|
|     | <b>Z-05665-81</b> | <b>1</b> |     |     |    | <b>CABLE</b>             | <b>ROPE</b>          |
| 1   | V-61974-84        | 1        |     |     |    | COUVERCLE                | COVER PLATE          |
| 2   | N-61974-77        | 1        |     | 2   |    | PRISE                    | CONNECTION           |
| 3   | D-02414-80        | 1        |     |     |    | REDUCTION LAITON 16/13   | RESTRICTOR           |
| 4   | G-10045-08        | 3,50     |     |     | LA | CABLE U 750 CSV 30 4X1   | ROPE                 |
| 5   | D-01036-41        | 0,20     |     |     | LA | GAINÉ-THERMO TRANSP 6A11 | SHRINKDOWN PLAST TUB |
| 6   | V-00283-32        | 2        |     |     |    | VIS H M6X20 CL5.6        | SCREW                |
| 7   | S-01373-49        | 1        |     |     |    | MANCHON SORTIE CABLE     | SLEEVE               |
| 8   | Q-13282-41        | 1        |     |     |    | BRIDE SERRAG             | BRACKET              |
| 9   | D-39414-21        | 1        |     |     |    | PRESSE-ETOUPE 13,5 6-12P | PACKING GLAND        |
| 10  | Q-61974-79        | 1        |     |     |    | CAPOT                    | COVER                |
| 11  | V-17407-28        | 2        |     |     |    | VIS DE REPERAGE          | SCREW                |



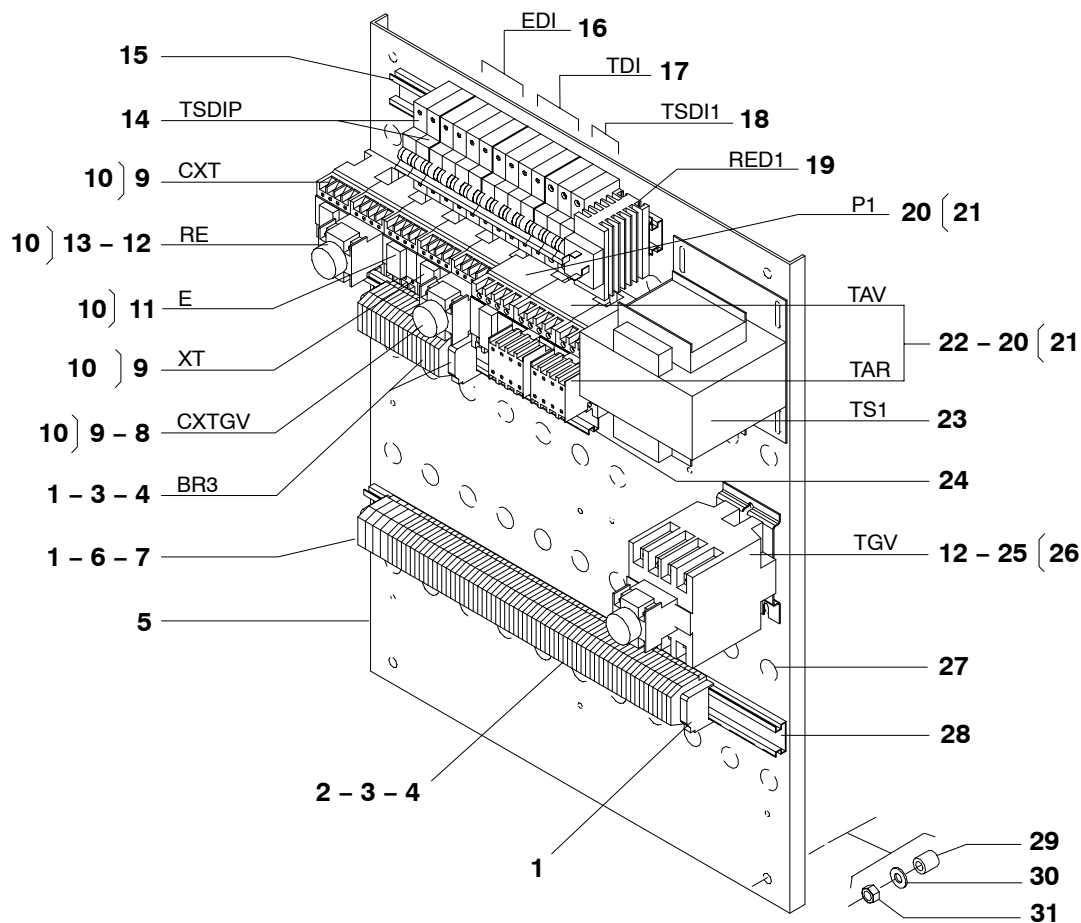
*Original parts or parts validated by POTAIN = SAFETY*

| REP | REFERENCE  | QTE | QML | PRE | SY | DESIGNATION               | DESCRIPTION           |
|-----|------------|-----|-----|-----|----|---------------------------|-----------------------|
|     |            | 1   |     |     |    | <b>CABLE-ELEC PA1-PA3</b> | <b>ELECTRIC CABLE</b> |
| 1   | E-05665-86 | 1   |     |     |    | CABLE                     | ROPE                  |
| 2   | V-61974-84 | 2   |     |     |    | COUVERCLE                 | COVER PLATE           |
| 3   | V-17407-28 | 6   |     |     |    | VIS DE REPERAGE           | SCREW                 |
| 4   | R-61974-80 | 1   |     |     |    | CAPOT                     | COVER                 |
| 5   | U-61974-83 | 1   |     |     |    | CAPOT PROL 10C HAUT       | COVER                 |
| 6   | M-61974-76 | 1   |     | 2   |    | PRISE MALE 10C PRESSION   | CONNECTION            |
| 7   | W-61974-85 | 1   |     |     |    | COUVERCLE 10C PROL        | COVER PLATE           |
| 8   | G-39414-24 | 2   |     |     |    | PRESSE-ETOUPE 29 18-25PL  | PACKING GLAND         |
| 9   | A-00368-92 | 3   |     |     |    | TIRE-CABLE PORTEUR 18/22  | CABLE PULLING GRIP    |
| 10  | L-10045-12 | 30  |     |     |    | CABLE U750 4X1+9G2,5      | ROPE                  |
| 11  | G-01036-44 | 1   |     |     | LA | GAINE-THERMO TRANSP       | SHRINKDOWN PLAST TUB  |
| 12  | N-61974-77 | 2   |     | 2   |    | PRISE                     | CONNECTION            |
| 13  | B-05665-83 | 1   |     |     |    | CABLE                     | ROPE                  |
| 14  | S-61974-81 | 1   |     |     |    | CAPOT                     | COVER                 |
| 15  | F-39414-23 | 1   |     |     |    | PRESSE-ETOUPE 21 13-18PL  | PACKING GLAND         |
| 16  | K-10045-11 | 55  |     |     | LA | CABLE U750 4G2,5+4X1,5    | ROPE                  |



*Original parts or parts validated by POTAIN = SAFETY*

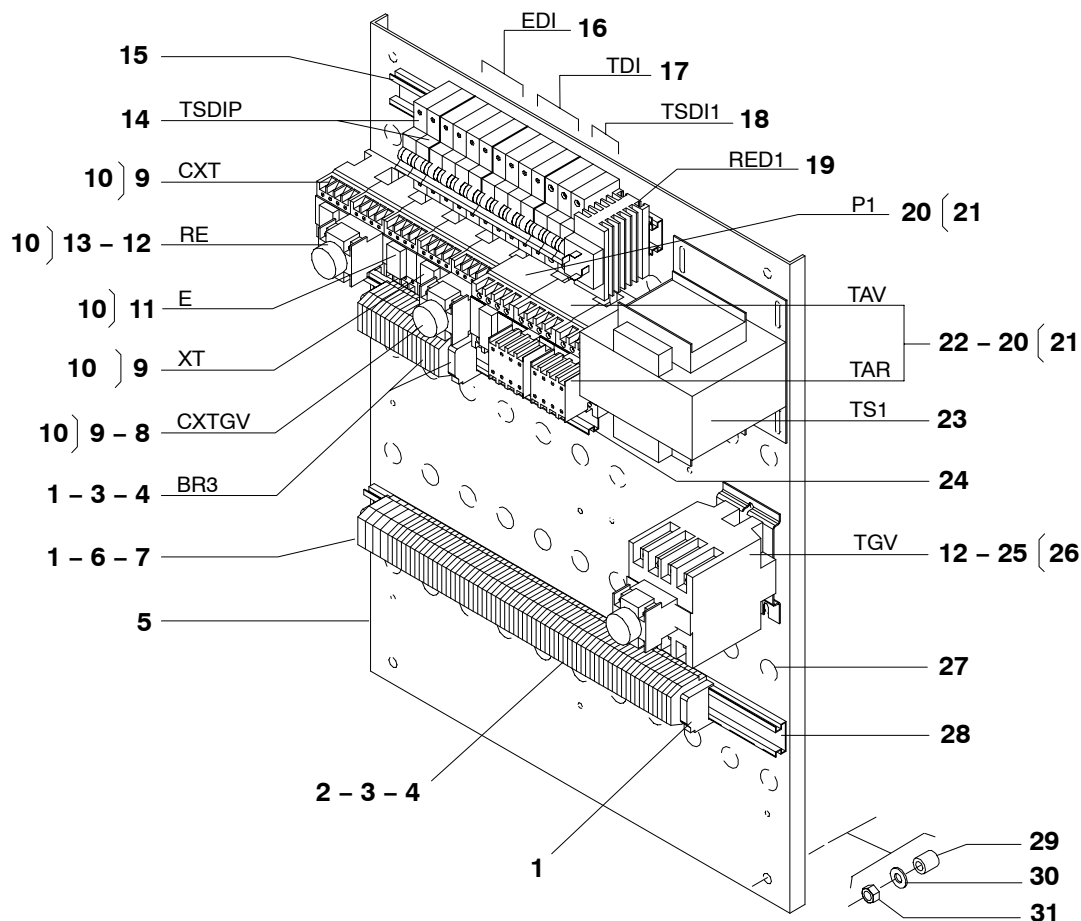
| REP | REFERENCE         | QTE      | QML | PRE | SY | DESIGNATION          | DESCRIPTION          |
|-----|-------------------|----------|-----|-----|----|----------------------|----------------------|
|     | <b>L-64974-41</b> | <b>1</b> |     |     |    | <b>ARMOIRE-ELECT</b> | <b>CONTROL-PANEL</b> |
| 1   | C-10045-04        | 6        |     |     | LA | CABLE U 1000 R2V 4G6 | ROPE                 |
| 2   | Q-13282-41        | 1        |     |     |    | BRIDE SERRAG         | BRACKET              |
| 3   | V-00283-32        | 2        |     |     |    | VIS H M6X20 CL5.6    | SCREW                |
| 4   | S-01373-49        | 1        |     |     |    | MANCHON SORTIE CABLE | SLEEVE               |
| 5   | W-61974-62        | 2        |     |     |    | PRISE                | CONNECTION           |
| 6   | V-17407-28        | 4        |     |     |    | VIS DE REPERAGE      | SCREW                |
| 7   | X-61974-63        | 2        |     |     |    | EMBASE               | SOCKET               |
| 8   | N-61974-77        | 2        |     | 2   |    | PRISE                | CONNECTION           |
| 9   | P-61974-78        | 2        |     |     |    | EMBASE               | SOCKET               |
| 10  | H-00325-29        | 16       |     |     | AA | VIS CM M4X16 CL5.6   | SCREW                |
| 11  | X-00341-07        | 16       |     |     | AA | ECROU H M4 CL8       | NUT                  |



*Original parts or parts validated by POTAIN = SAFETY*

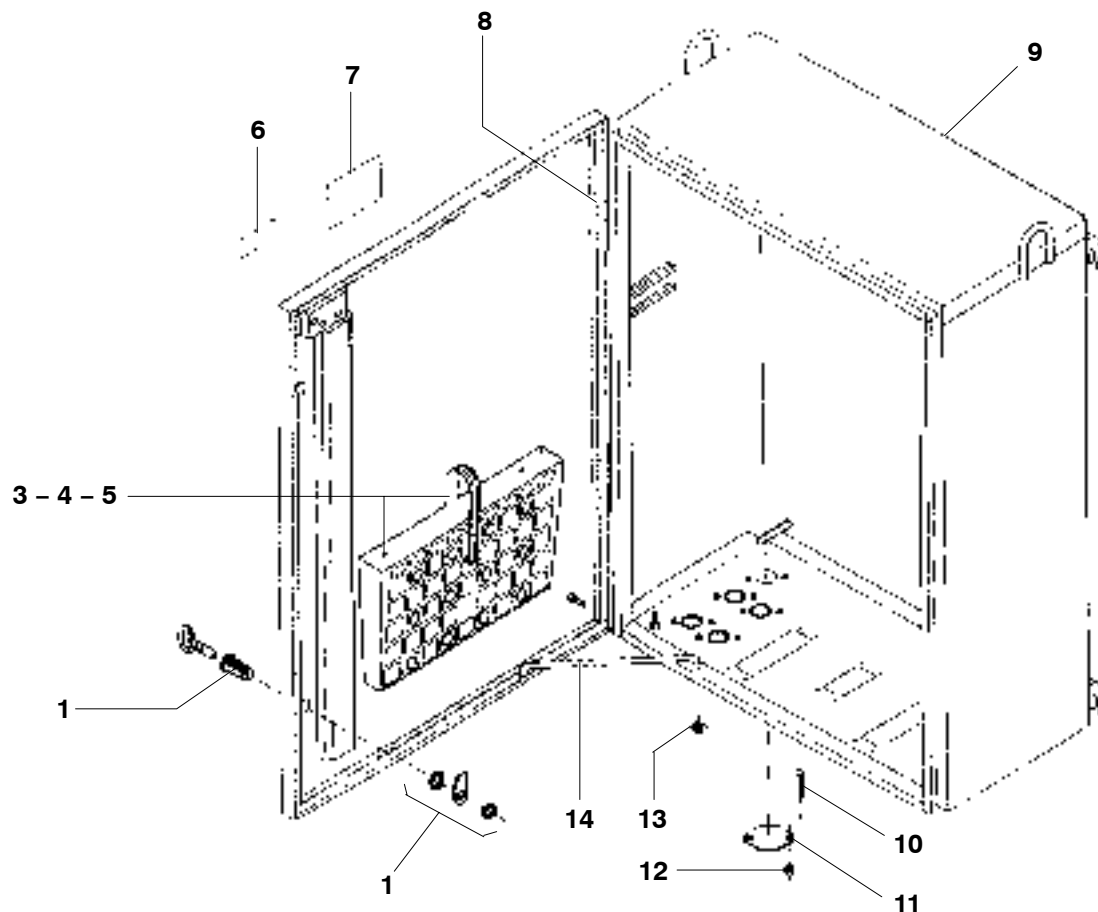
| REP | REFERENCE  | QTE | QML | PRE | SY | DESIGNATION              | DESCRIPTION          |
|-----|------------|-----|-----|-----|----|--------------------------|----------------------|
|     |            | 1   |     |     |    | <b>ARMOIRE-ELECT</b>     | <b>CONTROL-PANEL</b> |
| 1   | J-60974-92 | 4   |     |     |    | BUTEE D'ARRET BORNE      | STOP                 |
| 2   | K-60974-93 | 1   |     |     |    | FLASQUE BORNE            | FLANGE               |
| 3   | L-60974-94 | 75  |     |     |    | BORNE VIS 4MM2 PAS6      | TERMINAL             |
| 4   | M-60974-95 | 8   |     |     |    | BORNE VIS 4MM PROTECT P6 | TERMINAL             |
| 5   | X-64410-56 | 1   |     |     |    | PLATINE ARMOIRE 800X600  | PLATE                |
| 6   | Q-60974-98 | 3   |     |     |    | BORNE VIS 10MM2 PAS 10   | TERMINAL             |
| 7   | R-60974-99 | 1   |     |     |    | BORNE VIS 10MM PROTECT   | TERMINAL             |
| 8   | X-62974-67 | 1   |     | 1   |    | TEMPORISATEUR            | TIME-DELAY           |
| 9   | F-62974-51 | 3   |     | 1   |    | RELAIS AUXILIAIRE 3F+1O  | RELAY                |
| 10  | F-62974-74 | 5   |     | 1   |    | BOBINE 48V 50/60HZ       | COIL                 |
| 11  | N-61974-54 | 1   |     |     |    | CONTACTEUR 4X12A BOB 48V | SWITCH               |
| 12  | A-62974-69 | 2   |     | 1   |    | TEMPORISATEUR R 0-3S     | TIME-DELAY           |
| 13  | F-62974-51 | 1   |     | 1   |    | RELAIS AUXILIAIRE 3F+1O  | RELAY                |
| 14  | J-61974-96 | 1   |     |     |    | DISJONCTEUR BIPOL 10A    | AUTOM.CIRCUITBREAKER |
| 15  | U-02986-50 | 1   |     |     |    | PROFIL DIN 35 SP L350    | PROFILE              |
| 16  | C-62974-02 | 1   |     |     |    | DISJONCTEUR TETRA 16A    | AUTOM.CIRCUITBREAKER |
| 17  | G-62974-06 | 1   |     | 3   |    | DISJONCTEUR              | AUTOM.CIRCUITBREAKER |
| 18  | M-61974-99 | 1   |     |     |    | DISJONCTEUR              | AUTOM.CIRCUITBREAKER |
| 19  | T-48413-10 | 1   |     | 1   |    | REDRESSEUR 25A EQUIPE    | RECTIFIER            |

..../..



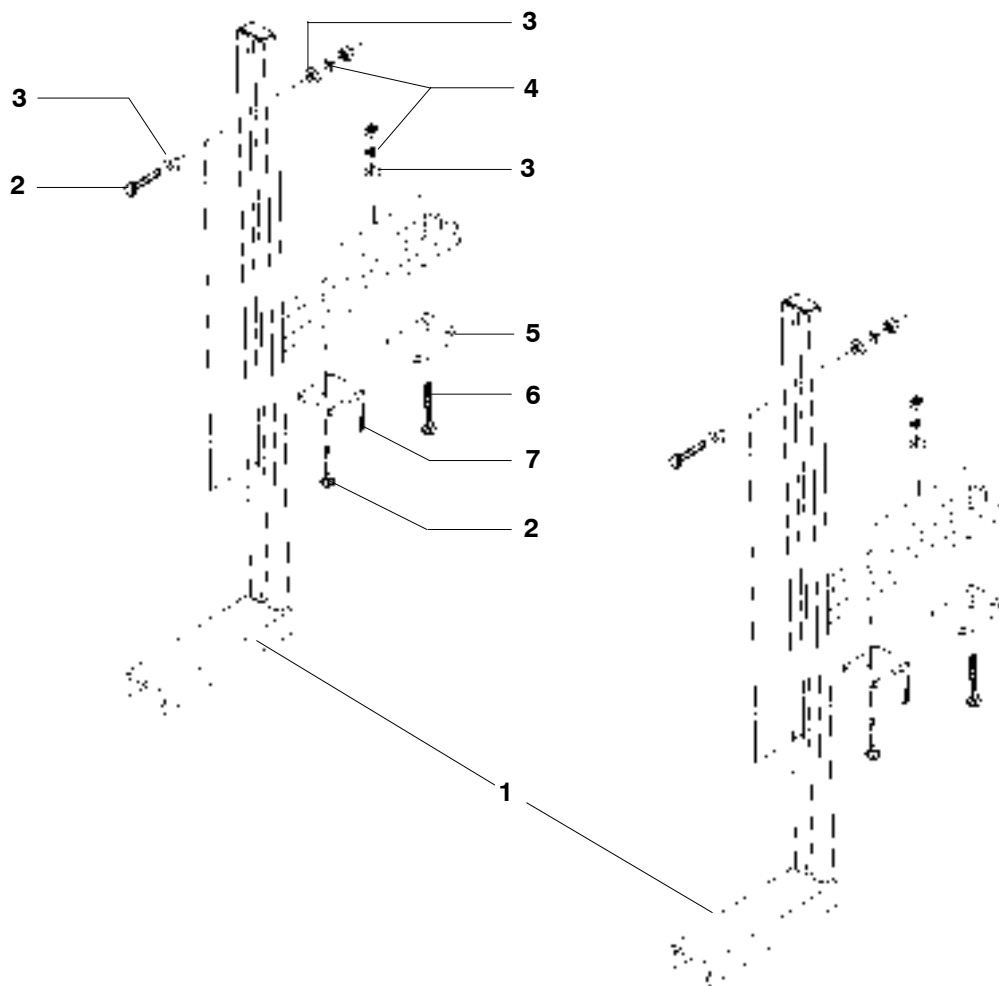
*Original parts or parts validated by POTAIN = SAFETY*

| REP | REFERENCE  | QTE  | QML | PRE | SY | DESIGNATION             | DESCRIPTION |
|-----|------------|------|-----|-----|----|-------------------------|-------------|
| 20  | L-62974-56 | 3    |     | 1   |    | CONTACTEUR 3X32A+F 48V  | SWITCH      |
| 21  | E-33411-45 | 3    |     | 1   |    | BOBINE 48V (25-32A)     | COIL        |
| 22  | V-62974-65 | 2    |     | 1   |    | BLOC CONTACT            | BLOCK       |
| 23  | K-01974-64 | 1    |     | 3   |    | TRANSFO 500VA 3X24      | TRANSFORMER |
| 24  | V-02986-51 | 1    |     |     |    | PROFIL DIN 35 SP L300   | PROFILE     |
| 25  | E-62974-27 | 1    |     | 1   |    | CONTACTEUR              | SWITCH      |
| 26  | G-62974-75 | 1    |     | 1   |    | BOBINE 48V (40-95A)     | COIL        |
| 27  | T-28414-14 | 46   |     |     |    | PASSE-FIL DE 18         | GUIDE       |
| 28  | R-02986-24 | 1    |     |     |    | PROFIL DIN 35 SP L550   | PROFILE     |
| 29  | V-14285-49 | 4    |     |     |    | ENTRETOISE 10,2 L30     | SPACER      |
| 30  | W-00350-03 | 4    | 100 |     |    | RONDELLE M10 N          | WASHER      |
| 31  | G-00345-98 | 4    | 100 |     |    | ECROU-SECUR M10X150 CL8 | SAFETY NUT  |
| 32  | Q-02986-23 | 1    |     |     | AA | PROFIL DIN 35 SP L400   | PROFILE     |
| 33  | A-01018-21 | 0,50 |     |     | AA | GOULOTTE PLAST 30X80    | CHUTE       |



*Original parts or parts validated by POTAIN = SAFETY*

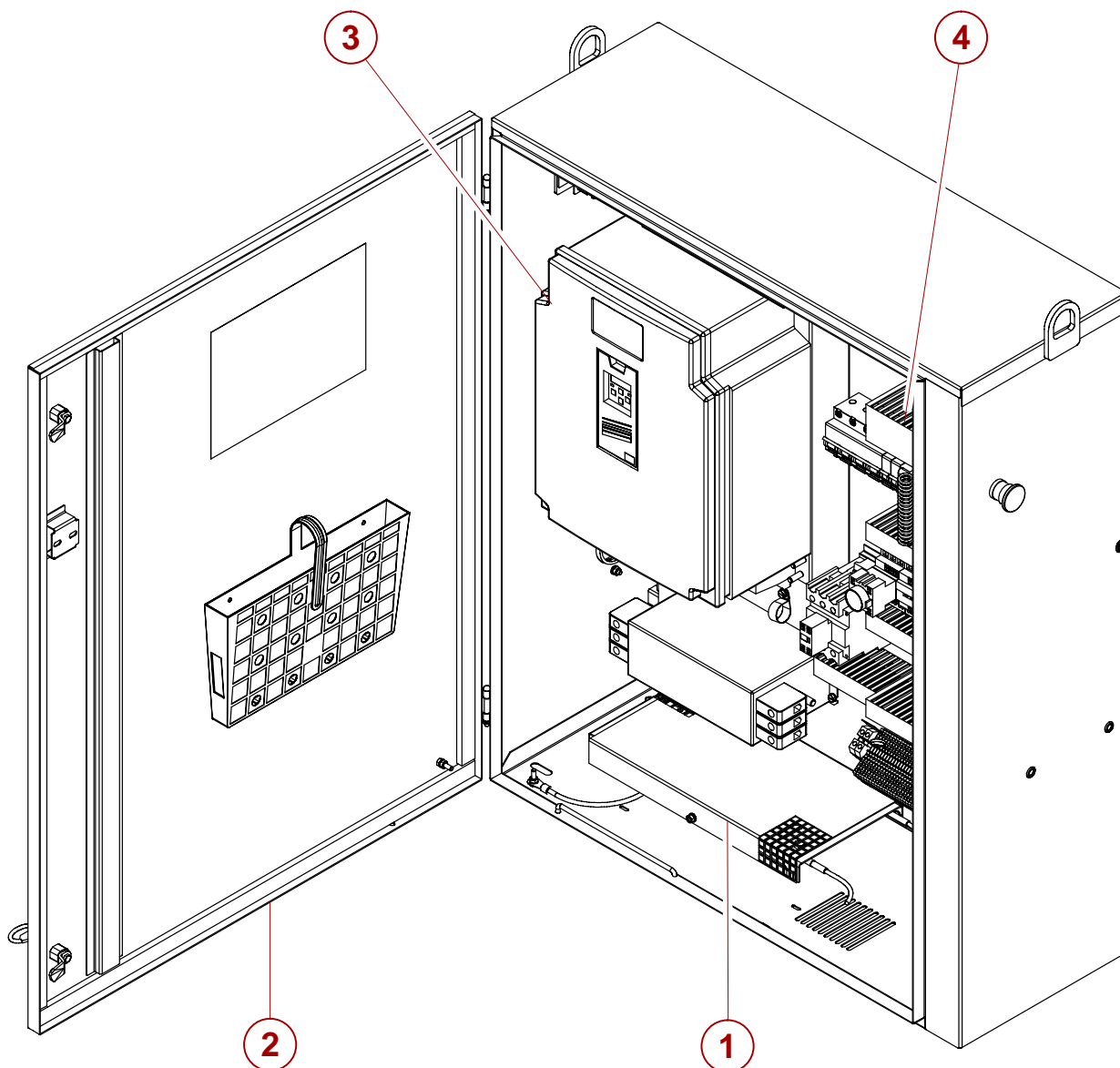
| REP | REFERENCE  | QTE  | QML | PRE | SY | DESIGNATION              | DESCRIPTION                 |
|-----|------------|------|-----|-----|----|--------------------------|-----------------------------|
|     |            | 1    |     |     |    | <b>ARMOIRE-NUE</b>       | <b>UNEQU. CONTROL PANEL</b> |
| 1   | M-01974-66 | 2    |     |     |    | VERROU                   | LOCK                        |
| 3   | N-33410-61 | 1    |     |     |    | VIDE-POCHE ARMOIRE ELECT | CUBBYHOLE                   |
| 4   | H-00325-52 | 21   |     |     |    | VIS CB M4X10 CL 5,6      | SCREW                       |
| 5   | X-00341-07 | 19   |     |     |    | ECROU H M4 CL8           | NUT                         |
| 6   | Q-18475-35 | 1    |     |     |    | PLAQUE CODE SERIE        | PLATE                       |
| 7   | X-73475-09 | 1    |     |     |    | ADHESIF ECLAIR           | ADHESIVE                    |
| 8   | D-02031-62 | 2,70 |     |     |    | JOINT MOUSSE ADH 25X10   | SEAL                        |
| 9   | Z-65410-84 | 1    |     | 2   | LA | ARMOIRE-NUE 800X603      | UNEQU. CONTROL PANEL        |
| 10  | V-00283-32 | 6    |     |     |    | VIS H M6X20 CL5.6        | SCREW                       |
| 11  | H-08232-92 | 1    |     |     |    | TOLE 2X 46X 46 0PL       | PLATE                       |
| 12  | C-00341-11 | 4    |     |     |    | ECROU H M6 CL 8.8        | NUT                         |
| 13  | U-01363-16 | 1    |     |     |    | ANNEAU TRUARC 6 E        | RING                        |
| 14  | T-64410-06 | 1    |     |     |    | ARRET DE PORTE           | LOCK                        |
| 15  | X-18345-47 | 2    |     |     | AA | ECROU M6 31X18           | NUT                         |
| 16  | X-11330-93 | 20   |     |     | AA | VIS M6X12 SP             | SCREW                       |
| 17  | G-00348-05 | 38   |     |     | AA | RONDELLE DE 4 DE         | WASHER                      |
| 18  | L-00348-09 | 4    |     |     | AA | RONDELLE DE 6 DE         | WASHER                      |



*Original parts or parts validated by POTAIN = SAFETY*

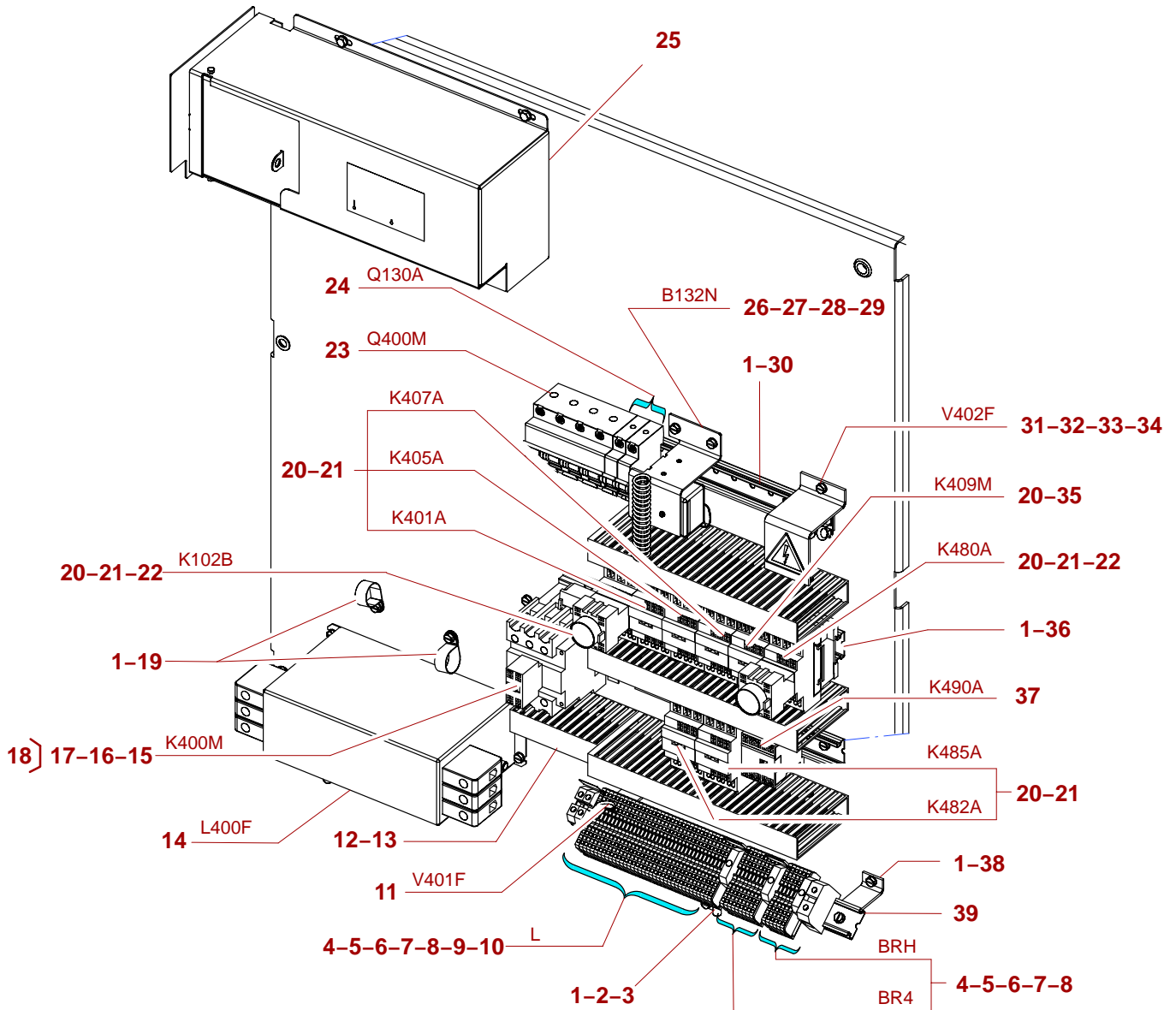
| REP | REFERENCE         | QTE | QML | PRE | SY | DESIGNATION      | BEZEICHNUNG       | DESCRIPTION    |
|-----|-------------------|-----|-----|-----|----|------------------|-------------------|----------------|
|     | <b>C-22101-64</b> |     |     | -   |    | <b>SUPPORT</b>   | <b>TRAGSTUECK</b> | <b>SUPPORT</b> |
| 001 | A-22101-62        | 2   |     | -   |    | SUPPORT          | TRAGSTUECK        | SUPPORT        |
| 002 | E-00336-30        | 6   |     | -   |    | BOULON           | BOLZEN            | BOLT           |
| 003 | W-00350-03        | 10  |     | -   |    | RONDELLE         | SCHEIBE           | WASHER         |
| 004 | E-00347-11        | 6   |     | -   |    | RONDELLE         | SCHEIBE           | WASHER         |
| 005 | G-13282-79        | 2   |     | -   |    | BRIDE-DE-SERRAGE | SPANNEISEN        | CLAMP BRACKET  |
| 006 | R-00336-64        | 2   |     | -   |    | BOULON           | BOLZEN            | BOLT           |
| 007 | L-21315-35        | 2   |     | -   |    | L                | L STUECK          | L PIECE        |





*Original parts or parts validated by POTAIN = SAFETY*

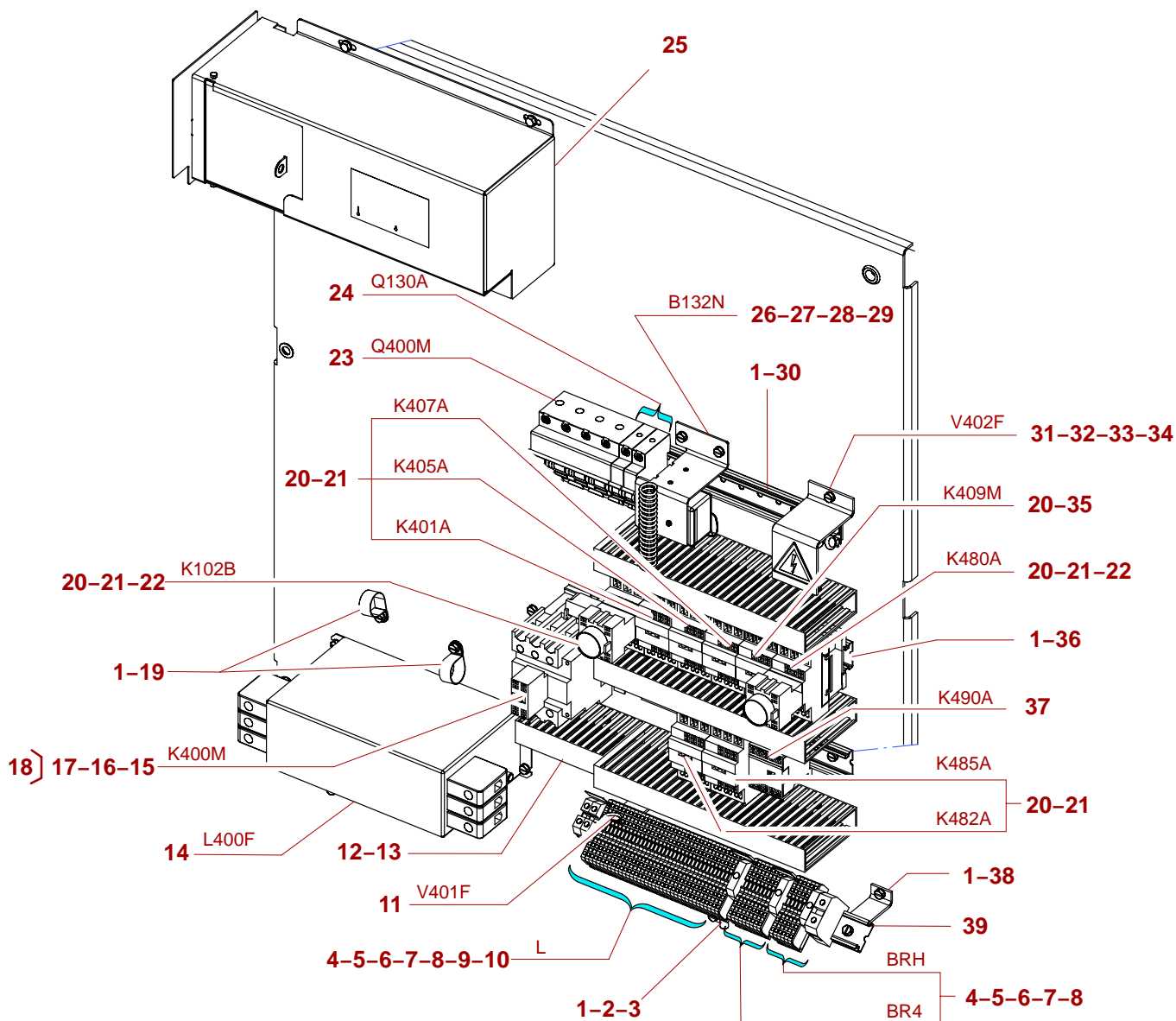
| REP | REFERENCE         | QTE      | QML | PRE | SY | DESIGNATION              | DESCRIPTION          |
|-----|-------------------|----------|-----|-----|----|--------------------------|----------------------|
|     | <b>D-03666-23</b> | <b>1</b> |     |     |    | <b>ARMOIRE-ELECT</b>     | <b>CONTROL-PANEL</b> |
| 1   | 20R-0800-007-0    | 1        |     |     |    | RESISTANCE EQUIPEE 500W  | RESISTANCE           |
| 2   | 20R-0200-209-0    | 1        |     |     |    | ARMOIRE-NUE 75LVF EQU.   | UNEQU. CONTROL PANEL |
| 3   | 20R-0500-163-0    | 1        |     |     |    | BLOC-CONV F5G 55KW       | CONVERTER BLOCK      |
| 4   | 20R-0101-226-1    | 1        |     |     |    | ARMOIRE-ELECTRIQUE 75LVF | CONTROL-PANEL        |



*Original parts or parts validated by POTAIN = SAFETY*

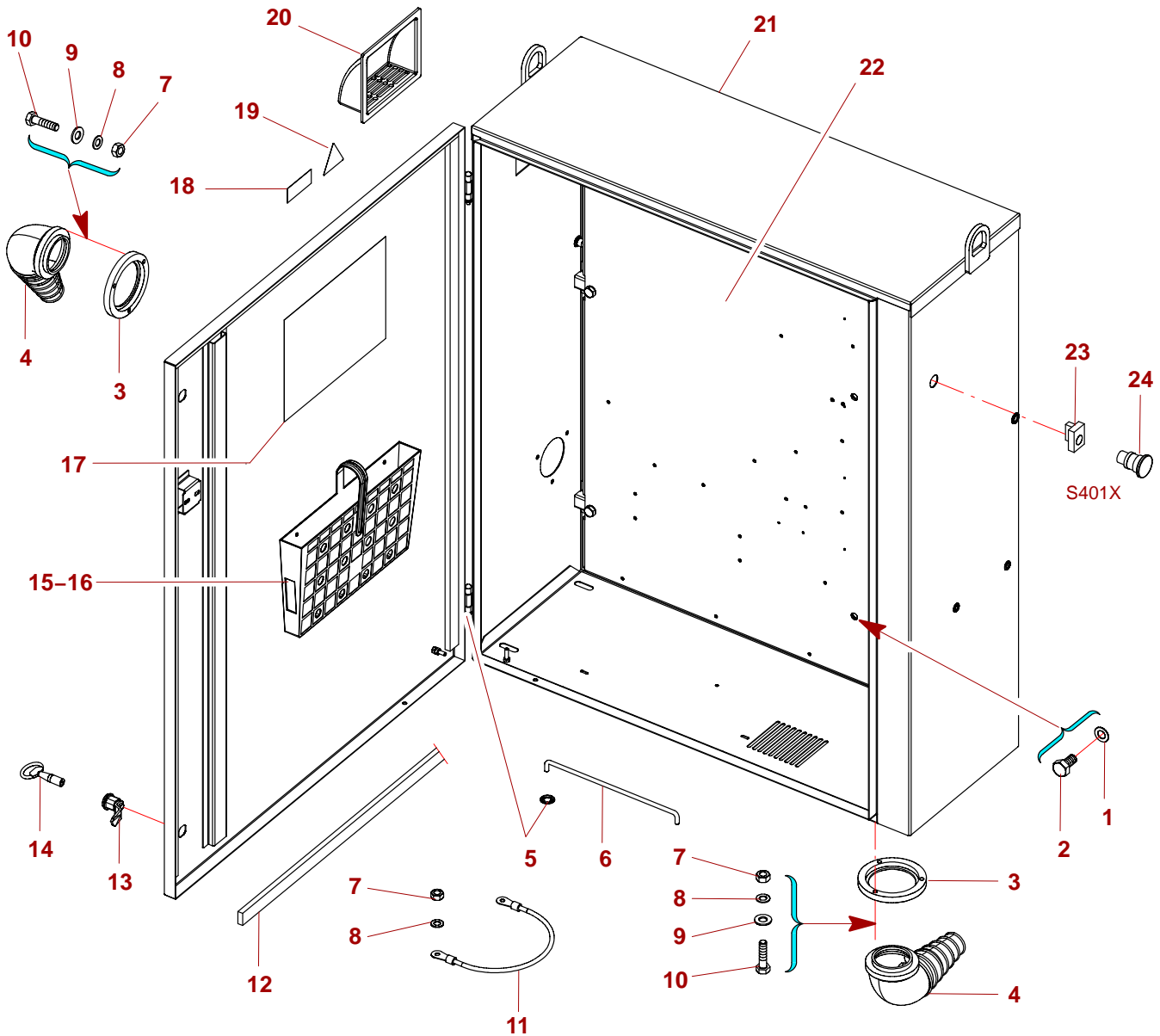
| REP | REFERENCE  | QTE      | QML | PRE | SY | DESIGNATION                     | DESCRIPTION          |
|-----|------------|----------|-----|-----|----|---------------------------------|----------------------|
|     |            | <b>1</b> |     |     |    | <b>ARMOIRE-ELECTRIQUE 75LVF</b> | <b>CONTROL-PANEL</b> |
| 1   | X-11330-93 | 31       |     |     |    | VIS M6X12 SP                    | SCREW                |
| 2   | T-39414-81 | 1        |     |     |    | ENTRETOISE M6 L70               | SPACER               |
| 3   | X-22369-32 | 2        |     |     |    | COLLIER-DE-SERRAGE D8/15        | COLLAR-BAND          |
| 4   | A-90670-14 | 3        |     |     |    | ETIQUETTE BORNIER               | STICKER/TAG          |
| 5   | U-11408-41 | 3        |     |     |    | BORNE L/PRESS 2,5P5P V/J        | TERMINAL             |
| 6   | V-11408-42 | 49       |     |     |    | BORNE L/PRESS 2.5P5 GR          | TERMINAL             |
| 7   | W-08408-31 | 3        | 1   |     |    | BUTEE D'ARRET BORNE             | STOP                 |
| 8   | W-11408-43 | 3        |     |     |    | FLASQUE BORNE P5                | FLANGE               |
| 9   | N-08408-92 | 2        |     |     |    | BORNE VIS 10MM2 P10P V/J        | TERMINAL             |
| 10  | Q-08408-94 | 1        | 5   |     |    | BORNE VIS 35MM2 P16P V/J        | TERMINAL             |
| 11  | P-03406-66 | 1        | 1   | 1   |    | LIMITEUR SURTENSION 480V        | LIMITER              |
| 12  | Z-11330-94 | 14       |     |     |    | VIS M4X16 SP                    | SCREW                |
| 13  | S-50669-62 | 1        |     |     |    | LOT-DEBIT-GOULOTTE              | SET OF CABLE TROUGHS |
| 14  | S-62424-69 | 1        |     |     |    | FILTRE CEM SCHAFFNER            | FILTER               |
| 15  | W-28411-87 | 1        |     | 2   |    | BLOC RC 24-48V D09 A D95        | BLOCK                |
| 16  | R-63411-38 | 1        |     | 1   |    | BLOC CONTACTS 2F                | BLOCK                |
| 17  | E-27411-67 | 1        |     | 1   |    | CONTACTEUR 3X80A+O+FB48V        | SWITCH               |
| 18  | D-33411-44 | 1        |     | 1   |    | BOBINE 48V (40-95A)             | COIL                 |
| 19  | M-22369-45 | 2        |     |     |    | COLLIER-DE-SERRAGE              | COLLAR-BAND          |

.../..



*Original parts or parts validated by POTAIN = SAFETY*

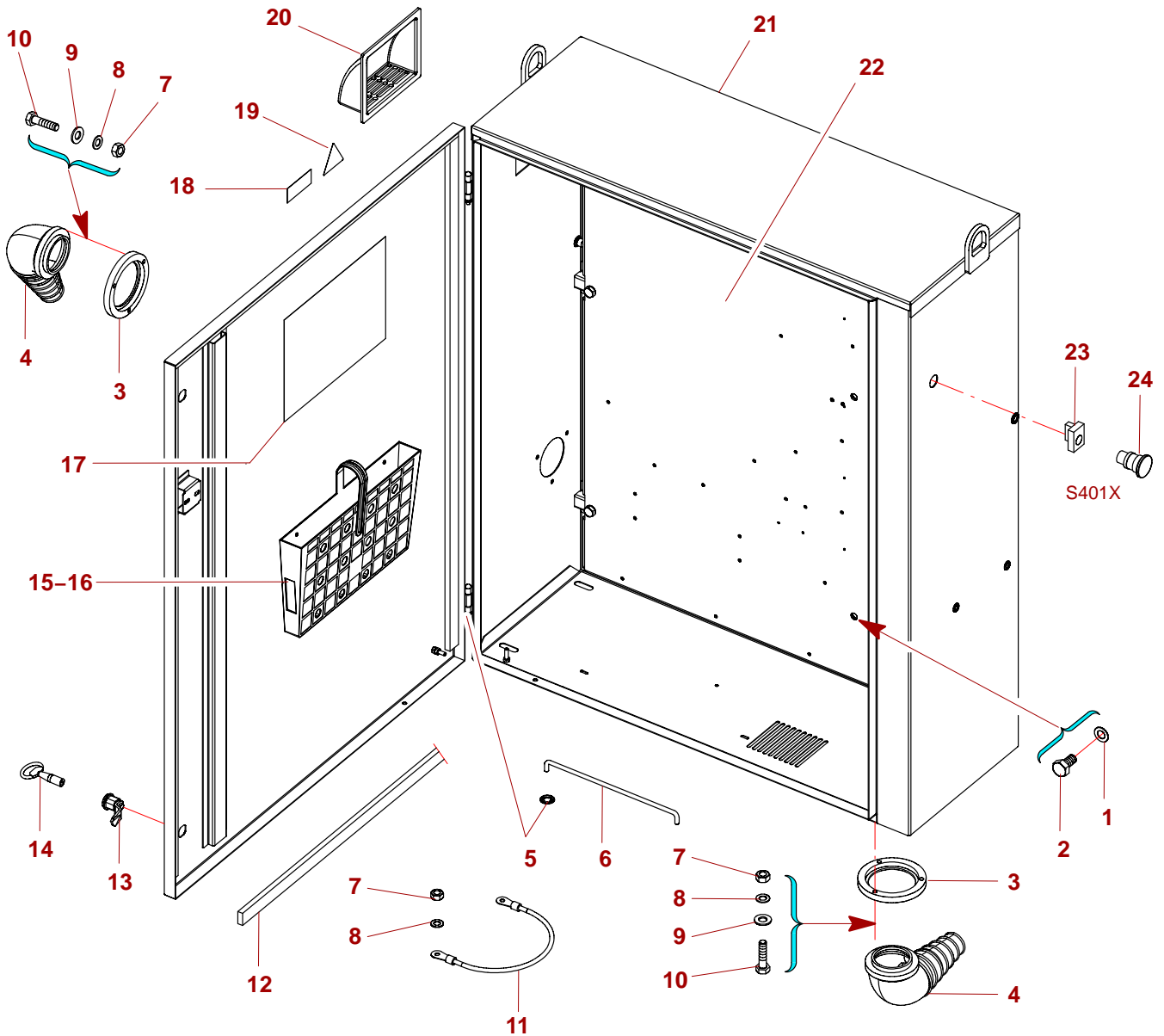
| REP | REFERENCE  | QTE | QML | PRE | SY | DESIGNATION              | DESCRIPTION          |
|-----|------------|-----|-----|-----|----|--------------------------|----------------------|
| 20  | A-63411-46 | 8   |     | 2   |    | BLOC RC 24V-48V          | BLOCK                |
| 21  | K-63411-32 | 7   |     | 1   |    | RELAIS-AUXILIAIRE 3F+20  | AUXILIARY RELAY      |
| 22  | W-63411-43 | 2   |     | 1   |    | TEMPORISATEUR R 0,1-3S   | TIME-DELAY           |
| 23  | Q-62412-94 | 1   |     | 3   |    | DISJONCTEUR TETRA 125A   | AUTOM.CIRCUITBREAKER |
| 24  | V-18412-38 | 1   |     |     |    | DISJONCTEUR BIPOL 2A     | AUTOM.CIRCUITBREAKER |
| 25  | W-95410-64 | 1   |     |     |    | CONDUIT VENTIL GAUCHE EQ | PIPE                 |
| 26  | A-63418-13 | 1   |     | 2   |    | SONDE 0,20,40,50 DEGRES  | PROBE                |
| 27  | E-00348-03 | 2   | 200 |     |    | RONDELLE DE 3 DE         | WASHER               |
| 28  | G-90410-07 | 1   |     |     |    | SUPPORT REGULATION       | SUPPORT              |
| 29  | H-00325-06 | 2   |     |     |    | VIS C M3X12 CL4.8        | SCREW                |
| 30  | U-02986-50 | 1   |     |     |    | PROFIL DIN 35 SP L350    | PROFILE              |
| 31  | L-01325-36 | 1   |     |     |    | VIS CB M5X25             | SCREW                |
| 32  | P-95515-68 | 1   |     |     |    | ADHESIF DANGER           | ADHESIVE             |
| 33  | P-65406-38 | 1   |     | 1   |    | REDRESSEUR 500V          | RECTIFIER            |
| 34  | S-90670-07 | 1   |     |     |    | CAPOT PROTECTION 2P      | COVER                |
| 35  | M-63411-34 | 1   |     | 1   |    | CONTACTEUR 4X25A 10+1F   | SWITCH               |
| 36  | T-03986-76 | 2   |     |     |    | PROFIL DIN 35 SP L275    | PROFILE              |
| 37  | H-63411-99 | 1   |     | 1   |    | CONTACTEUR 3P+O RESS     | SWITCH               |
| 38  | G-10410-09 | 2   |     |     |    | SUPPORT BORNIER          | SUPPORT              |
| 39  | U-02986-96 | 1   |     |     |    | PROFIL DIN 35 SP L375    | PROFILE              |



*Original parts or parts validated by POTAIN = SAFETY*

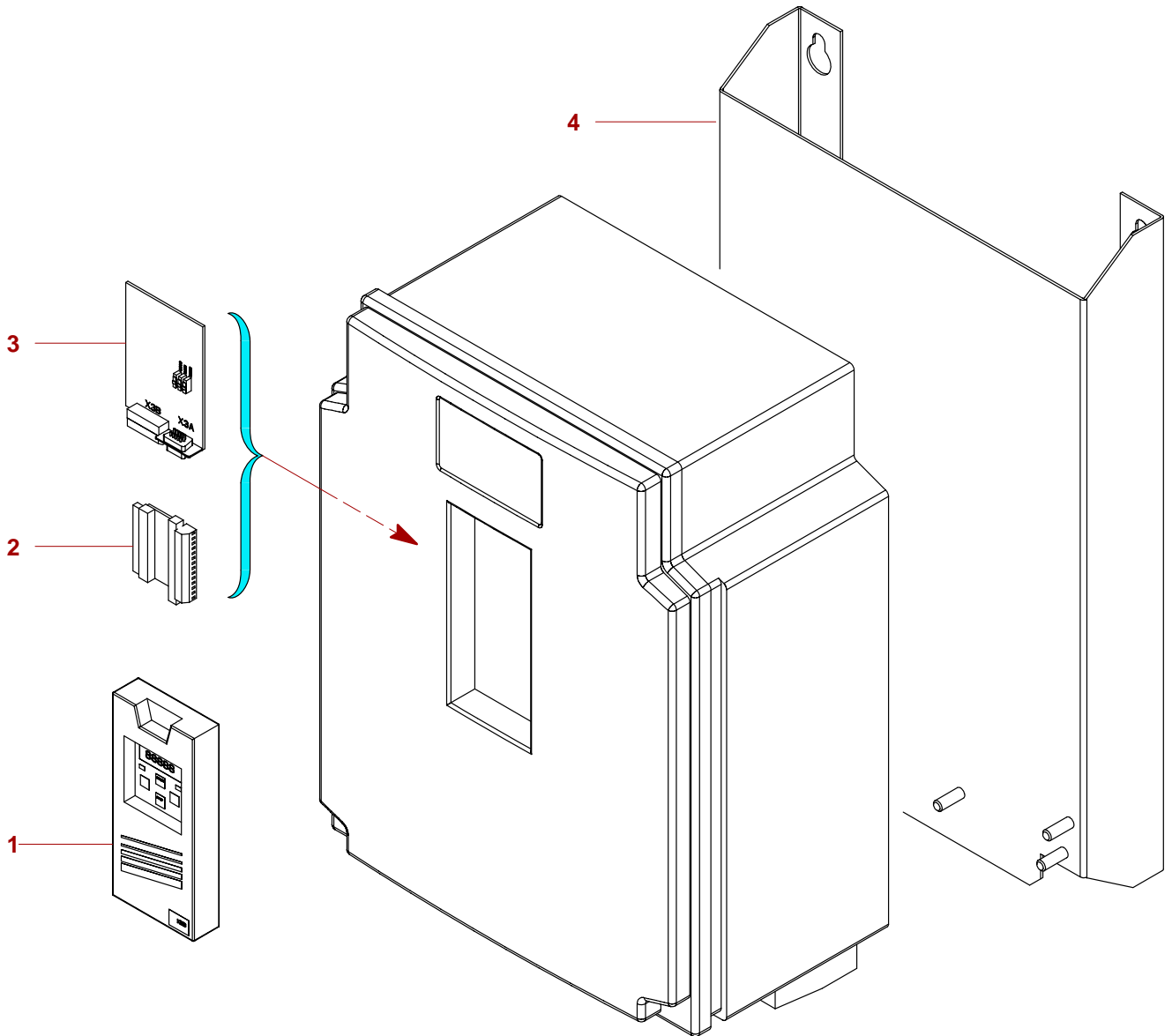
| REP | REFERENCE  | QTE  | QML | PRE | SY | DESIGNATION                   | DESCRIPTION                 |
|-----|------------|------|-----|-----|----|-------------------------------|-----------------------------|
|     |            | 1    |     |     |    | <b>ARMOIRE-NUE 75LVF EQU.</b> | <b>UNEQU. CONTROL PANEL</b> |
| 1   | R-00348-14 | 8    |     |     |    | RONDELLE DEC 10               | WASHER                      |
| 2   | S-00338-26 | 8    | 200 |     |    | VIS H M10X20/20 CL8.8         | SCREW                       |
| 3   | E-20421-51 | 2    |     |     |    | SUPPORT MANCHON               | SUPPORT                     |
| 4   | E-11421-15 | 2    |     |     |    | MANCHON-CAOUTCHOUC COUDE      | RUBBER SLEEVE               |
| 5   | U-01363-16 | 3    |     |     |    | ANNEAU TRUARC 6 E             | RING                        |
| 6   | T-64410-06 | 1    |     |     |    | ARRET DE PORTE                | LOCK                        |
| 7   | C-00341-11 | 9    | 200 |     |    | ECROU H M6 CL 8.8             | NUT                         |
| 8   | L-00348-09 | 9    | 200 |     |    | RONDELLE DE 6 DE              | WASHER                      |
| 9   | U-00350-01 | 7    | 500 |     |    | RONDELLE M 6 N                | WASHER                      |
| 10  | W-00338-07 | 6    | 100 |     |    | VIS H M6X25/25 CL8.8          | SCREW                       |
| 11  | Q-66410-11 | 1    |     |     |    | FIL DE MASSE EQUI. 0.28M      | WIRE                        |
| 12  | D-02031-62 | 3,79 |     | 2   | LA | JOINT MOUSSE ADH 25X10        | SEAL                        |
| 13  | N-09520-97 | 2    |     |     |    | LOQUET 1/4 TOUR ANTIVIBR      | CATCH                       |
| 14  | P-09520-98 | 1    |     |     |    | CLE TRIANGLE 7                | SPANNER                     |
| 15  | N-33410-61 | 1    |     |     |    | VIDE-POCHE ARMOIRE ELECT      | CUBBYHOLE                   |
| 16  | Z-01354-23 | 2    |     |     |    | RIVET ALU D4X10               | RIVET                       |
| 17  | T-01715-05 | 1    |     |     |    | ADHESIF SYNOPTIQUE U400X      | ADHESIVE                    |
| 18  | Q-18475-35 | 1    |     |     |    | PLAQUE CODE SERIE             | PLATE                       |

.../..



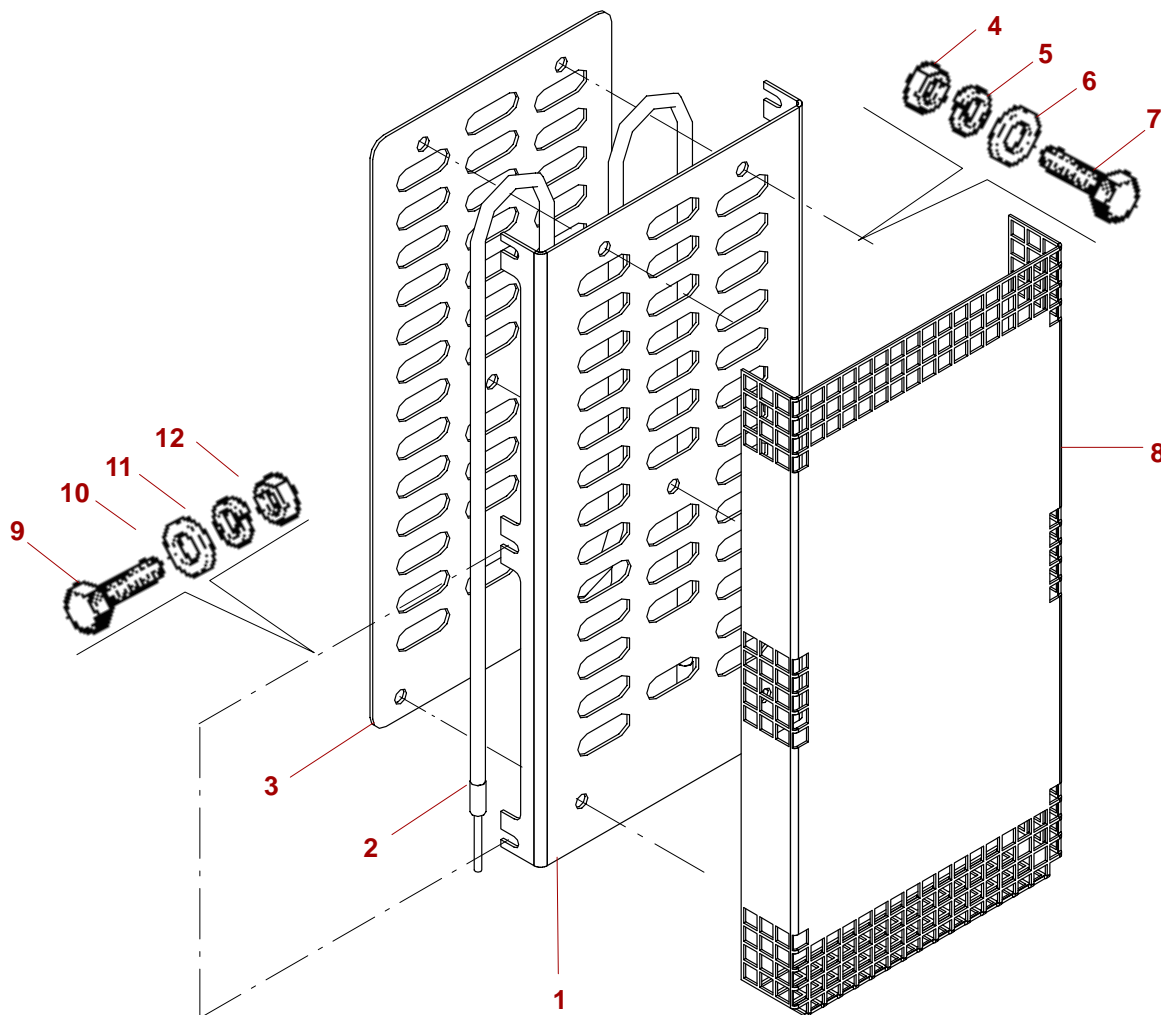
*Original parts or parts validated by POTAIN = SAFETY*

| REP | REFERENCE  | QTE | QML | PRE | SY | DESIGNATION              | DESCRIPTION          |
|-----|------------|-----|-----|-----|----|--------------------------|----------------------|
| 19  | P-95515-68 | 1   |     |     |    | ADHESIF DANGER           | ADHESIVE             |
| 20  | P-86410-90 | 1   |     |     |    | OUIE-VENTIL              | AIR ADMISSION        |
| 21  | A-95410-67 | 1   |     |     |    | ARMOIRE-NUE 900X1100X350 | UNEQU. CONTROL PANEL |
| 22  | L-01669-67 | 1   |     |     |    | PLATINE-NUE 860X1060X18  | UNEQU. PLATE         |
| 23  | J-56413-56 | 1   |     | 2   |    | CORPS DE BOUTON 1"O"     | BODY                 |
| 24  | V-56413-44 | 1   |     | 2   |    | TETE BOUTON CP ROUGE     | HEAD                 |



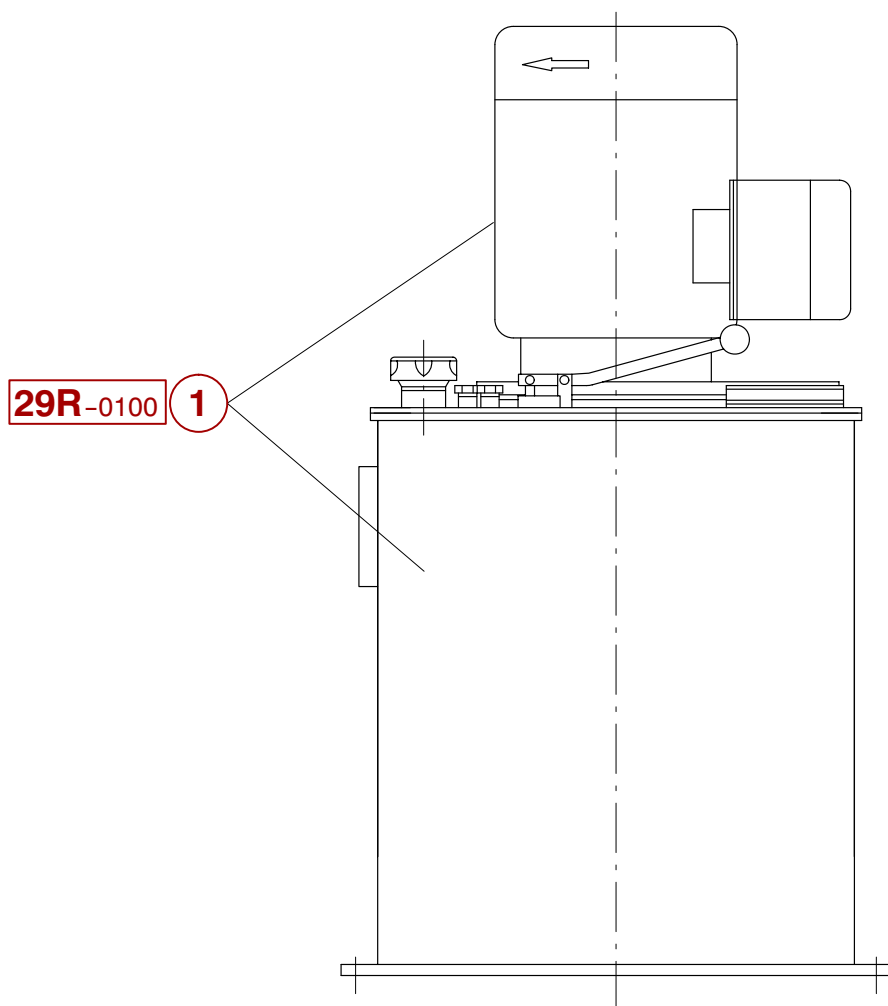
*Original parts or parts validated by POTAIN = SAFETY*

| REP | REFERENCE         | QTE      | QML | PRE      | SY | DESIGNATION                | DESCRIPTION            |
|-----|-------------------|----------|-----|----------|----|----------------------------|------------------------|
|     | <b>G-71406-55</b> | <b>1</b> |     | <b>2</b> |    | <b>BLOC-CONV F5G 55 KW</b> | <b>CONVERTER BLOCK</b> |
| 1   | V-71406-68        | 1        |     | 2        |    | OPERATEUR F5 PROGRAMME     | DISPLAY MODULE         |
| 2   | F-70406-96        | 1        |     | 2        |    | CARTE PROTECTION E/S F5    | CARD                   |
| 3   | G-70406-97        | 1        |     | 2        |    | CARTE SURVITESSE F5 GME    | CARD                   |
| 4   | P-71406-85        | 1        |     |          |    | EQUERRE FIXATION E/S F5    | ANGLE PIECE            |



*Original parts or parts validated by POTAIN = SAFETY*

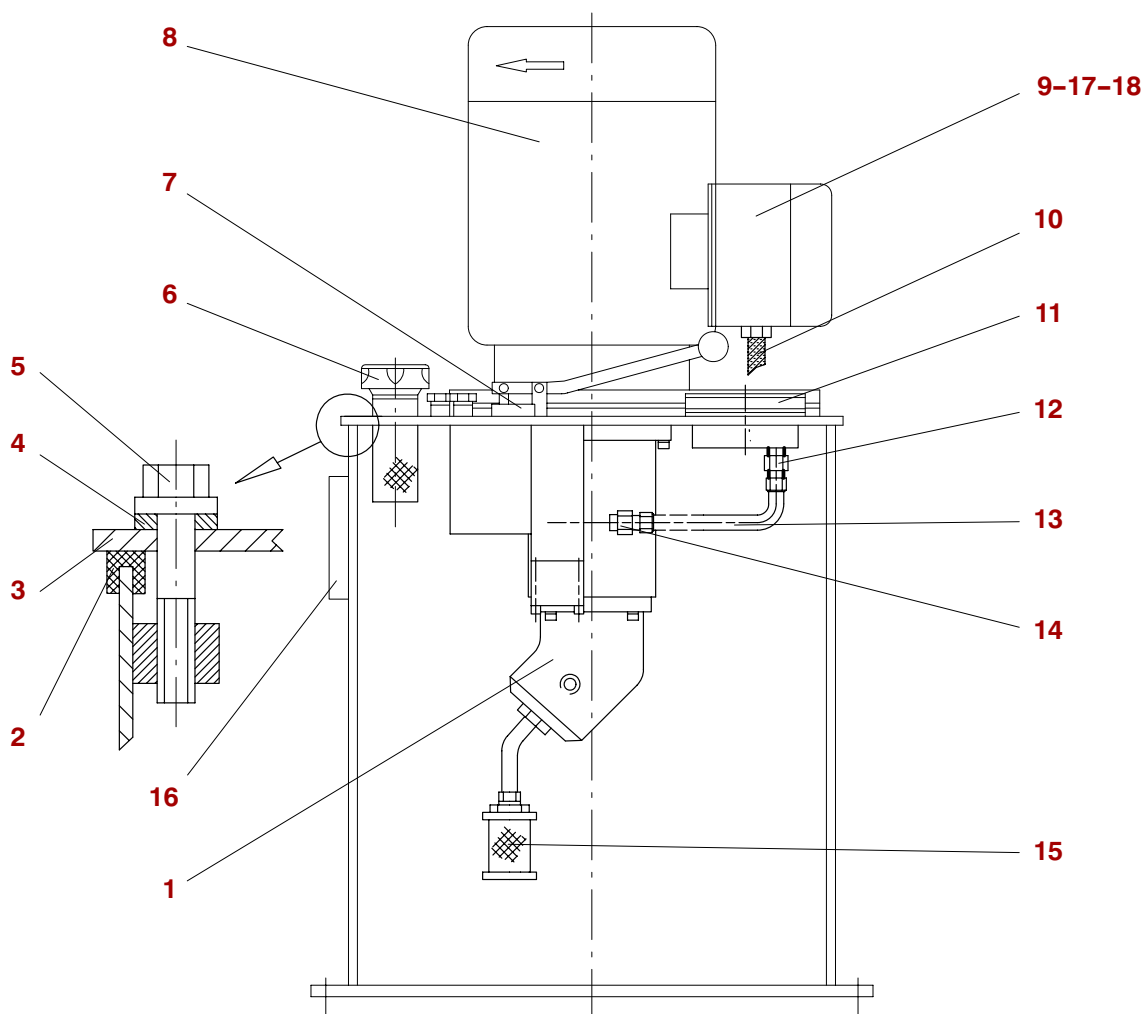
| REP | REFERENCE         | QTE      | QML | PRE      | SY | DESIGNATION                    | DESCRIPTION       |
|-----|-------------------|----------|-----|----------|----|--------------------------------|-------------------|
|     | <b>P-90410-14</b> | <b>1</b> |     | <b>1</b> |    | <b>RESISTANCE EQUIPEE 500W</b> | <b>RESISTANCE</b> |
| 1   | Q-65253-44        | 1        |     |          |    | TOLE 2X 252X400 2PL            | PLATE             |
| 2   | V-15418-93        | 1        |     | 3        |    | CHAUFFAGE ARMOI 400V           | HEATING           |
| 3   | R-65253-45        | 1        |     |          |    | TOLE 2X 180X384 0PL            | PLATE             |
| 4   | E-00341-13        | 5        |     |          |    | ECROU H M8 CL 56               | NUT               |
| 5   | C-00347-09        | 5        |     |          |    | RONDELLE W8                    | WASHER            |
| 6   | V-00350-02        | 5        |     |          |    | RONDELLE M 8 N                 | WASHER            |
| 7   | G-00326-43        | 5        |     |          |    | VIS H M8X25/25 CL5.6           | SCREW             |
| 8   | N-90410-13        | 1        |     |          | BA | GRILLE DE PROTECTION           | GRILL             |
| 9   | X-11330-93        | 4        |     |          |    | VIS M6X12 SP                   | SCREW             |
| 10  | U-00350-01        | 4        |     |          |    | RONDELLE M 6 N                 | WASHER            |
| 11  | L-00348-09        | 4        |     |          |    | RONDELLE DE 6 DE               | WASHER            |
| 12  | C-00341-11        | 4        | 200 |          |    | ECROU H M6 CL 8.8              | NUT               |



*Original parts or parts validated by POTAIN = SAFETY*

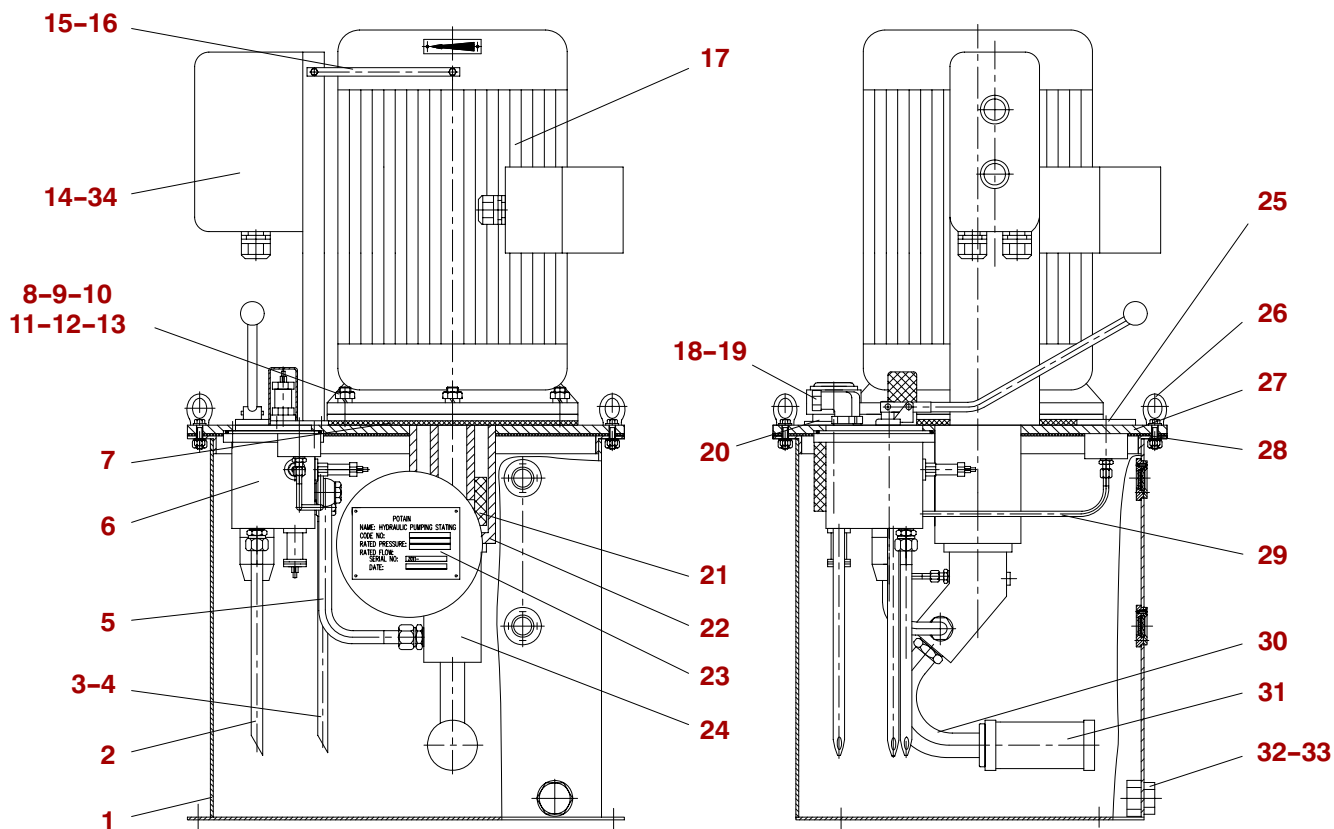
| REP | REFERENCE         | QTE      | QML | PRE | SY | DESIGNATION        | DESCRIPTION           |
|-----|-------------------|----------|-----|-----|----|--------------------|-----------------------|
|     | <b>F-82662-97</b> | <b>1</b> |     |     |    | <b>GROUPE-HYDR</b> | <b>HYDRAULIC-UNIT</b> |
| 1   | 29R-0100-042-1    | 1        |     |     |    | MA GROUPE-HYDR     | HYDRAULIC-UNIT        |
| 1   | 29R-0100-051-0    | 1        |     |     |    | MA GROUPE-HYDR     | HYDRAULIC-UNIT        |
| 2   | V-53974-06        | 115      |     |     |    | KA HUILE           | OIL                   |





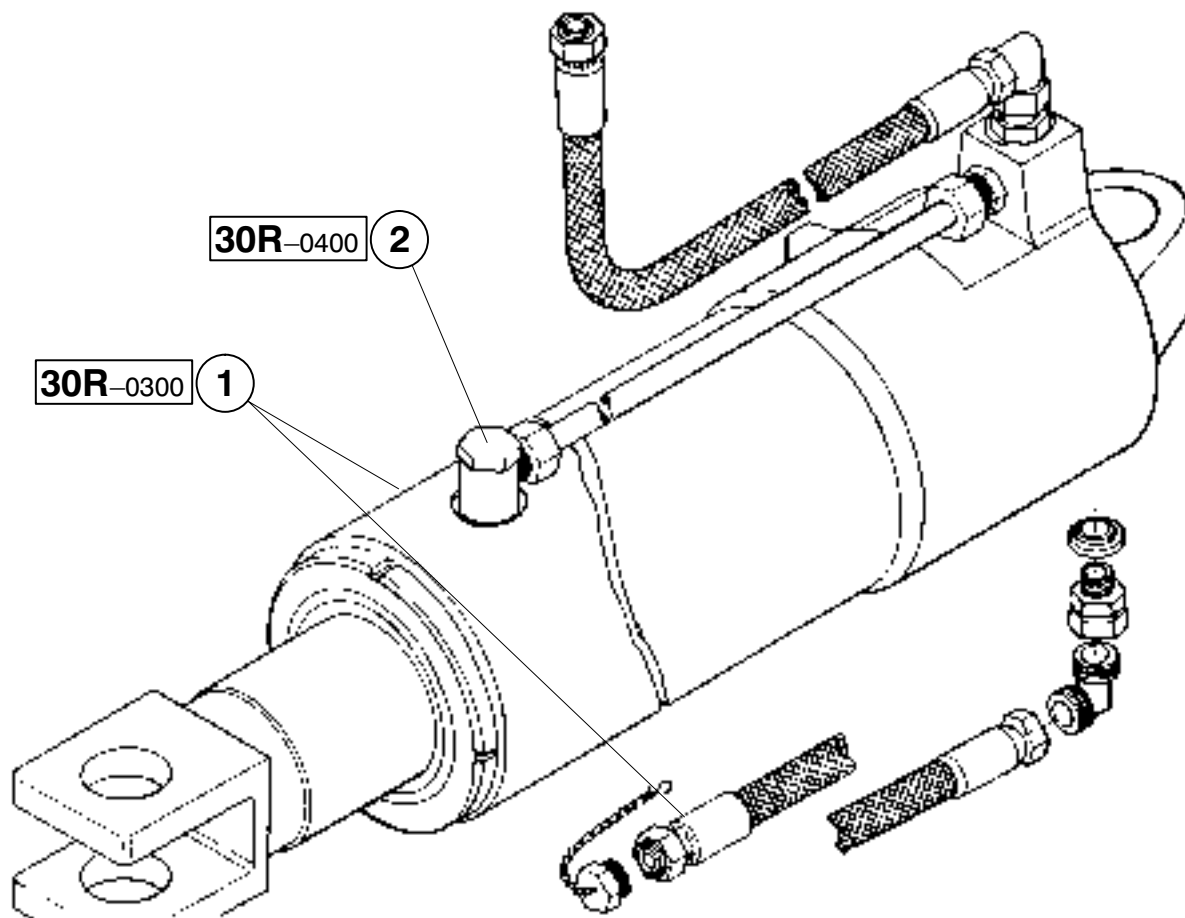
*Original parts or parts validated by POTAIN = SAFETY*

| REP | REFERENCE            | QTE      | QML | PRE | SY | DESIGNATION            | DESCRIPTION           |
|-----|----------------------|----------|-----|-----|----|------------------------|-----------------------|
|     | <b>G-82662-98/EK</b> | <b>1</b> |     |     |    | <b>GROUPE-HYDR</b>     | <b>HYDRAULIC-UNIT</b> |
| 1   | U-74662-09           | 1        |     | 3   |    | POMPE A2F16R           | PUMP                  |
| 2   | R-74662-06           | 1        |     | 2   |    | JOINT YZ3-002          | SEAL                  |
| 3   | X-83662-48           | 1        |     |     |    | COUVERCLE              | COVER PLATE           |
| 4   | Q-74662-28           | 4        |     | 3   |    | RONDELLE YZ3-0011      | WASHER                |
| 5   | M-01338-02           | 4        |     |     |    | VIS H M16X40/40 CL8-8  | SCREW                 |
| 6   | B-74662-15           | 1        |     | 3   |    | FILTRE-A-AIR           | AIR FILTER            |
| 7   | E-74662-18           | 1        |     | 3   |    | DISTRIBUTEUR           | SELECTOR BLOCK        |
| 8   | Q-51974-85           | 1        |     | 3   |    | MOTEUR Y130L-4W50/60HZ | MOTOR                 |
| 9   | V-86662-12           | 1        |     |     |    | CARTER                 | HOUSING               |
| 10  | N-61974-08           | 1        |     |     |    | CABLE GT               | ROPE                  |
| 11  | D-74662-17           | 1        |     | 2   |    | MANOMETRE-HUILE        | OIL PRESSURE GAUGE    |
| 12  | Z-83662-49           | 1        |     |     |    | RACCORD                | CONNECTION            |
| 13  | A-83662-50           | 0,80     |     |     |    | TUBE                   | PIPE                  |
| 14  | B-83662-51           | 1        |     |     |    | RACCORD                | CONNECTION            |
| 15  | X-74662-12           | 1        |     |     |    | CARTOUCHE-FILTRE       | FILTER CARTRIDGE      |
| 16  | Z-74662-13           | 1        |     |     |    | NIVEAU                 | LEVEL                 |
| 17  | U-86662-11           | 1        |     | 2   |    | DISJONCTEUR            | AUTOM.CIRCUITBREAKER  |
| 18  | R-85662-73           | 1        |     |     |    | INDICATEUR             | INDICATOR             |



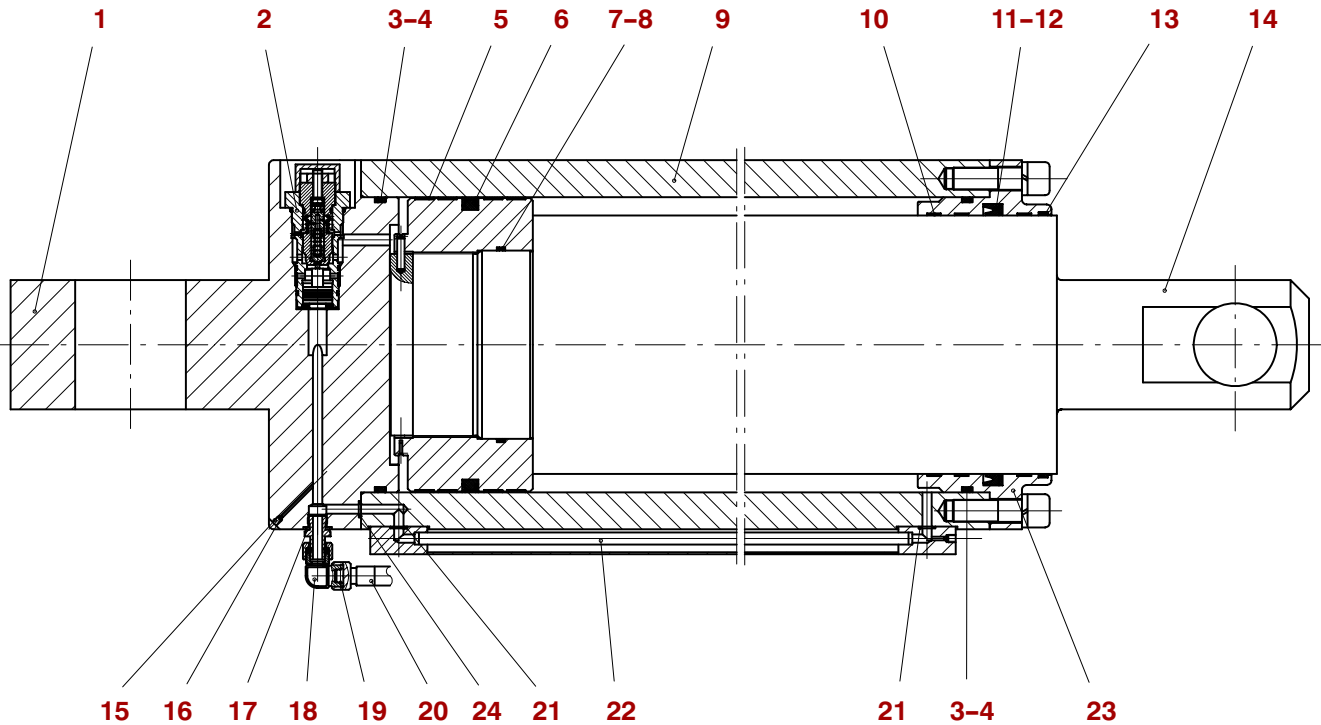
*Original parts or parts validated by POTAIN = SAFETY*

| REP | REFERENCE            | QTE      | QML | PRE | SY | DESIGNATION        | DESCRIPTION           |
|-----|----------------------|----------|-----|-----|----|--------------------|-----------------------|
|     | <b>G-82662-98/EH</b> | <b>1</b> |     |     |    | <b>GRUPE-HYDR</b>  | <b>HYDRAULIC-UNIT</b> |
| 1   | P-85662-94           | 1        |     |     |    | RESERVOIR          | RESERVOIR             |
| 2   | Q-85662-95           | 1        |     |     |    | TUBE HYD           | PIPE                  |
| 3   | R-85662-96           | 1        |     |     |    | TUBE HYD           | PIPE                  |
| 4   | S-85662-97           | 1        |     |     |    | TUBE HYD           | PIPE                  |
| 5   | T-85662-98           | 1        |     |     |    | TUBE HYD           | PIPE                  |
| 6   | H-85662-65           | 1        |     | 3   |    | DISTRIBUTEUR       | SELECTOR BLOCK        |
| 7   | K-86662-02           | 1        |     | 2   |    | JOINT              | SEAL                  |
| 8   | C-00338-58           | 4        |     |     |    | VIS H M18X70 CL8-8 | SCREW                 |
| 9   | C-00341-80           | 4        |     |     |    | ECROU H M18 CL8    | NUT                   |
| 10  | K-00347-16           | 4        |     |     |    | RONDELLE W18       | WASHER                |
| 11  | B-00350-07           | 4        |     |     |    | RONDELLE M 18 N    | WASHER                |
| 12  | S-86662-09           | 4        |     |     |    | RONDELLE           | WASHER                |
| 13  | T-86662-10           | 1        |     | 2   |    | JOINT              | SEAL                  |
| 14  | U-86662-11           | 1        |     | 2   |    | DISJONCTEUR        | AUTOM.CIRCUITBREAKER  |
| 15  | U-85662-99           | 1        |     |     |    | BRIDE              | BRACKET               |
| 16  | J-86662-01           | 1        |     |     |    | BRIDE              | BRACKET               |
| 17  | L-85662-68           | 1        |     | 3   |    | MOTEUR             | MOTOR                 |
| 18  | P-85662-71           | 2        |     |     |    | BOUCHON            | PLUG                  |
| 19  | Q-85662-72           | 2        |     | 2   |    | RACCORD            | CONNECTION            |
| 20  | B-74662-15           | 1        |     | 3   |    | FILTRE-A-AIR       | AIR FILTER            |
| 21  | L-86662-03           | 1        |     |     |    | COUPLEUR           | ELECTRODYN-COUPLING   |
| 22  | M-86662-04           | 1        |     |     |    | SUPPORT            | SUPPORT               |
| 23  | N-86662-05           | 1        |     |     |    | PLAQUES-INDIC      | INDICATING-PLATE      |
| 24  | U-74662-09           | 1        |     | 3   |    | POMPE A2F16R       | PUMP                  |
| 25  | Z-85662-80           | 1        |     | 2   |    | MANOMETRE-HUILE    | OIL PRESSURE GAUGE    |
| 26  | W-86662-13           | 1        |     |     |    | OREILLE            | LUG                   |
| 27  | X-86662-14           | 1        |     |     |    | PLAQUE             | PLATE                 |
| 28  | Z-86662-15           | 1        |     | 2   |    | JOINT              | SEAL                  |
| 29  | A-85662-81           | 1        |     |     |    | TUBE HYD           | PIPE                  |
| 30  | P-86662-06           | 1        |     |     |    | TUBE HYD           | PIPE                  |
| 31  | R-86662-08           | 1        |     | 3   |    | CARTOUCHE-FILTRE   | FILTER CARTRIDGE      |
| 32  | W-85662-78           | 1        |     | 2   |    | RONDELLE           | WASHER                |
| 33  | X-85662-79           | 1        |     |     |    | BOUCHON            | PLUG                  |
| 34  | V-86662-12           | 1        |     |     |    | CARTER             | HOUSING               |



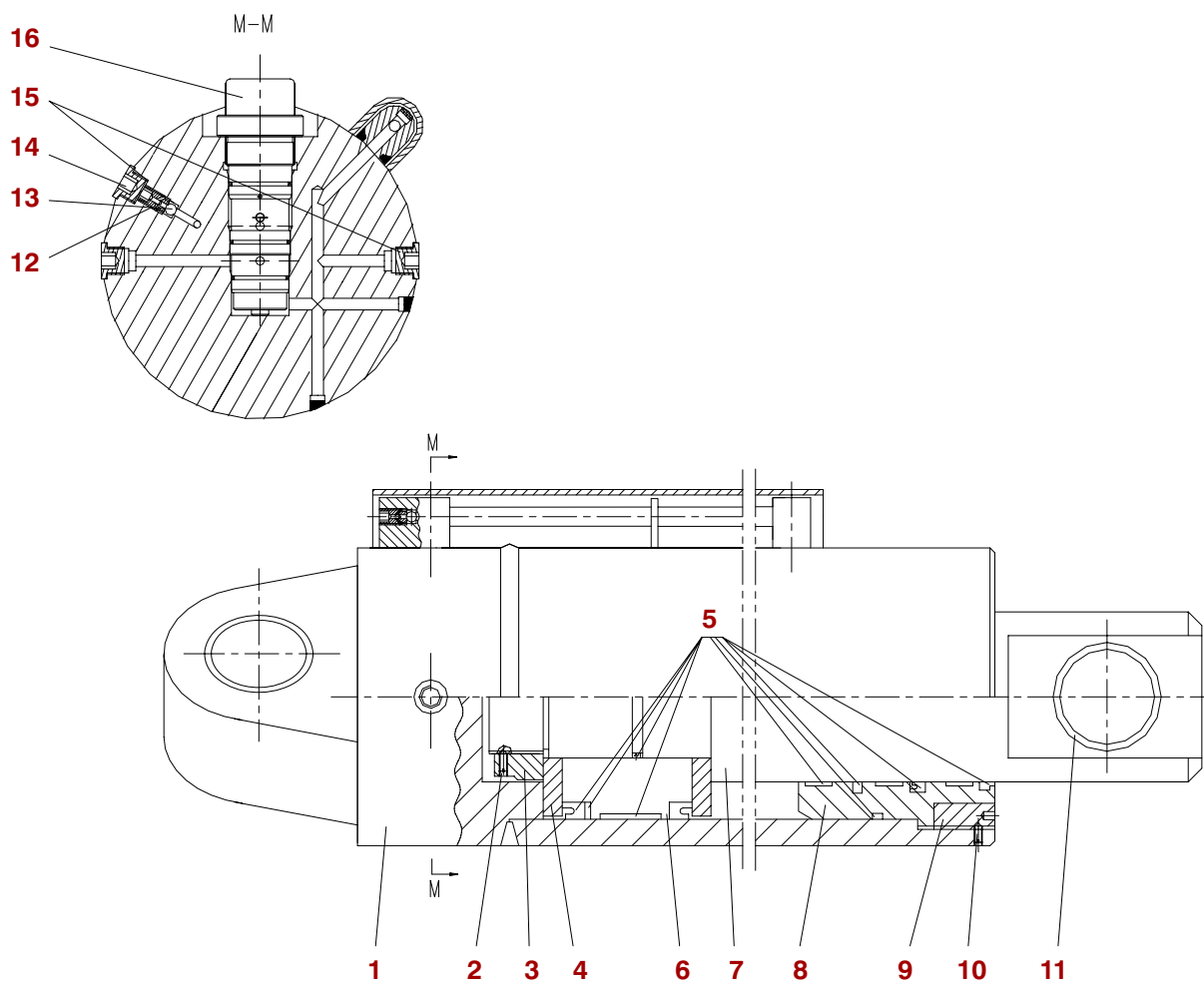
*Original parts or parts validated by POTAIN = SAFETY*

| REP | REFERENCE         | QTE      | QML | PRE | SY | DESIGNATION              | DESCRIPTION     |
|-----|-------------------|----------|-----|-----|----|--------------------------|-----------------|
|     | <b>C-82662-94</b> | <b>1</b> |     |     |    | <b>VERIN HYDRAULIQUE</b> | <b>CYLINDER</b> |
| 1   | 30R-0300-007-1    | 1        |     |     |    | MA VÉRIN 180X125 C1600   | CYLINDER        |
| 1   | 30R-0300-013-0    | 1        |     |     |    | MA VÉRIN 180X125 C1600   | CYLINDER        |
| 2   | 30R-0400-007-1    | 1        |     |     |    | MA CARTOUCHE DE VERIN    | CARTRIDGE       |
| 2   | 30R-0400-009-0    | 1        |     |     |    | MA CARTOUCHE DE VERIN    | CARTRIDGE       |



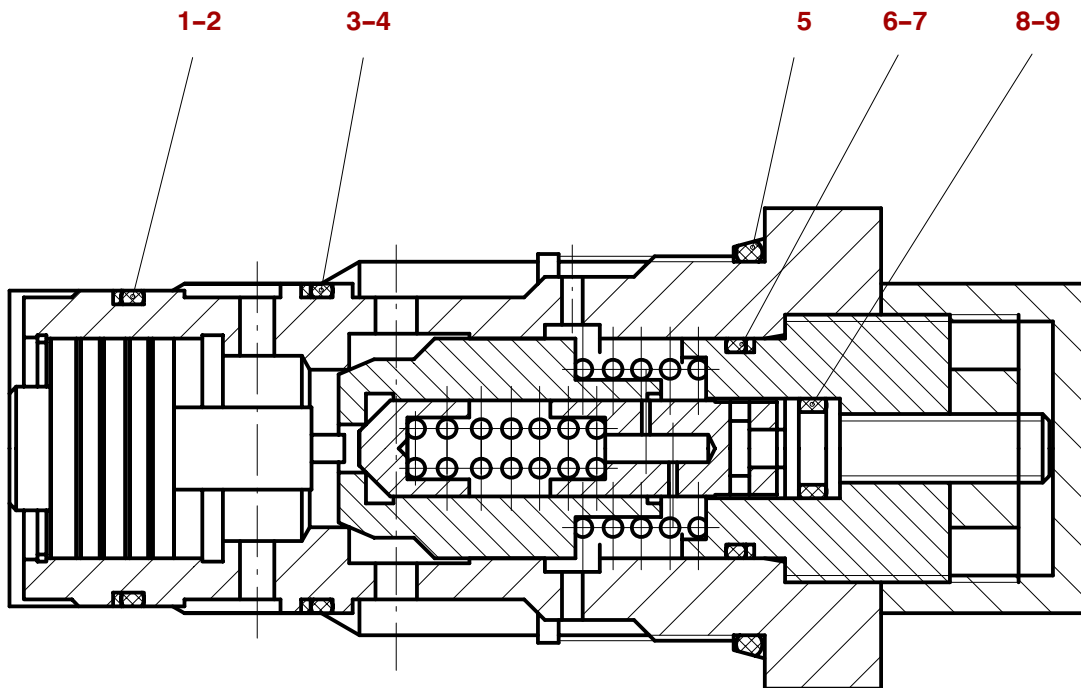
*Original parts or parts validated by POTAIN = SAFETY*

| REP | REFERENCE            | QTE      | QML | PRE | SY | DESIGNATION              | DESCRIPTION     |
|-----|----------------------|----------|-----|-----|----|--------------------------|-----------------|
|     | <b>C-82662-94/EK</b> | <b>1</b> |     |     |    | <b>VERIN HYDRAULIQUE</b> | <b>CYLINDER</b> |
| 1   | U-86662-80           | 1        |     |     |    | CHAPE-DE-VERIN           | CYLINDER-FORK   |
| 2   | Q-54974-28           | 1        |     |     |    | CARTOUCHE DE VERIN       | CARTRIDGE       |
| 3   | L-54974-47           | 2        |     | 3   |    | BAGUE                    | BUSHING         |
| 4   | M-54974-48           | 2        |     | 3   |    | JOINT                    | SEAL            |
| 5   | N-54974-49           | 2        |     | 3   |    | BAGUE GUIDE              | BUSHING         |
| 6   | P-54974-50           | 1        |     | 3   |    | JOINT                    | SEAL            |
| 7   | R-54974-75           | 1        |     | 3   |    | JOINT                    | SEAL            |
| 8   | S-54974-76           | 2        |     | 3   |    | BAGUE                    | BUSHING         |
| 9   | V-86662-81           | 1        |     |     |    | CYLINDRE-DE-VERIN        | JACK BODY       |
| 10  | T-54974-77           | 3        |     | 3   |    | GUIDE                    | GUIDE           |
| 11  | U-54974-78           | 1        |     | 3   |    | JOINT                    | SEAL            |
| 12  | V-54974-79           | 1        |     | 3   |    | BAGUE                    | BUSHING         |
| 13  | W-54974-80           | 1        |     | 3   |    | BAGUE                    | BUSHING         |
| 14  | W-86662-82           | 1        |     |     |    | TIGE-DE-VERIN            | PISTON ROD      |
| 15  | Z-86662-38           | 3        |     |     |    | VIS-DE-PURGE             | BLEED SCREW     |
| 16  | A-86662-39           | 3        |     |     |    | BILLE                    | BALL            |
| 17  | B-86662-40           | 2        |     | 3   |    | JOINT                    | SEAL            |
| 18  | F-54974-42           | 2        |     |     |    | LOT RACCORD              | SET             |
| 19  | H-54974-44           | 4        |     | 3   |    | JOINT 20336(12-2)        | SEAL            |
| 20  | J-54974-45           | 2        |     |     |    | FLEXIBLE D13 L4M         | HOSE            |
| 21  | D-54974-40           | 2        |     | 3   |    | JOINT                    | SEAL            |
| 22  | X-86662-83           | 1        |     |     |    | LOT RACCORD              | SET             |
| 23  | Z-86662-84           | 1        |     |     |    | COUVERCLE                | COVER PLATE     |
| 24  | C-54974-39           | 1        |     | 3   |    | JOINT 20404(16-2)        | SEAL            |
| 25  | A-86662-85           | 1        |     |     | AA | MOYEU                    | HUB             |



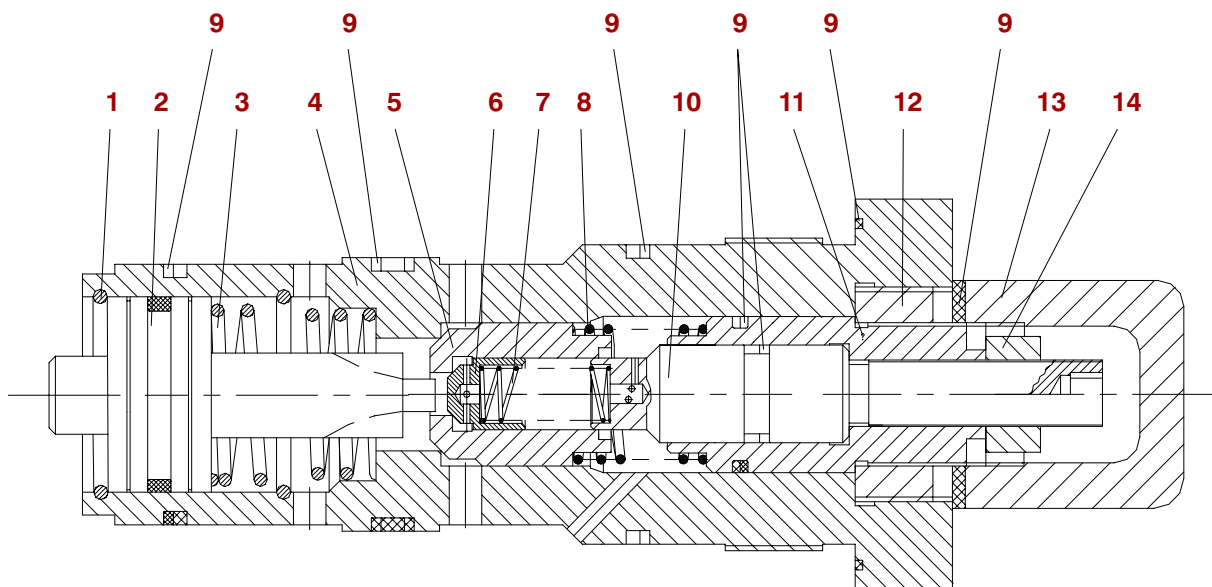
*Original parts or parts validated by POTAIN = SAFETY*

| REP | REFERENCE            | QTE      | QML | PRE | SY | DESIGNATION              | DESCRIPTION     |
|-----|----------------------|----------|-----|-----|----|--------------------------|-----------------|
|     | <b>C-82662-94/EH</b> | <b>1</b> |     |     |    | <b>VERIN HYDRAULIQUE</b> | <b>CYLINDER</b> |
| 1   | E-86662-43           | 1        |     |     |    | CYLINDRE-DE-VERIN        | JACK BODY       |
| 2   | F-86662-44           | 1        |     |     |    | VIS STF M10X20           | SCREW           |
| 3   | G-86662-45           | 1        |     |     |    | ECROU                    | NUT             |
| 4   | H-86662-46           | 4        |     |     |    | PLAQUE                   | PLATE           |
| 5   | J-86662-47           | 1        |     | 3   |    | POCHETTE-JOINTS          | SET OF SEALS    |
| 6   | K-86662-48           | 1        |     |     |    | PISTON                   | PISTON          |
| 7   | L-86662-49           | 1        |     | 3   |    | TIGE-DE-VERIN            | PISTON ROD      |
| 8   | M-86662-50           | 1        |     |     |    | MANCHON                  | SLEEVE          |
| 9   | N-86662-51           | 1        |     |     |    | COUVERCLE                | COVER PLATE     |
| 10  | P-86662-52           | 1        |     |     |    | VIS STF M8X12            | SCREW           |
| 11  | Q-86662-53           | 2        |     |     |    | MANCHON                  | SLEEVE          |
| 12  | R-86662-54           | 2        |     |     |    | VIS-DE-PURGE             | BLEED SCREW     |
| 13  | S-86662-55           | 2        |     |     |    | BILLE                    | BALL            |
| 14  | T-86662-56           | 3        |     |     |    | BOUCHON                  | PLUG            |
| 15  | E-54974-41           | 3        |     | 2   |    | JOINT                    | SEAL            |
| 16  | U-82662-87           | 1        |     | 3   | RA | CARTOUCHE                | CARTRIDGE       |
| 17  | V-82662-88           | 2        |     | 2   | AA | LOT RACCORD              | SET             |
| 18  | W-82662-89           | 2        |     | 3   | AA | FLEXIBLE D13 L4M         | HOSE            |



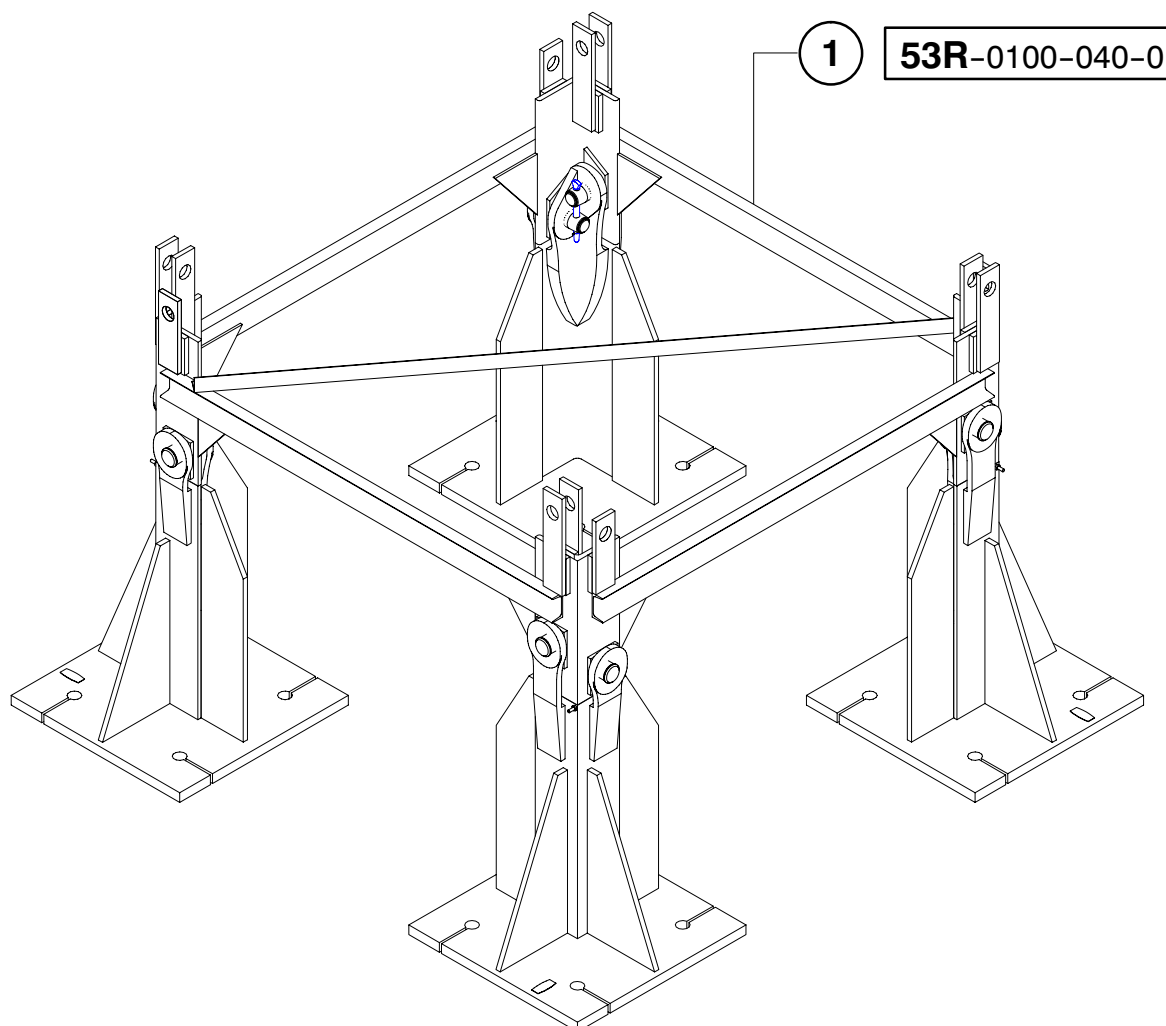
*Original parts or parts validated by POTAIN = SAFETY*

| REP | REFERENCE            | QTE      | QML | PRE | SY | DESIGNATION               | DESCRIPTION      |
|-----|----------------------|----------|-----|-----|----|---------------------------|------------------|
|     | <b>Q-54974-28/EK</b> | <b>1</b> |     |     |    | <b>CARTOUCHE DE VERIN</b> | <b>CARTRIDGE</b> |
| 1   | M-54974-94           | 1        |     | 3   |    | JOINT                     | SEAL             |
| 2   | N-54974-95           | 1        |     | 3   |    | BAGUE                     | BUSHING          |
| 3   | P-54974-96           | 1        |     | 3   |    | JOINT                     | SEAL             |
| 4   | Q-54974-97           | 1        |     | 3   |    | BAGUE                     | BUSHING          |
| 5   | K-55974-04           | 1        |     | 3   |    | JOINT                     | SEAL             |
| 6   | R-55974-10           | 1        |     | 3   |    | JOINT                     | SEAL             |
| 7   | S-55974-11           | 1        |     | 3   |    | BAGUE                     | BUSHING          |
| 8   | P-55974-08           | 1        |     | 3   |    | JOINT                     | SEAL             |
| 9   | Q-55974-09           | 1        |     | 3   |    | BAGUE                     | BUSHING          |



*Original parts or parts validated by POTAIN = SAFETY*

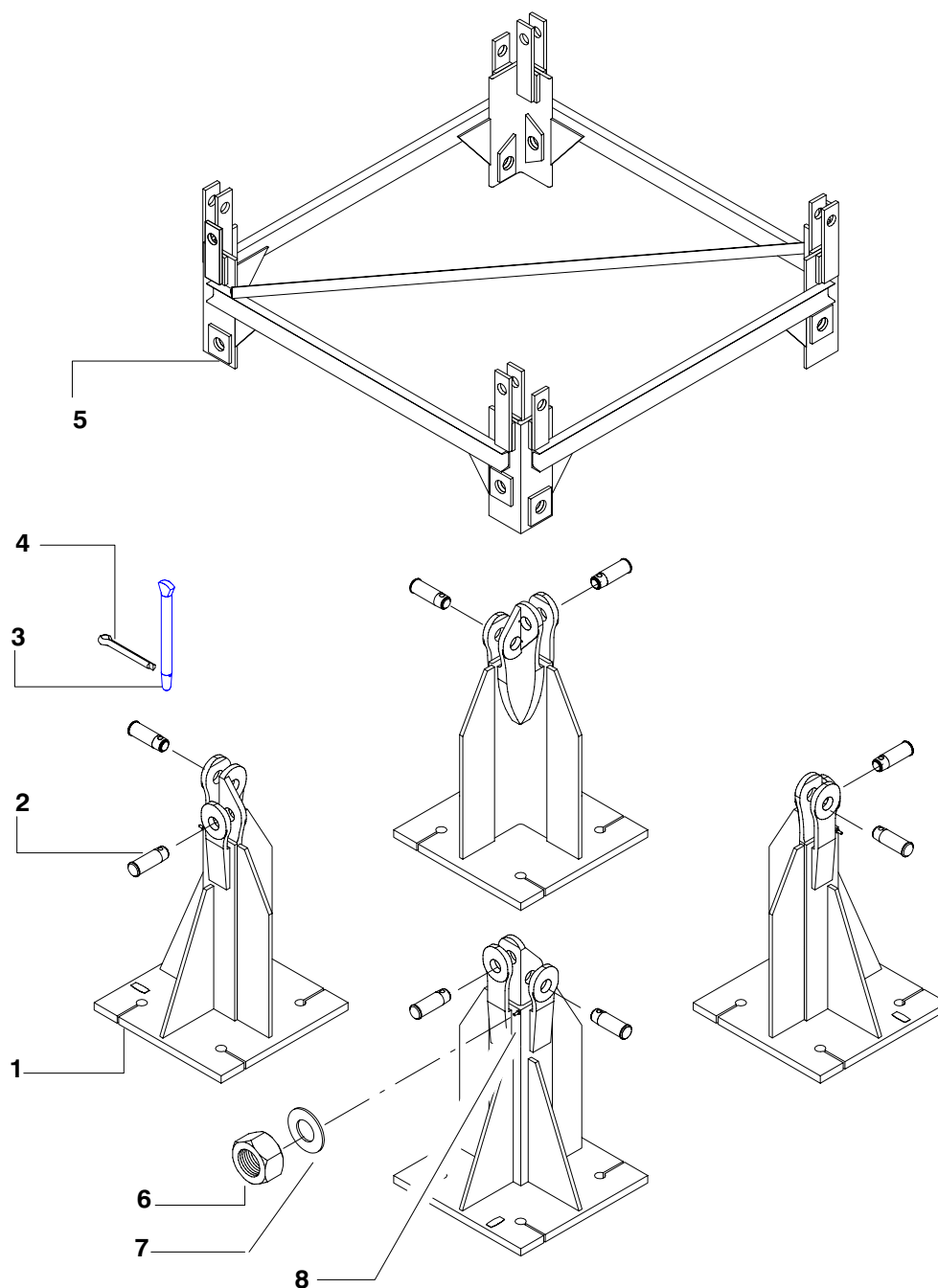
| REP | REFERENCE            | QTE      | QML      | PRE | SY | DESIGNATION      | DESCRIPTION      |
|-----|----------------------|----------|----------|-----|----|------------------|------------------|
|     | <b>U-82662-87/EH</b> | <b>1</b> | <b>3</b> |     |    | <b>CARTOUCHE</b> | <b>CARTRIDGE</b> |
| 1   | B-85662-82           | 2        |          |     |    | ANNEAU-D'ARRET   | LOCKING RING     |
| 2   | C-85662-83           | 1        |          |     |    | PISTON           | PISTON           |
| 3   | D-85662-84           | 1        | 2        |     |    | RESSORT          | SPRING           |
| 4   | E-85662-85           | 1        |          |     |    | CORPS DE VALVE   | BODY             |
| 5   | A-86662-16           | 1        |          |     |    | VALVE            | VALVE            |
| 6   | B-86662-17           | 1        |          |     |    | VALVE            | VALVE            |
| 7   | C-86662-18           | 1        | 2        |     |    | RESSORT          | SPRING           |
| 8   | D-86662-19           | 1        | 2        |     |    | RESSORT          | SPRING           |
| 9   | E-86662-20           | 1        | 3        |     |    | POCHETTE-JOINTS  | SET OF SEALS     |
| 10  | F-86662-21           | 1        |          |     |    | TIGE             | ROD              |
| 11  | G-86662-22           | 1        |          |     |    | DOUILLE          | SLEEVE           |
| 12  | H-86662-23           | 1        |          |     |    | ECROU            | NUT              |
| 13  | J-86662-24           | 1        |          |     |    | COUVERCLE        | COVER PLATE      |
| 14  | K-86662-25           | 1        |          |     |    | ECROU            | NUT              |



*Original parts or parts validated by POTAIN = SAFETY*

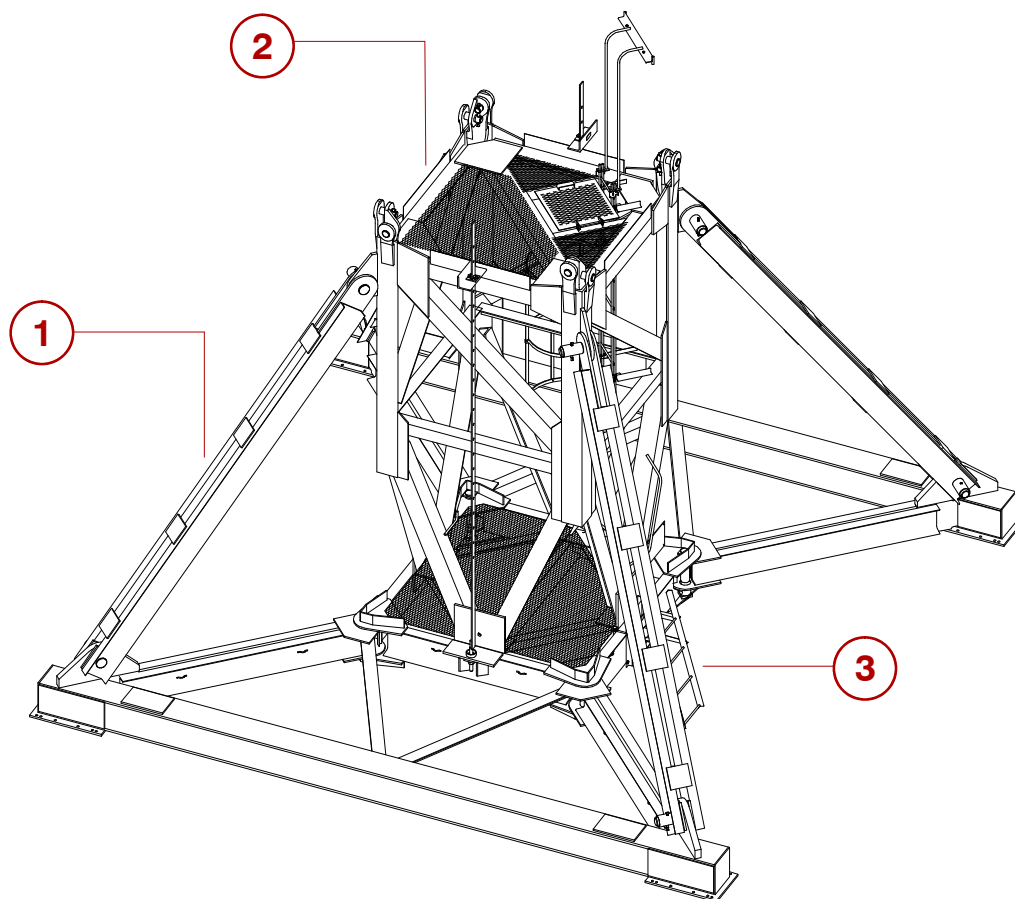
| REP | REFERENCE      | QTE | QML | PRE | SY | DESIGNATION                  | DESCRIPTION |
|-----|----------------|-----|-----|-----|----|------------------------------|-------------|
|     |                | 1   |     |     |    | <b>PIED-SCHELLEMENT P21A</b> |             |
| 1   | 53R-0100-040-0 | 1   |     |     |    | PIED-SCHELLEMENT P21A        |             |





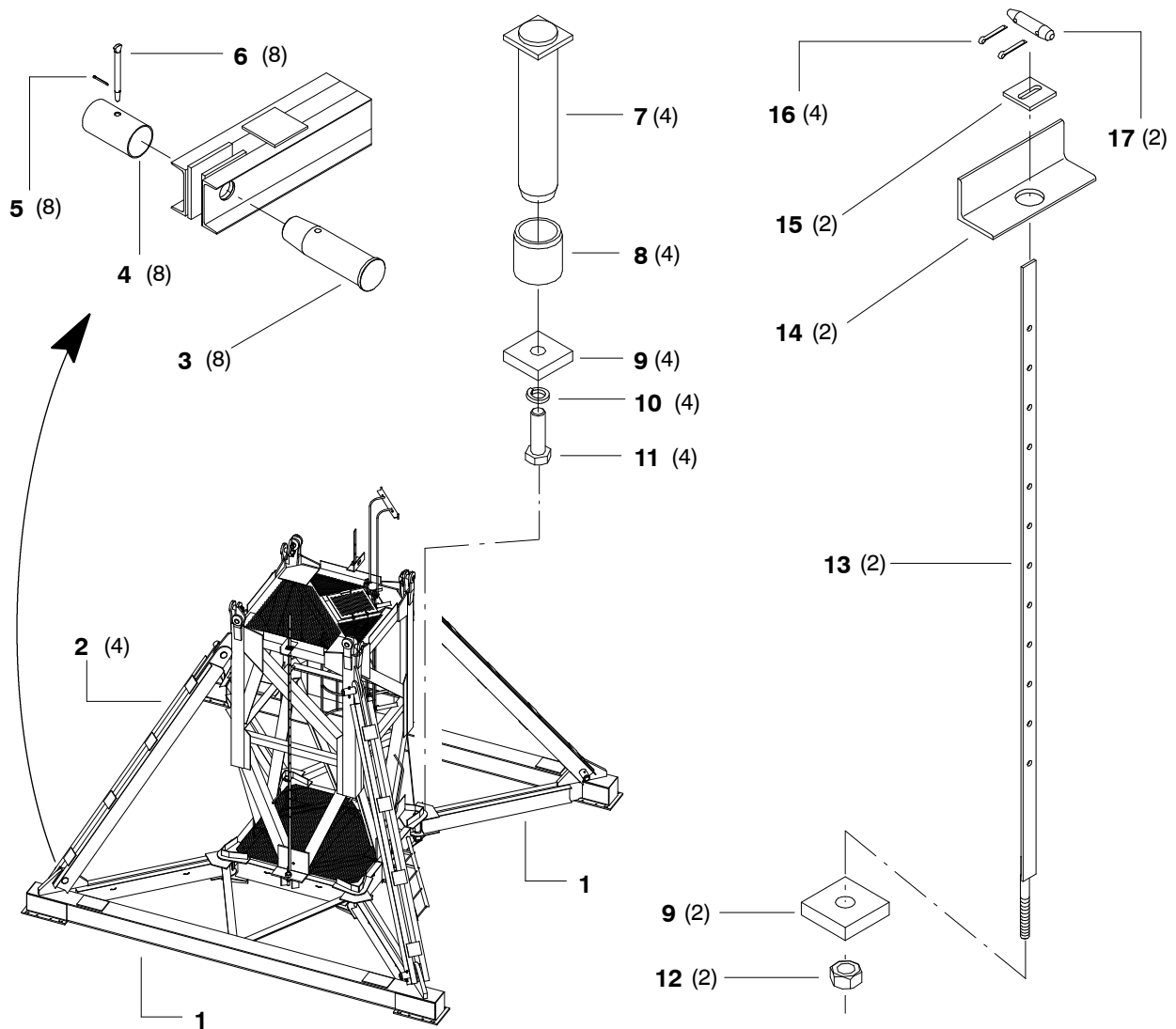
*Original parts or parts validated by POTAIN = SAFETY*

| REP | REFERENCE         | QTE      | QML | PRE | SY | DESIGNATION                     | DESCRIPTION     |
|-----|-------------------|----------|-----|-----|----|---------------------------------|-----------------|
|     | <b>K-74109-08</b> | <b>1</b> |     |     |    | <b>PIED SCELL. 2M ACA RENF.</b> | <b>FOOT</b>     |
| 1   | N-60101-42        | 4        |     |     |    | PIED SCEL L200X20               | FOOT            |
| 2   | N-52278-20        | 8        |     |     |    | AXE-TETE D65X153 35CD4          | HEADED SHAFT    |
| 3   | E-17278-10        | 4        |     |     |    | AXE-TETE D20                    | HEADED SHAFT    |
| 4   | V-00355-31        | 4        |     |     |    | GOUPILLE V 4X28 NFE27487        | SAFETY-PIN      |
| 5   | D-00109-05        | 1        |     |     |    | CADRE-SCHELLEMENT D65 2M        | ANCHORAGE-FRAME |
| 6   | M-00341-66        | 4        |     |     |    | ECROU H M10 CL5.6               | NUT             |
| 7   | W-00350-03        | 4        |     |     |    | RONDELLE M10 N                  | WASHER          |
| 8   | E-48475-99        | 4        |     |     |    | ADHESIF MISE A LA TERRE         | ADHESIVE        |



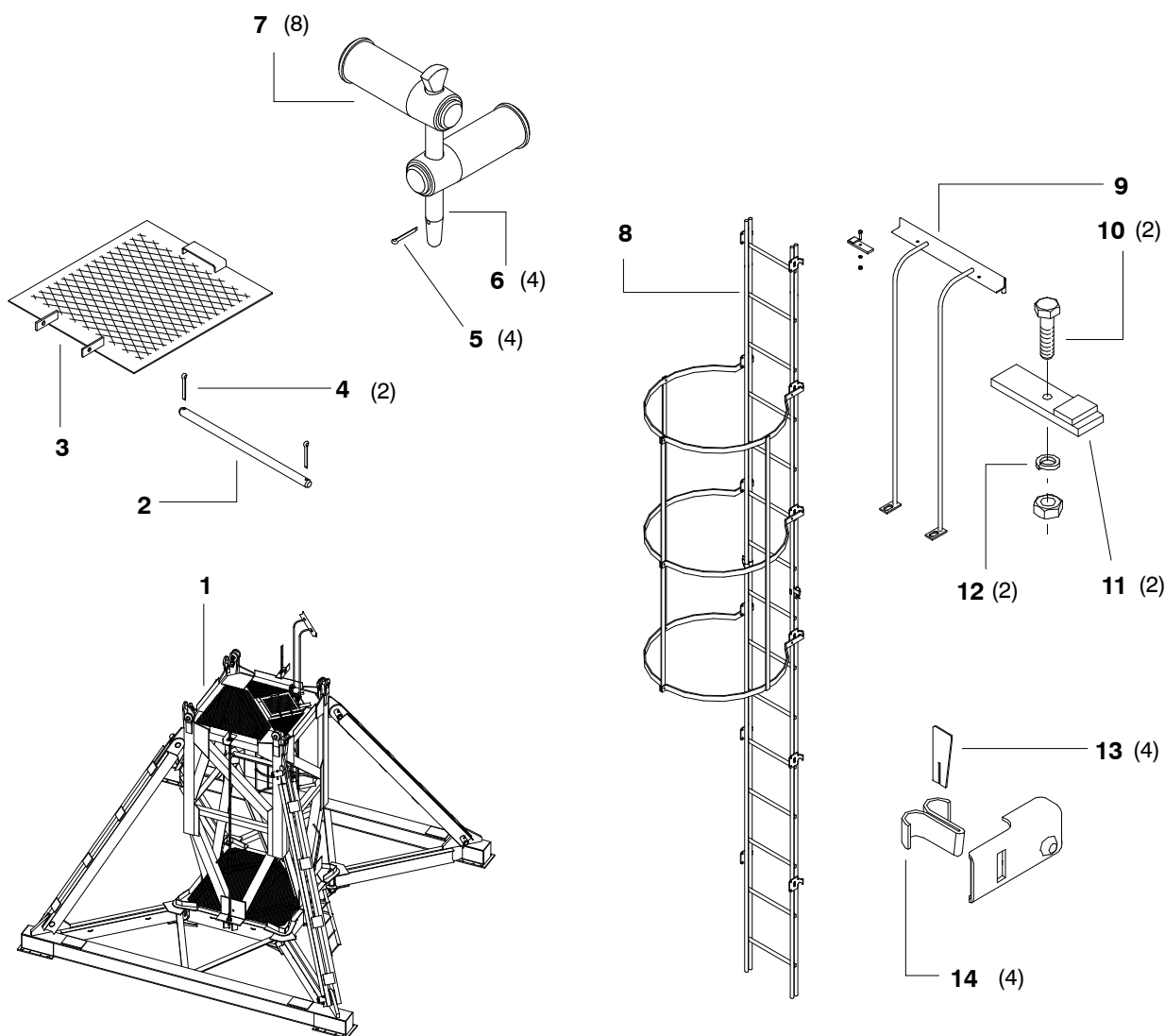
*Original parts or parts validated by POTAIN = SAFETY*

| REP | REFERENCE      | QTE | QML | PRE | SY | DESIGNATION               | DESCRIPTION     |
|-----|----------------|-----|-----|-----|----|---------------------------|-----------------|
|     |                | 1   |     |     |    | <b>CHASSIS COMPLET 2M</b> | <b>CHASSIS</b>  |
| 1   | 55R-0100-009-0 | 1   |     |     |    | CHASSIS 2M                | CHASSIS         |
| 2   | 55R-0300-085-0 | 1   |     |     |    | MAT-CHASSIS 2M EQUIPE     | BASIC MAST UNIT |
| 3   | 55R-0310-042-0 | 1   |     |     |    | ACCES CHASSIS 2M          | ACCESS          |



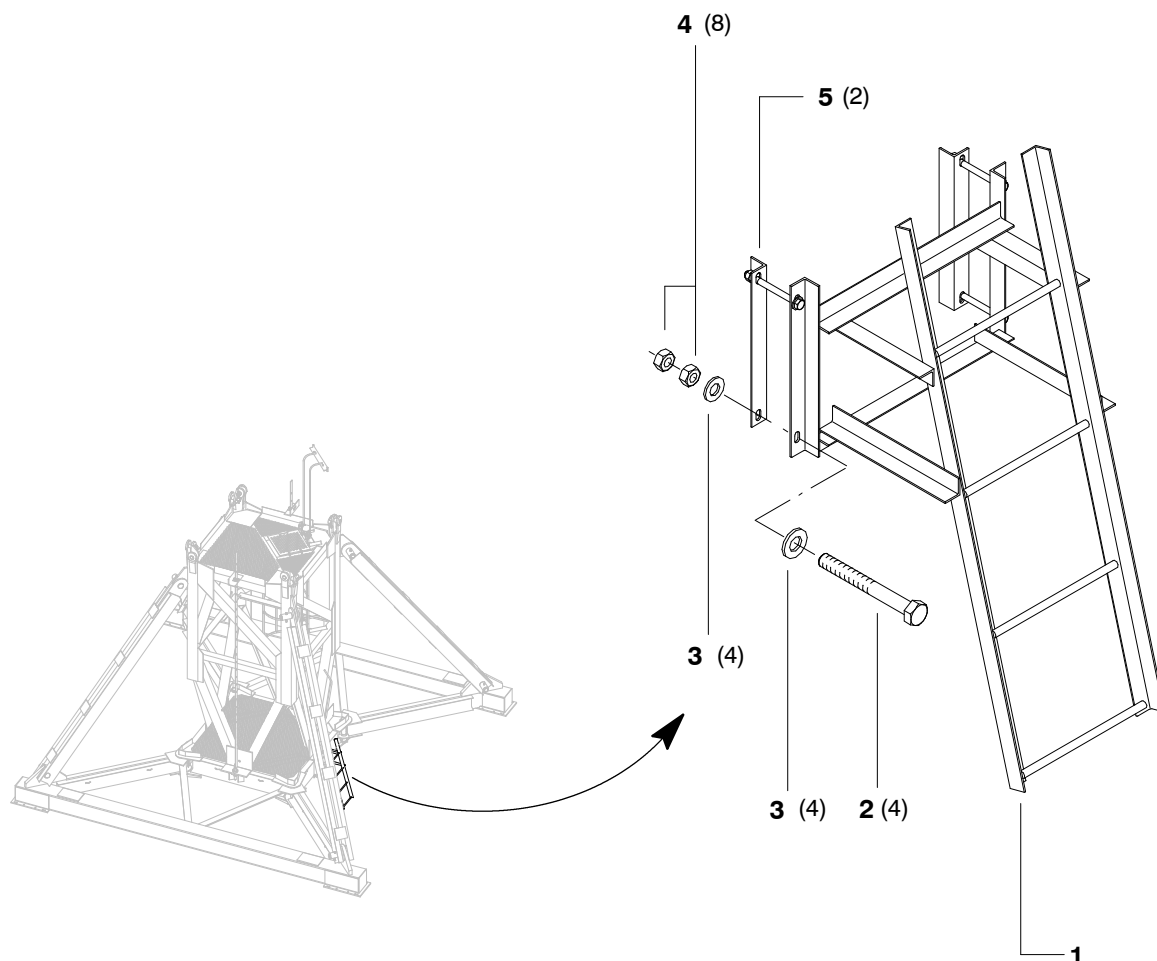
*Original parts or parts validated by POTAIN = SAFETY*

| REP | REFERENCE  | QTE      | QML | PRE | SY | DESIGNATION              | DESCRIPTION    |
|-----|------------|----------|-----|-----|----|--------------------------|----------------|
|     |            | <b>1</b> |     |     |    | <b>CHASSIS 2M</b>        | <b>CHASSIS</b> |
| 1   | K-01127-78 | 2        |     |     |    | SOMMIER NU               | ENDCARRIAGE    |
| 2   | J-01127-77 | 4        |     |     |    | JAMBE-FORCE              | STRUT TIE      |
| 3   | Q-99110-59 | 8        |     |     |    | AXE A TETE D90X210SP     | PIN            |
| 4   | R-99110-60 | 8        |     |     |    | BAGUE D101,6 X3,65 X180  | BUSHING        |
| 5   | V-00355-31 | 8        | 100 |     |    | GOUPILLE V 4X28 NFE27487 | SAFETY-PIN     |
| 6   | D-52278-57 | 8        |     |     |    | BROCHE D16 X 135         | DRIFT          |
| 7   | V-19279-02 | 4        |     |     |    | AXE-TETE D80X383 M33     | HEADED SHAFT   |
| 8   | E-36287-60 | 4        |     |     |    | BAGUE 100X80X100         | BUSHING        |
| 9   | W-48227-06 | 6        |     |     |    | PLAQUE 100X100X25        | PLATE          |
| 10  | Q-00347-21 | 6        | 50  |     |    | RONDELLE W30             | WASHER         |
| 11  | R-08338-11 | 4        |     |     |    | VIS H M30X120 CL8-8      | SCREW          |
| 12  | S-00341-25 | 2        | 25  |     |    | ECROU H M30 CL8          | NUT            |
| 13  | T-05109-85 | 2        |     |     |    | TIRANT DE BRIDAGE        | TIE BAR        |
| 14  | G-28110-66 | 2        |     |     |    | TRAVERSE SUPERIEURE      | TRAVERSE       |
| 15  | Q-54227-47 | 2        |     |     |    | PLAQUE 90X90 EP10        | PLATE          |
| 16  | J-00355-43 | 4        | 100 |     |    | GOUPILLE-V 5X56          | SPLIT PIN      |
| 17  | H-33276-47 | 2        |     |     |    | AXE 20X40 L              | PIN            |



*Original parts or parts validated by POTAIN = SAFETY*

| REP | REFERENCE       | QTE      | QML | PRE | SY | DESIGNATION                  | DESCRIPTION            |
|-----|-----------------|----------|-----|-----|----|------------------------------|------------------------|
|     | <b>83400246</b> | <b>1</b> |     |     |    | <b>MAT-CHASSIS 2M EQUIPE</b> | <b>BASIC MAST UNIT</b> |
| 1   | 83400111        | 1        |     |     |    | MAT-CHASSIS 2M NU            | BASIC MAST UNIT        |
| 2   | X-12276-23      | 1        |     |     |    | AXE 12X235 C                 | PIN                    |
| 3   | X-21101-79      | 1        |     |     |    | TRAPPE 570X630               | TRAP-DOOR              |
| 4   | K-00355-21      | 2        | 100 |     |    | GOUPILLE-V 3,2X22            | SPLIT PIN              |
| 5   | V-00355-31      | 4        | 100 |     |    | GOUPILLE V 4X28 NFE27487     | SAFETY-PIN             |
| 6   | E-17278-10      | 4        |     |     |    | AXE-TETE D20                 | HEADED SHAFT           |
| 7   | N-52278-20      | 8        |     |     |    | AXE-TETE D65X153 35CD4       | HEADED SHAFT           |
| 8   | C-10479-05      | 1        |     |     |    | EHELLE 4,5M 15-2S-3 EQU      | LADDER                 |
| 9   | M-11101-75      | 1        |     |     |    | MAIN-COURANTE                | HAND-RAIL              |
| 10  | D-00336-29      | 2        |     |     |    | BOULON H M10X40 CL5-6        | BOLT                   |
| 11  | V-18271-85      | 2        |     |     |    | PINCE                        | PLIERS/GRAPPLE         |
| 12  | E-00347-11      | 2        | 100 |     |    | RONDELLE W10                 | WASHER                 |
| 13  | G-01235-39      | 4        | 20  |     |    | COIN TOLE                    | WEDGE                  |
| 14  | A-03369-96      | 4        | 20  |     |    | BRIDE FIXATION EHELLE        | BRACKET                |

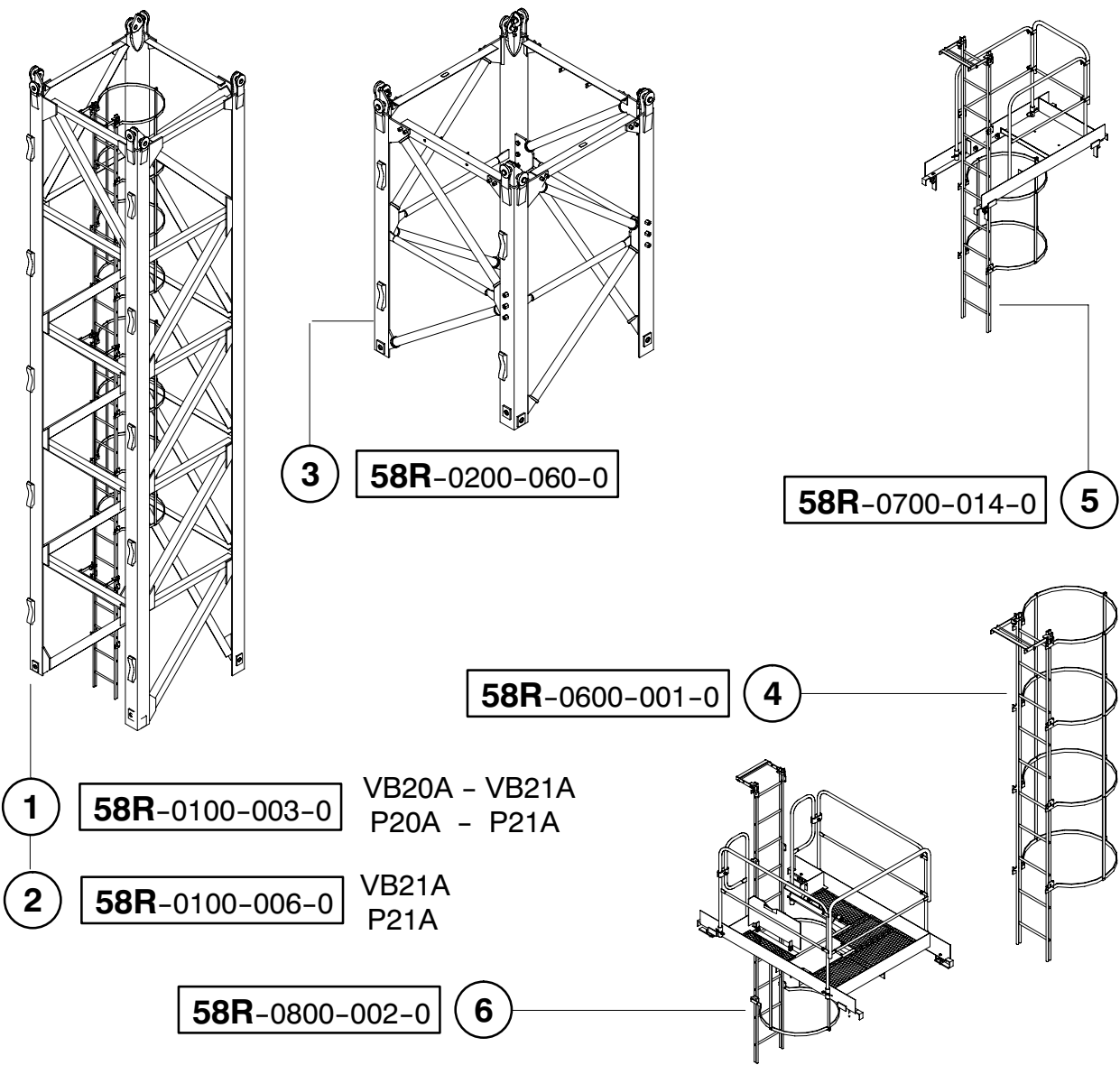


*Original parts or parts validated by POTAIN = SAFETY*

| REP | REFERENCE  | QTE      | QML | PRE | SY | DESIGNATION             | DESCRIPTION   |
|-----|------------|----------|-----|-----|----|-------------------------|---------------|
|     |            | <b>1</b> |     |     |    | <b>ACCES CHASSIS 2M</b> | <b>ACCESS</b> |
| 1   | 83400104   | 1        |     |     |    | EHELLE                  | LADDER        |
| 2   | M-01338-48 | 4        | 10  |     |    | VIS H M12X140-36 CL8.8  | SCREW         |
| 3   | X-00350-04 | 8        | 100 |     |    | RONDELLE M12 N          | WASHER        |
| 4   | N-00341-67 | 8        | 200 |     |    | ECROU H M12 CL8         | NUT           |
| 5   | 83400105   | 2        |     |     |    | BRIDE                   | BRACKET       |

PIECES DE RECHANGE  
ERSATZTEILE  
SPARE PARTS

PYLONE  
KRANTURM  
MAST COMPOSITION



1 **58R-0100-003-0** VB20A - VB21A  
P20A - P21A

2 **58R-0100-006-0** VB21A  
P21A

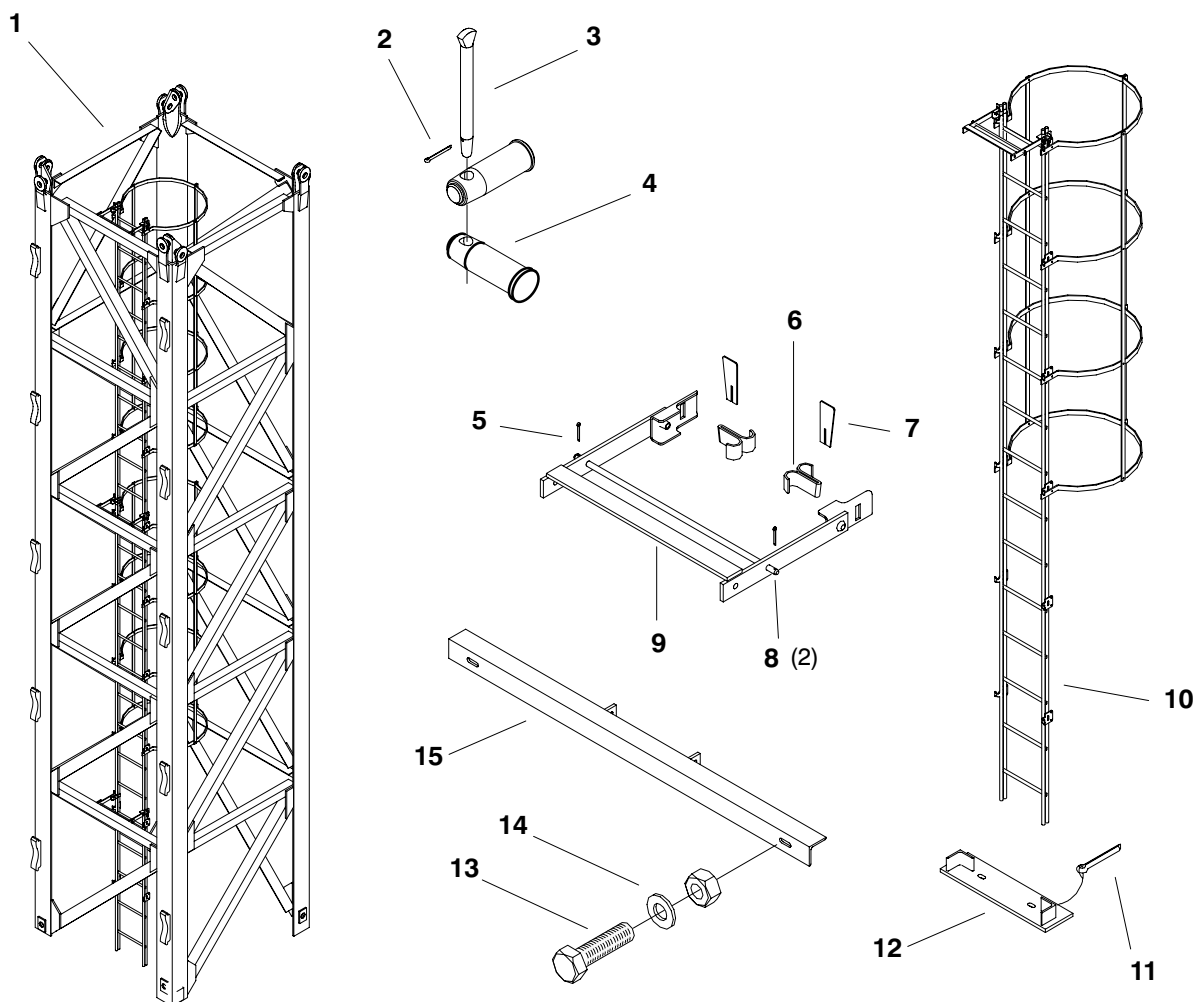
3 **58R-0200-060-0**

**58R-0700-014-0** 5

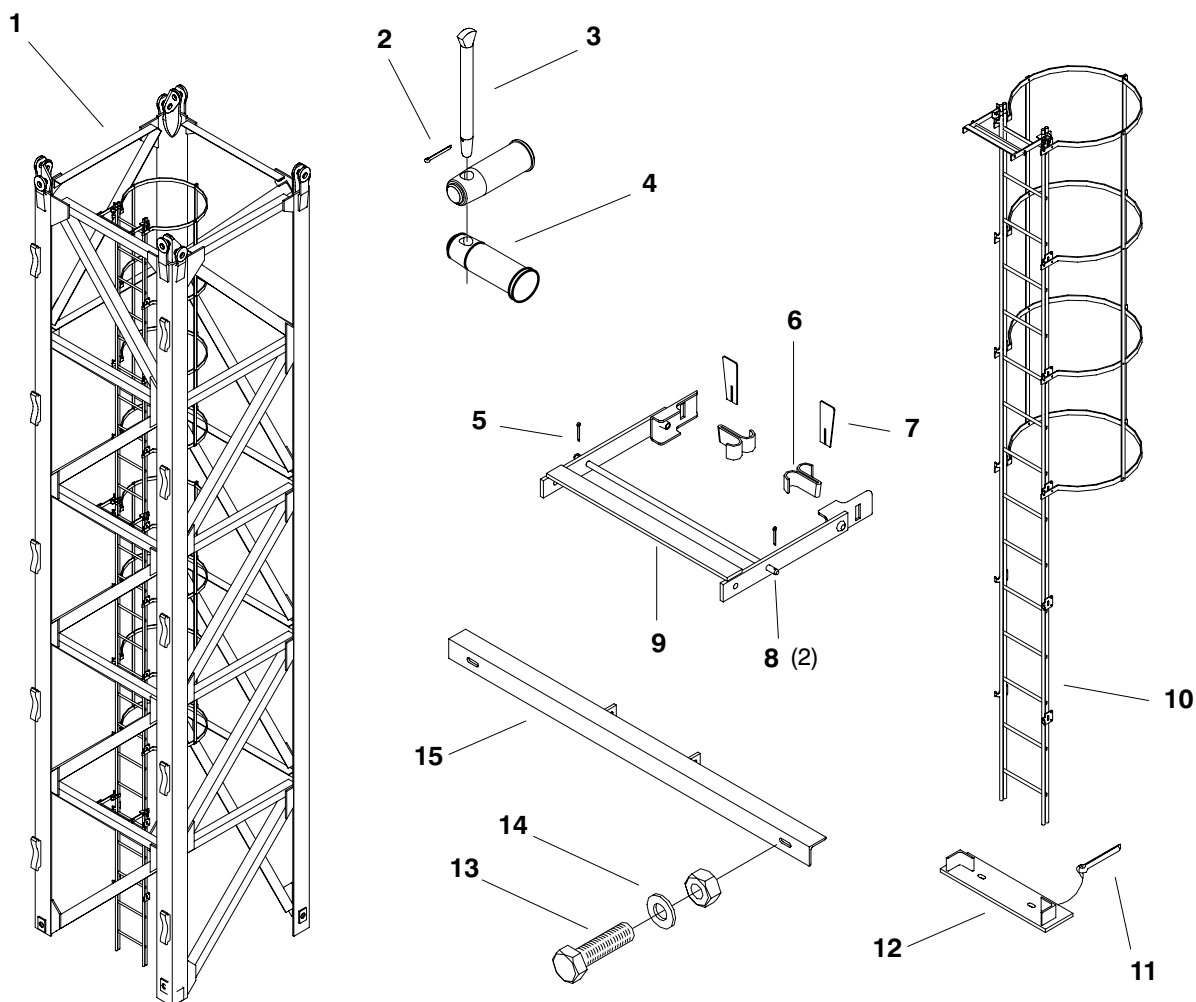
**58R-0600-001-0** 4

**58R-0800-002-0** 6

| REP | REFERENCE      | QTE | PRE | S | DESIGNATION   | BEZEICHNUNG     | DESCRIPTION             |
|-----|----------------|-----|-----|---|---------------|-----------------|-------------------------|
|     |                |     | -   |   | <b>PYLONE</b> | <b>KRANTURM</b> | <b>MAST COMPOSITION</b> |
| 001 | 58R-0100-003-0 | 1   | -   |   | PREMIER-MAT   | GRUNDMAST       | BASIC MAST              |
| 002 | 58R-0100-006-0 | 1   | -   |   | PREMIER-MAT   | GRUNDMAST       | BASIC MAST              |
| 003 | 58R-0200-060-0 | 1   | -   |   | MAT           | MAST            | MAST                    |
| 004 | 58R-0600-001-0 | 1   | -   |   | EHELLE        | LEITER          | LADDER                  |
| 005 | 58R-0700-014-0 | 1   | -   |   | ACCES         | ZUGANG          | ACCESS                  |
| 006 | 58R-0800-002-0 | 1   | -   |   | ACCES         | ZUGANG          | ACCESS                  |

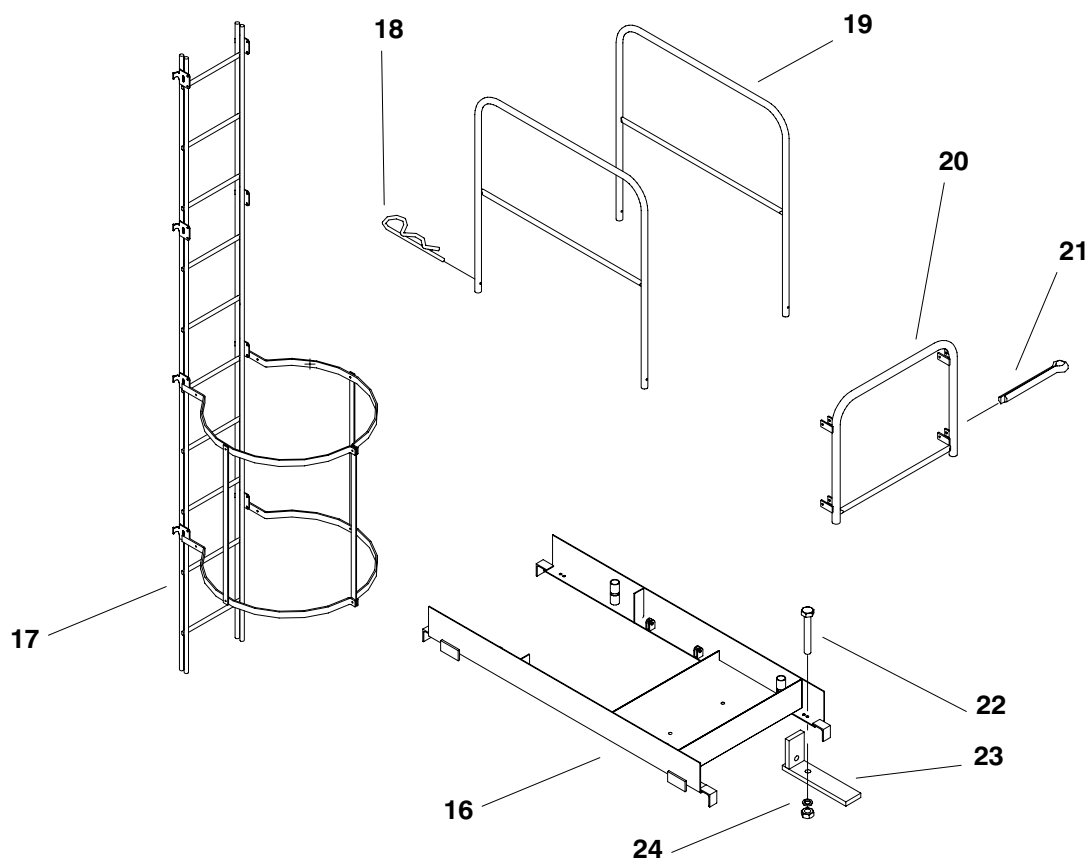


| REP | REFERENCE         | QTE | PRE | S | DESIGNATION        | BEZEICHNUNG      | DESCRIPTION       |
|-----|-------------------|-----|-----|---|--------------------|------------------|-------------------|
|     | <b>D-18101-03</b> |     | -   |   | <b>PREMIER-MAT</b> | <b>GRUNDMAST</b> | <b>BASIC MAST</b> |
| 001 | K-17101-97        | 4   | -   |   | PREMIER-MAT        | GRUNDMAST        | BASIC MAST        |
| 002 | V-00355-31        | 4   | -   |   | GOUPILLE-V         | SPLINT           | SPLIT PIN         |
| 003 | E-17278-10        | 4   | -   |   | AXE-TETE           | KOPFACHSE        | HEADED SHAFT      |
| 004 | M-52278-19        | 8   | -   |   | AXE-TETE           | KOPFACHSE        | HEADED SHAFT      |
| 005 | K-00355-21        | 6   | -   |   | GOUPILLE-V         | SPLINT           | SPLIT PIN         |
| 006 | A-03369-96        | 6   | -   |   | BRIDE              | HALTEBUEGEL      | BRACKET           |
| 007 | G-01235-39        | 6   | -   |   | COIN               | KEIL             | WEDGE             |
| 008 | B-12276-95        | 3   | -   |   | AXE                | ACHSE            | PIN               |
| 009 | F-09479-73        | 3   | -   |   | ATTACHE            | BEFESTIGUNG      | FITTING           |
| 010 | Z-10479-02        | 1   | -   |   | ECHELLE            | LEITER           | LADDER            |
| 011 | J-00355-66        | 2   | -   |   | GOUPILLE-V         | SPLINT           | SPLIT PIN         |
| 012 | L-11101-28        | 1   | -   |   | SUPPORT            | TRAGSTUECK       | SUPPORT           |
| 013 | H-01336-14        | 2   | -   |   | BOULON             | BOLZEN           | BOLT              |
| 014 | A-00350-06        | 2   | -   |   | RONDELLE           | SCHEIBE          | WASHER            |
| 015 | M-17101-99        | 1   | -   |   | SUPPORT            | TRAGSTUECK       | SUPPORT           |

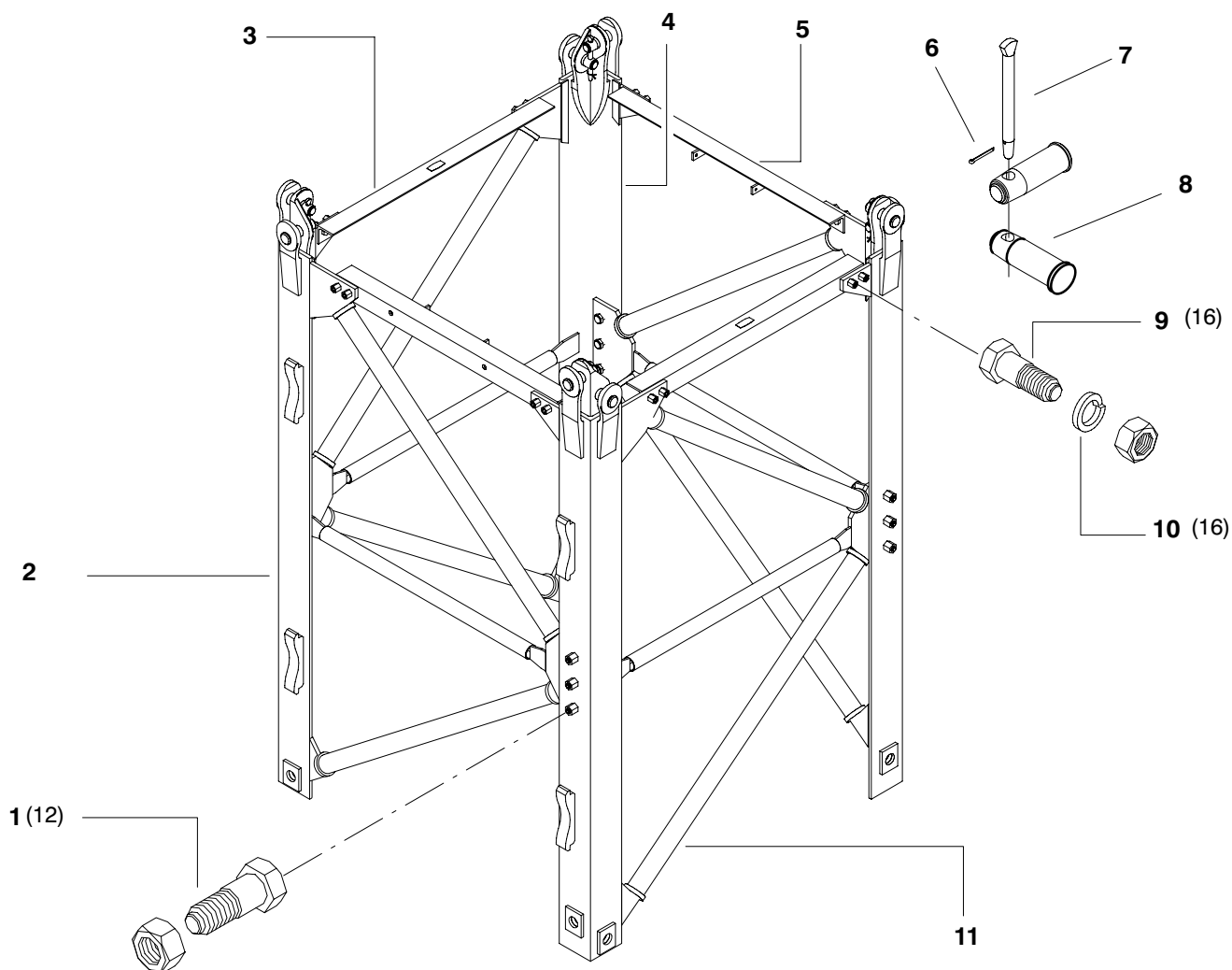


| REP | REFERENCE         | QTE | PRE | S | DESIGNATION        | BEZEICHNUNG      | DESCRIPTION       |
|-----|-------------------|-----|-----|---|--------------------|------------------|-------------------|
|     | <b>P-64101-36</b> |     | -   |   | <b>PREMIER-MAT</b> | <b>GRUNDMAST</b> | <b>BASIC MAST</b> |
| 001 | Q-64101-37        | 4   | -   |   | PREMIER-MAT        | GRUNDMAST        | BASIC MAST        |
| 002 | V-00355-31        | 4   | -   |   | GOUPILLE-V         | SPLINT           | SPLIT PIN         |
| 003 | E-17278-10        | 4   | -   |   | AXE-TETE           | KOPFACHSE        | HEADED SHAFT      |
| 004 | N-52278-20        | 8   | -   |   | AXE-TETE           | KOPFACHSE        | HEADED SHAFT      |
| 005 | K-00355-21        | 6   | -   |   | GOUPILLE-V         | SPLINT           | SPLIT PIN         |
| 006 | A-03369-96        | 6   | -   |   | BRIDE              | HALTEBUEGEL      | BRACKET           |
| 007 | G-01235-39        | 6   | -   |   | COIN               | KEIL             | WEDGE             |
| 008 | B-12276-95        | 3   | -   |   | AXE                | ACHSE            | PIN               |
| 009 | F-09479-73        | 3   | -   |   | ATTACHE            | BEFESTIGUNG      | FITTING           |
| 010 | Z-10479-02        | 1   | -   |   | ECHELLE            | LEITER           | LADDER            |
| 011 | J-00355-66        | 2   | -   |   | GOUPILLE-V         | SPLINT           | SPLIT PIN         |
| 012 | L-11101-28        | 1   | -   |   | SUPPORT            | TRAGSTUECK       | SUPPORT           |
| 013 | H-01336-14        | 2   | -   |   | BOULON             | BOLZEN           | BOLT              |
| 014 | A-00350-06        | 2   | -   |   | RONDELLE           | SCHEIBE          | WASHER            |
| 015 | M-17101-99        | 1   | -   |   | SUPPORT            | TRAGSTUECK       | SUPPORT           |

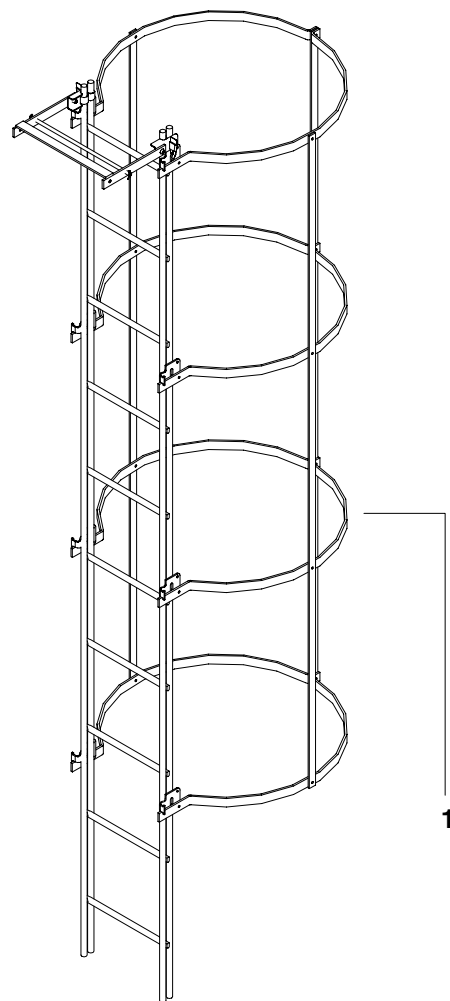
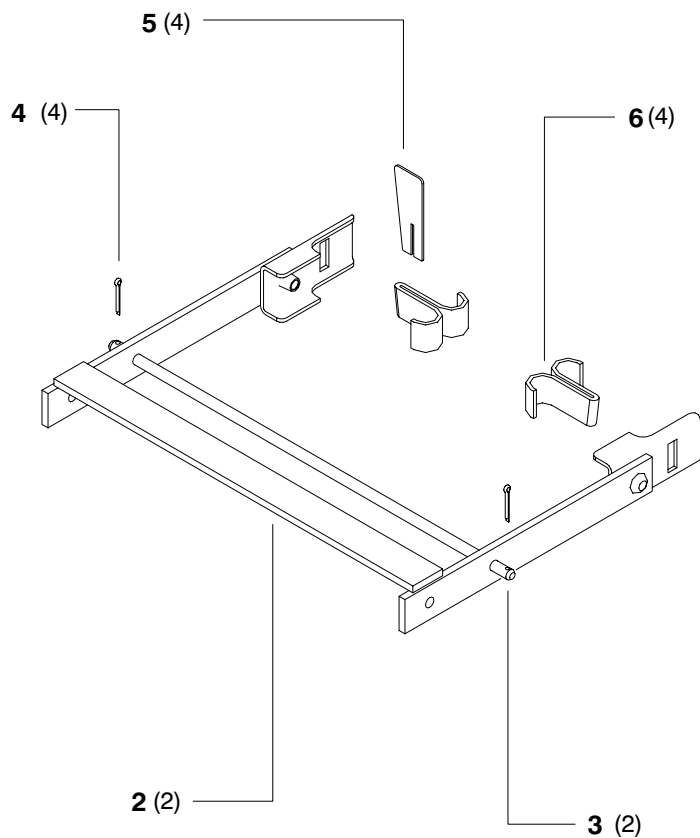




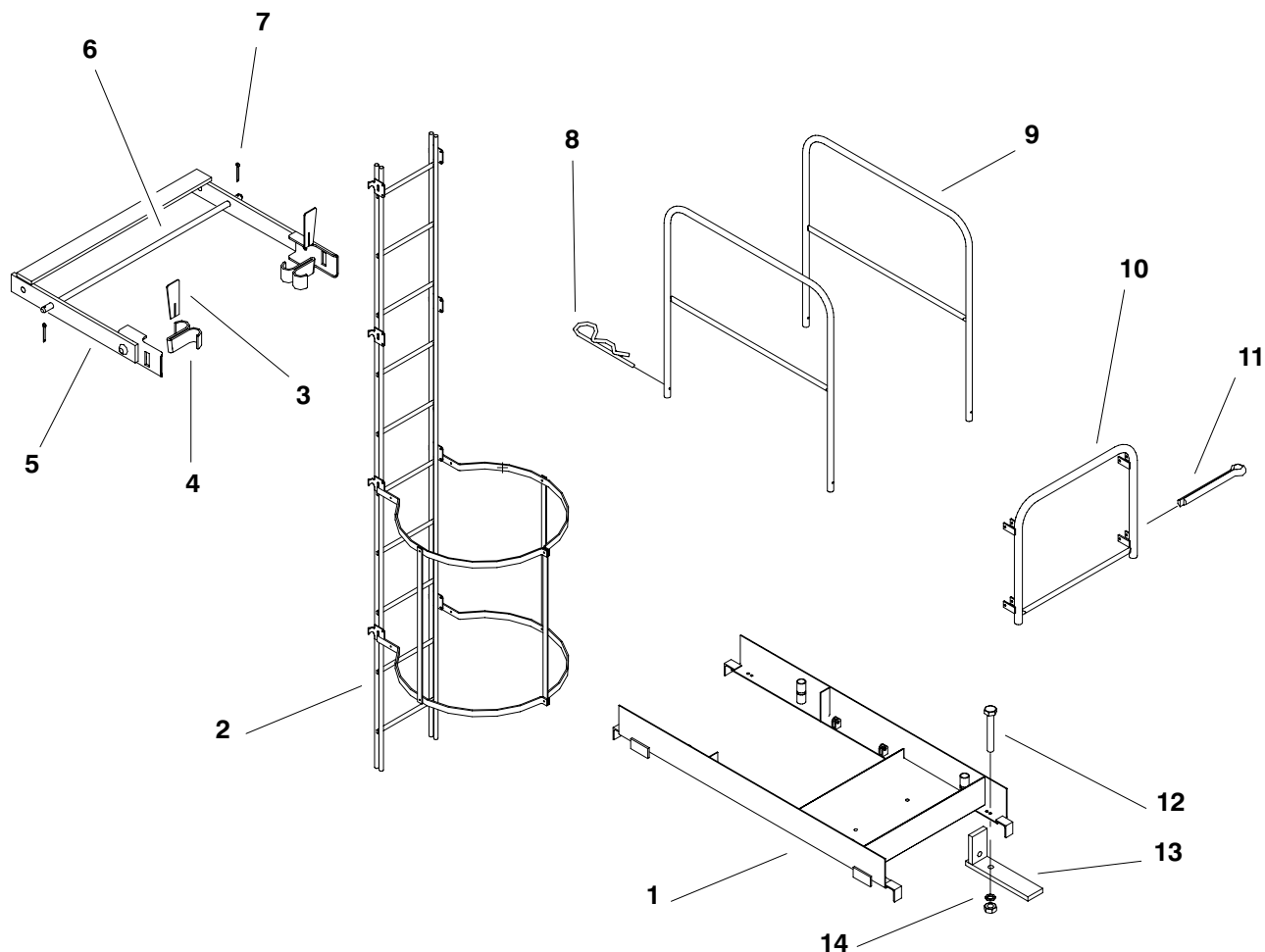
| REP | REFERENCE         | QTE | PRE | S | DESIGNATION        | BEZEICHNUNG      | DESCRIPTION       |
|-----|-------------------|-----|-----|---|--------------------|------------------|-------------------|
|     | <b>P-64101-36</b> |     | -   |   | <b>PREMIER-MAT</b> | <b>GRUNDMAST</b> | <b>BASIC MAST</b> |
| 016 | M-35479-68        | 1   | -   |   | PLATEFORME         | PLATTFORM        | PLATFORM          |
| 017 | H-09479-98        | 1   | -   |   | EHELLE             | LEITER           | LADDER            |
| 018 | N-00360-30        | 4   | -   |   | GOUPILLE           | SICHERHEITSSTIFT | SAFETY-PIN        |
| 019 | M-10479-14        | 2   | -   |   | RAMBARDE           | GELAENDER        | GRAB RAIL         |
| 020 | J-32479-76        | 1   | -   |   | RAMBARDE           | GELAENDER        | GRAB RAIL         |
| 021 | Z-00355-57        | 4   | -   |   | GOUPILLE-V         | SPLINT           | SPLIT PIN         |
| 022 | T-00336-89        | 4   | -   |   | BOULON             | BOLZEN           | BOLT              |
| 033 | Z-13282-95        | 4   | -   |   | BRIDE              | HALTEBUEGEL      | BRACKET           |
| 024 | E-00347-11        | 4   | -   |   | RONDELLE           | SCHEIBE          | WASHER            |



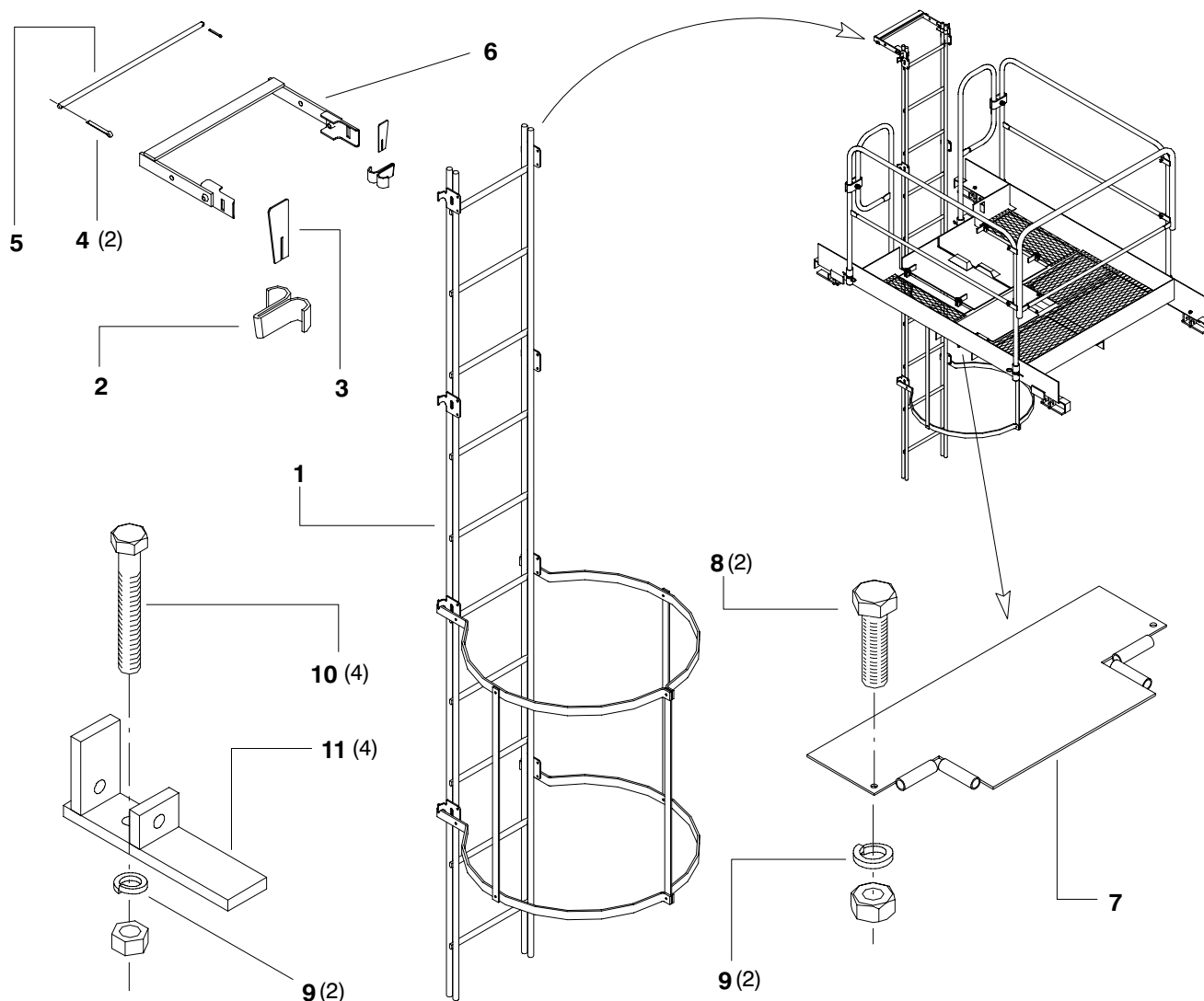
| REP | REFERENCE         | QTE | PRE | S | DESIGNATION | BEZEICHNUNG          | DESCRIPTION     |
|-----|-------------------|-----|-----|---|-------------|----------------------|-----------------|
|     | <b>J-93110-75</b> |     | -   |   | <b>MAT</b>  | <b>MAST</b>          | <b>MAST</b>     |
| 001 | J-01340-75        | 12  | -   |   | BOULON-ECLI | LASCHENBOLZEN        | FISH PLATE BOLT |
| 002 | D-93110-70        | 1   | -   |   | PANNEAU     | DECKBLECH/SEITENTEIL | PANEL           |
| 003 | G-93110-73        | 2   | -   |   | MONTANT     | ECKSTIEL             | UPRIGHT         |
| 004 | B-93110-68        | 2   | -   |   | PANNEAU     | DECKBLECH/SEITENTEIL | PANEL           |
| 005 | H-93110-74        | 2   | -   |   | MONTANT     | ECKSTIEL             | UPRIGHT         |
| 006 | V-00355-31        | 4   | -   |   | GOUPILLE-V  | SPLINT               | SPLIT PIN       |
| 007 | E-17278-10        | 4   | -   |   | AXE-TETE    | KOPFACHSE            | HEADED SHAFT    |
| 008 | M-52278-19        | 8   | -   |   | AXE-TETE    | KOPFACHSE            | HEADED SHAFT    |
| 010 | M-00347-18        | 16  | -   |   | RONDELLE    | SCHEIBE              | WASHER          |
| 010 | M-00347-18        | 16  | -   |   | RONDELLE    | SCHEIBE              | WASHER          |
| 011 | C-93110-69        | 1   | -   |   | PANNEAU     | DECKBLECH/SEITENTEIL | PANEL           |
| 012 | J-76475-77        | 1   | -   |   | PLAQUE      | PLATTE               | PLATE           |



| REP | REFERENCE         | QTE | PRE | S | DESIGNATION   | BEZEICHNUNG   | DESCRIPTION   |
|-----|-------------------|-----|-----|---|---------------|---------------|---------------|
|     | <b>K-10479-12</b> |     | -   |   | <b>EHELLE</b> | <b>LEITER</b> | <b>LADDER</b> |
| 001 | X-10479-01        | 1   | -   |   | EHELLE        | LEITER        | LADDER        |
| 002 | F-09479-73        | 1   | -   |   | ATTACHE       | BEFESTIGUNG   | FITTING       |
| 003 | B-12276-95        | 1   | -   |   | AXE           | ACHSE         | PIN           |
| 004 | K-00355-21        | 2   | -   |   | GOUPILLE-V    | SPLINT        | SPLIT PIN     |
| 005 | G-01235-39        | 2   | -   |   | COIN          | KEIL          | WEDGE         |
| 006 | A-03369-96        | 2   | -   |   | BRIDE         | HALTEBUEGEL   | BRACKET       |

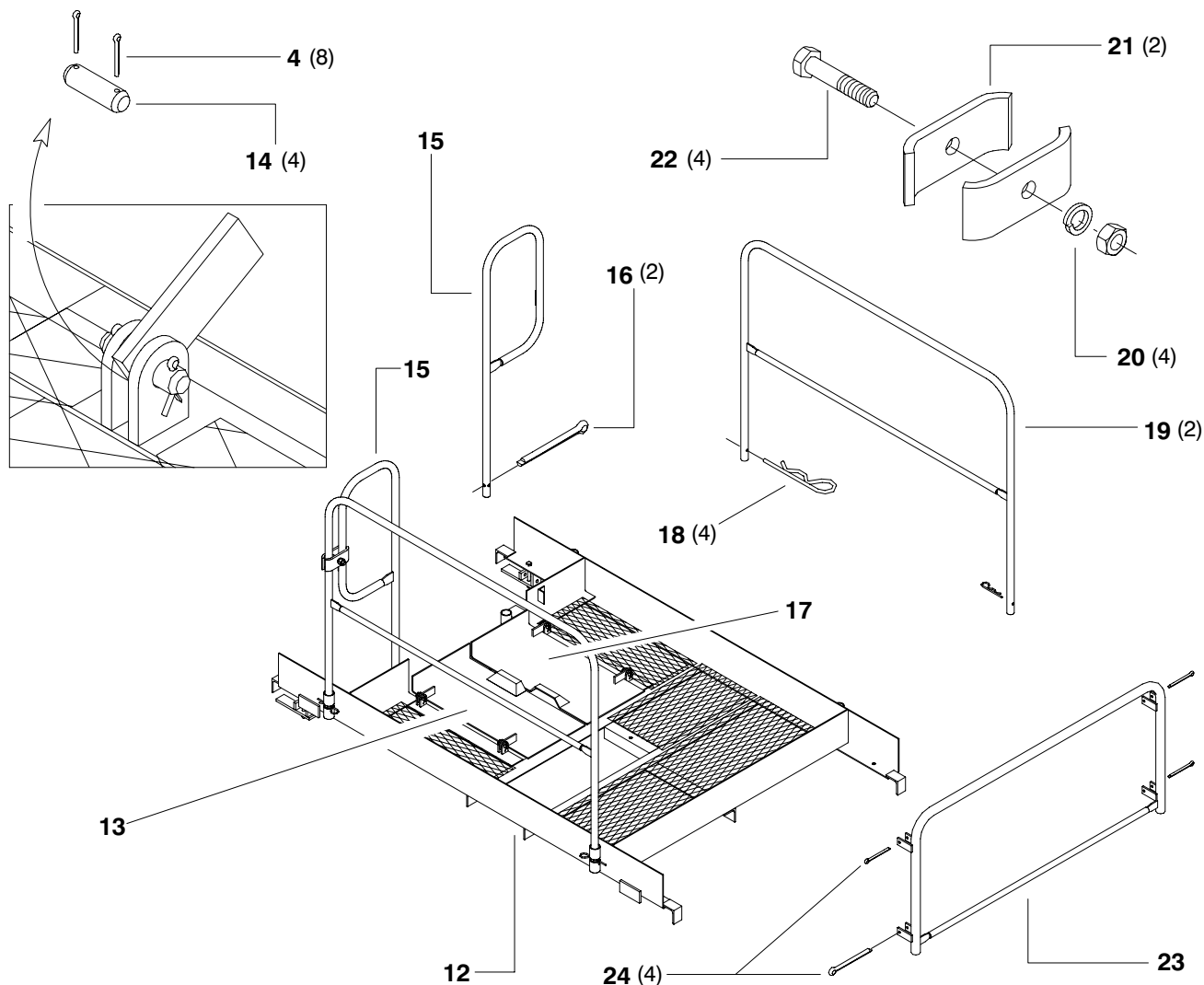


| REP | REFERENCE         | QTE | PRE | S | DESIGNATION  | BEZEICHNUNG      | DESCRIPTION   |
|-----|-------------------|-----|-----|---|--------------|------------------|---------------|
|     | <b>S-35479-73</b> |     | -   |   | <b>ACCES</b> | <b>ZUGANG</b>    | <b>ACCESS</b> |
| 001 | M-35479-68        | 1   | -   |   | PLATEFORME   | PLATTFORM        | PLATFORM      |
| 002 | H-09479-98        | 1   | -   |   | EHELLE       | LEITER           | LADDER        |
| 003 | G-01235-39        | 2   | -   |   | COIN         | KEIL             | WEDGE         |
| 004 | A-03369-96        | 2   | -   |   | BRIDE        | HALTEBUEGEL      | BRACKET       |
| 005 | F-09479-73        | 1   | -   |   | ATTACHE      | BEFESTIGUNG      | FITTING       |
| 006 | B-12276-95        | 1   | -   |   | AXE          | ACHSE            | PIN           |
| 007 | K-00355-21        | 2   | -   |   | GOUPILLE-V   | SPLINT           | SPLIT PIN     |
| 008 | N-00360-30        | 4   | -   |   | GOUPILLE     | SICHERHEITSSTIFT | SAFETY-PIN    |
| 009 | M-10479-14        | 2   | -   |   | RAMBARDE     | GELAENDER        | GRAB RAIL     |
| 010 | J-32479-76        | 1   | -   |   | RAMBARDE     | GELAENDER        | GRAB RAIL     |
| 011 | Z-00355-57        | 4   | -   |   | GOUPILLE-V   | SPLINT           | SPLIT PIN     |
| 012 | T-00336-89        | 4   | -   |   | BOULON       | BOLZEN           | BOLT          |
| 013 | Z-13282-95        | 4   | -   |   | BRIDE        | HALTEBUEGEL      | BRACKET       |
| 014 | E-00347-11        | 4   | -   |   | RONDELLE     | SCHEIBE          | WASHER        |

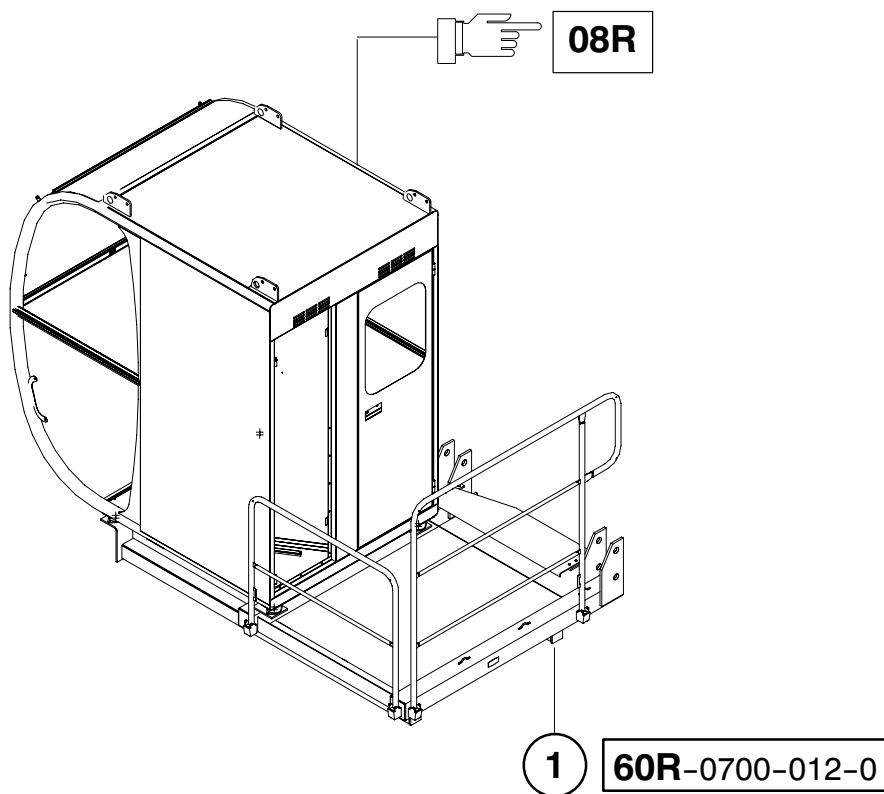


| REP | REFERENCE         | QTE | PRE | S | DESIGNATION  | BEZEICHNUNG   | DESCRIPTION   |
|-----|-------------------|-----|-----|---|--------------|---------------|---------------|
|     | <b>U-35479-75</b> |     | -   |   | <b>ACCES</b> | <b>ZUGANG</b> | <b>ACCESS</b> |
| 001 | F-33479-08        | 1   | -   |   | ECHELLE      | LEITER        | LADDER        |
| 002 | A-03369-96        | 6   | -   |   | BRIDE        | HALTEBUEGEL   | BRACKET       |
| 003 | G-01235-39        | 6   | -   |   | COIN         | KEIL          | WEDGE         |
| 004 | K-00355-21        | 10  | -   |   | GOUPILLE-V   | SPLINT        | SPLIT PIN     |
| 005 | B-12276-95        | 1   | -   |   | AXE          | ACHSE         | PIN           |
| 006 | J-33479-34        | 1   | -   |   | ATTACHE      | BEFESTIGUNG   | FITTING       |
| 007 | M-32479-79        | 1   | -   |   | TRAPPE       | KLAPPTUER     | TRAP-DOOR     |
| 008 | D-00336-29        | 2   | -   |   | BOULON       | BOLZEN        | BOLT          |
| 009 | E-00347-11        | 6   | -   |   | RONDELLE     | SCHEIBE       | WASHER        |
| 010 | T-00336-89        | 4   | -   |   | BOULON       | BOLZEN        | BOLT          |
| 011 | V-75110-37        | 4   | -   |   | BRIDE        | HALTEBUEGEL   | BRACKET       |

../..

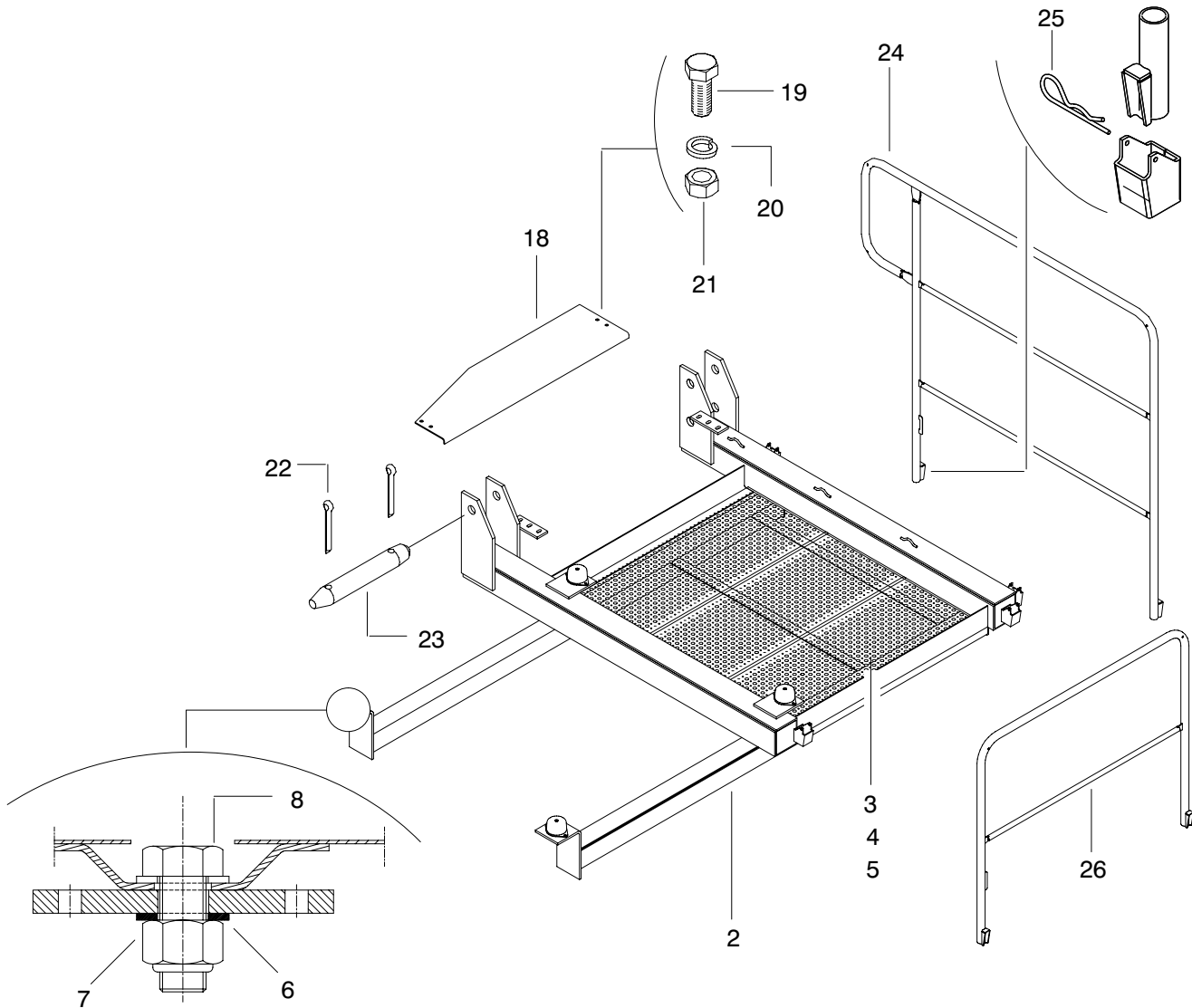


| REP | REFERENCE         | QTE | PRE | S | DESIGNATION  | BEZEICHNUNG      | DESCRIPTION   |
|-----|-------------------|-----|-----|---|--------------|------------------|---------------|
|     | <b>U-35479-75</b> |     | -   |   | <b>ACCES</b> | <b>ZUGANG</b>    | <b>ACCESS</b> |
| 012 | T-35479-74        | 1   | -   |   | PLATEFORME   | PLATTFORM        | PLATFORM      |
| 013 | G-98110-24        | 1   | -   |   |              |                  |               |
| 014 | D-00276-95        | 4   | -   |   | AXE          | ACHSE            | PIN           |
| 015 | P-32479-81        | 2   | -   |   | RAMBARDE     | GELAENDER        | GRAB RAIL     |
| 016 | J-00355-66        | 2   | -   |   | GOUPILLE-V   | SPLINT           | SPLIT PIN     |
| 017 | F-98110-23        | 1   | -   |   |              |                  |               |
| 018 | N-00360-30        | 4   | -   |   | GOUPILLE     | SICHERHEITSSTIFT | SAFETY-PIN    |
| 019 | M-10479-14        | 2   | -   |   | RAMBARDE     | GELAENDER        | GRAB RAIL     |
| 020 | H-00347-14        | 2   | -   |   | RONDELLE     | SCHEIBE          | WASHER        |
| 021 | Q-02267-48        | 4   | -   |   | BRIDE        | HALTEBUEGEL      | BRACKET       |
| 022 | G-00334-71        | 2   | -   |   | BOULON       | BOLZEN           | BOLT          |
| 023 | Q-32479-82        | 1   | -   |   | RAMBARDE     | GELAENDER        | GRAB RAIL     |
| 024 | Z-00355-57        | 4   | -   |   | GOUPILLE-V   | SPLINT           | SPLIT PIN     |



*Original parts or parts validated by POTAIN = SAFETY*

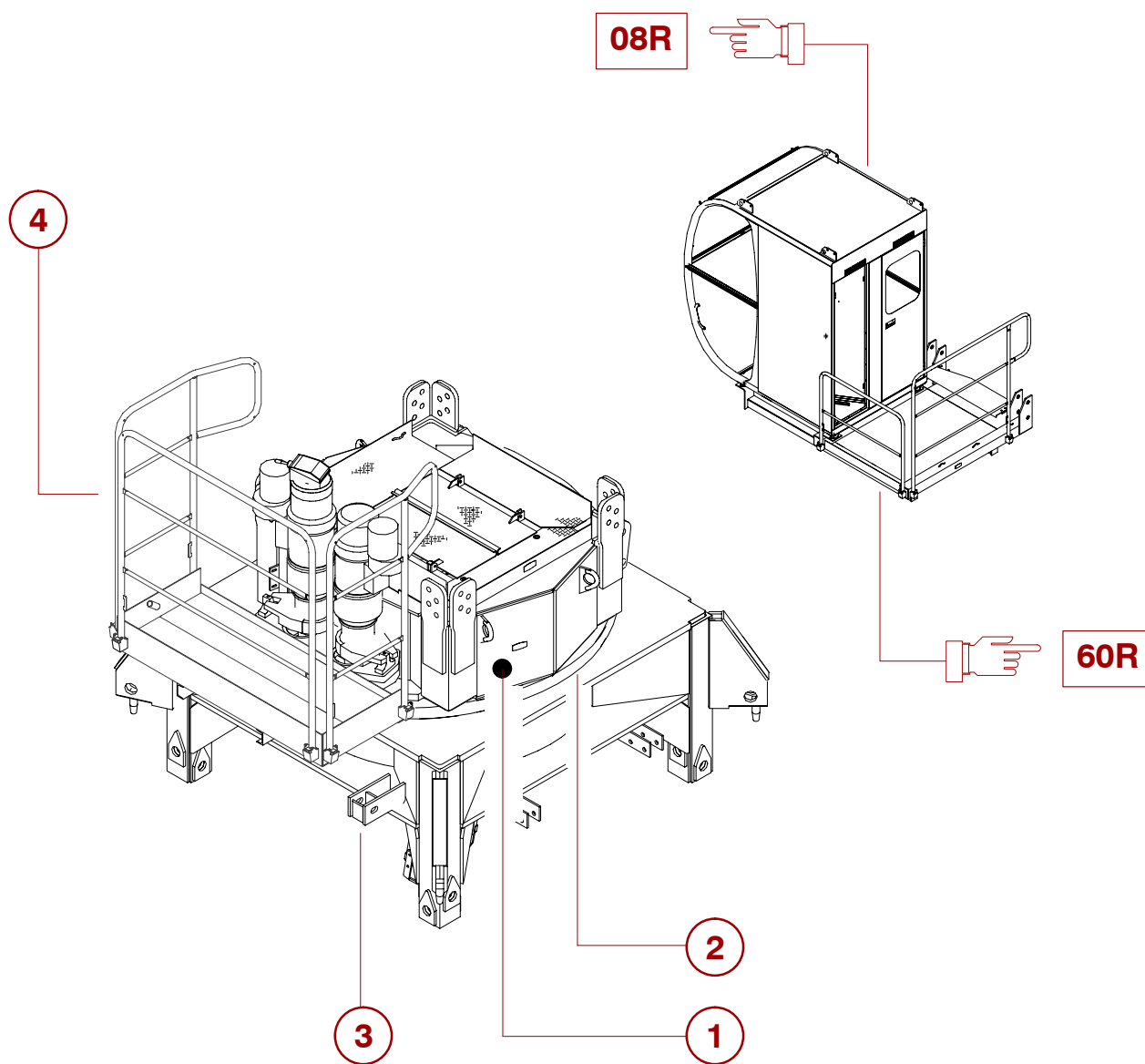
| REP | REFERENCE      | QTE | QML | PRE | SY | DESIGNATION | BEZEICHNUNG | DESCRIPTION |
|-----|----------------|-----|-----|-----|----|-------------|-------------|-------------|
|     | B-08680-21     | 1   |     |     |    | SUPPORT     | TRAGSTUECK  | SUPPORT     |
| 1   | 60R-0700-012-0 | 1   |     |     |    | SUPPORT     | TRAGSTUECK  | SUPPORT     |



*Original parts or parts validated by POTAIN = SAFETY*

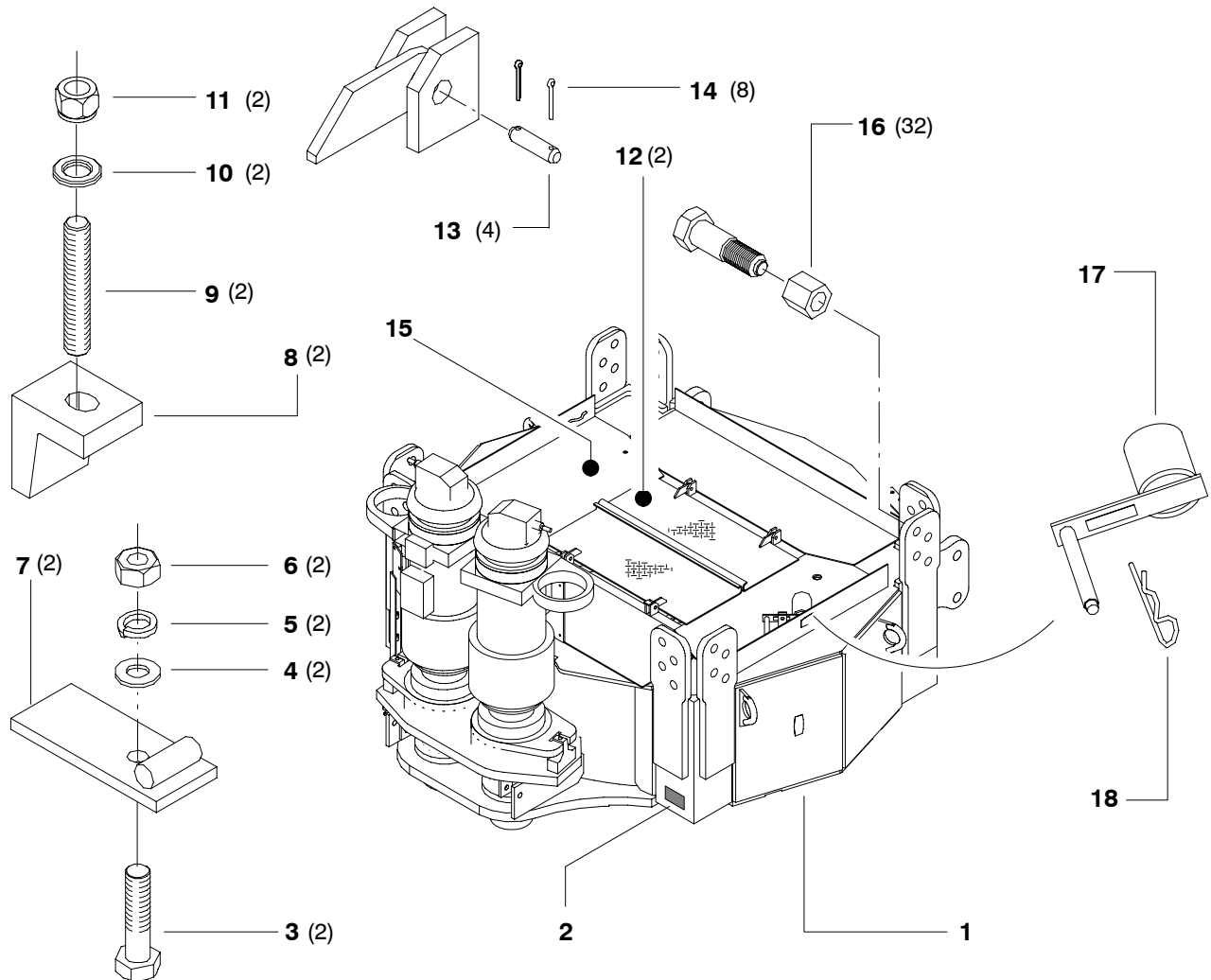
| REP | REFERENCE  | QTE | QML | PRE | SY | DESIGNATION    | BEZEICHNUNG       | DESCRIPTION    |
|-----|------------|-----|-----|-----|----|----------------|-------------------|----------------|
|     |            | 1   |     |     |    | <b>SUPPORT</b> | <b>TRAGSTUECK</b> | <b>SUPPORT</b> |
| 2   | T-91109-38 | 1   |     |     |    | SUPPORT        | TRAGSTUECK        | SUPPORT        |
| 3   | D-54484-96 | 3   |     |     |    | CAILLEBOTIS    | LATTENROST        | GRATINGS       |
| 4   | N-23330-63 | 17  |     |     |    | VIS            | SCHRAUBE          | SCREW          |
| 5   | U-00350-01 | 17  |     |     |    | RONDELLE       | SCHEIBE           | WASHER         |
| 6   | C-00350-08 | 8   | 100 |     |    | RONDELLE       | SCHEIBE           | WASHER         |
| 7   | Q-01345-64 | 4   |     |     |    | ECROU-SECUR    | SICHERHEITSMUTTER | SAFETY NUT     |
| 8   | L-00327-16 | 4   |     |     |    | VIS            | SCHRAUBE          | SCREW          |
| 18  | E-52110-68 | 1   |     |     |    | MARCHEPIED     | FUSSBRETT         | FOOTBOARD      |
| 19  | L-00326-70 | 4   |     |     |    | VIS            | SCHRAUBE          | SCREW          |
| 20  | G-00347-13 | 4   |     |     |    | RONDELLE       | SCHEIBE           | WASHER         |
| 21  | N-00341-67 | 4   |     |     |    | ECROU          | MUTTER            | NUT            |
| 22  | Z-00355-57 | 6   |     |     |    | GOUPILLE-V     | SPLINT            | SPLIT PIN      |
| 23  | Q-30276-42 | 3   |     |     |    | AXE            | ACHSE             | PIN            |
| 24  | G-68109-04 | 1   |     |     |    | RAMBARDE       | GELAENDER         | GRAB RAIL      |
| 25  | N-00360-30 | 4   |     |     |    | GOUPILLE       | SICHERHEITSSTIFT  | SAFETY-PIN     |
| 26  | T-08109-74 | 1   |     |     |    | RAMBARDE       | GELAENDER         | GRAB RAIL      |





*Original parts or parts validated by POTAIN = SAFETY*

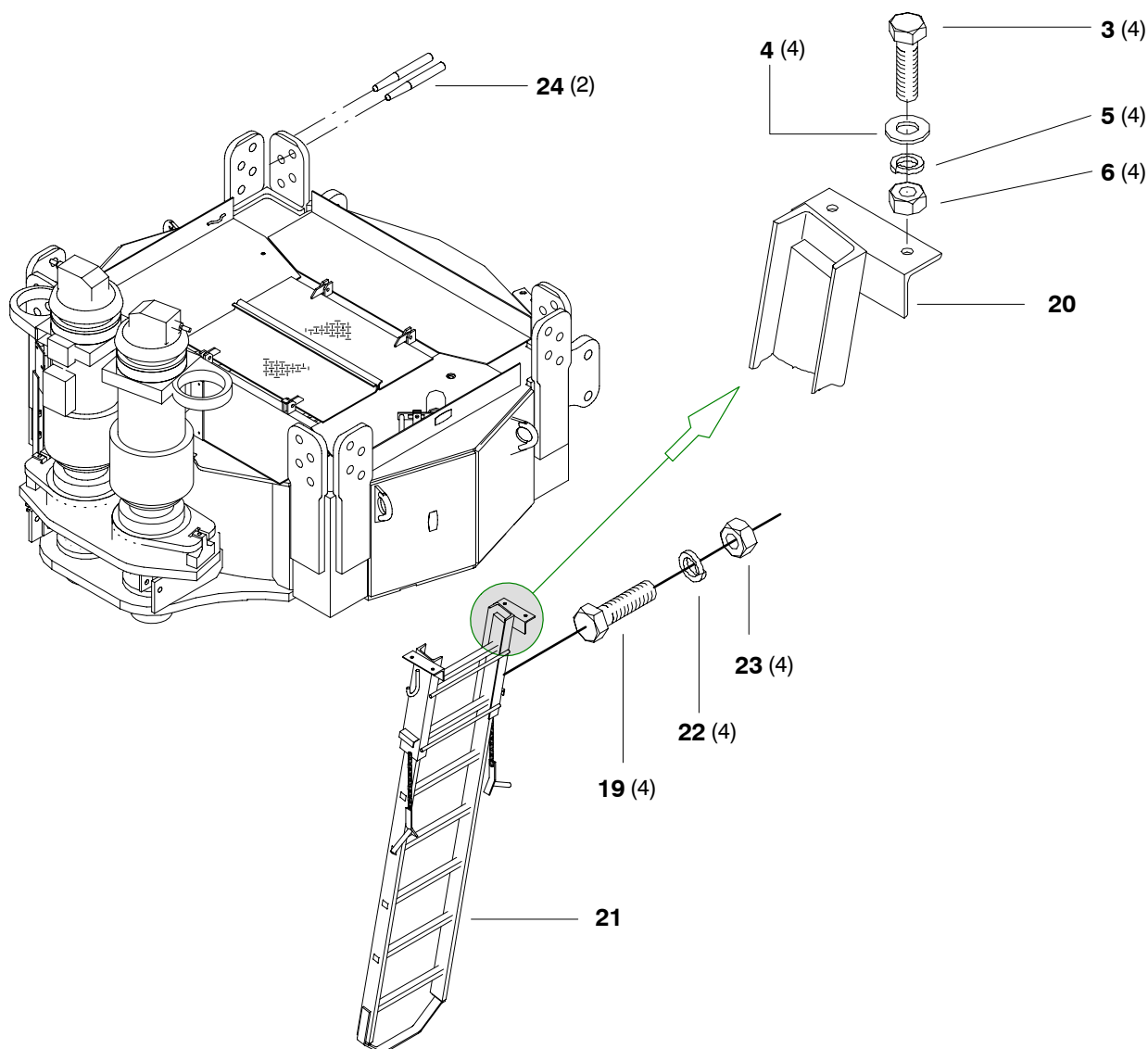
| REP | REFERENCE      | QTE | QML | PRE | SY | DESIGNATION              | DESCRIPTION              |
|-----|----------------|-----|-----|-----|----|--------------------------|--------------------------|
|     |                | 1   |     |     |    | <b>ORIENTATION MC310</b> | <b>SLEWING-MECHANISM</b> |
| 1   | 60R-0100-200-0 | 1   |     |     |    | PIVOT-TOURN EQUIPE       | SLEWING TOWERHEAD        |
| 2   | 60R-0200-106-1 | 1   |     |     |    | COURONNE EQUIPEE         | TOOTHED RING             |
| 3   | 60R-0300-056-0 | 1   |     |     |    | PIVOT-FIXE 2M EQUIPE     | FIXED TOWERHEAD PART     |
| 4   | 60R-0700-004-0 | 1   |     |     |    | PLATEFORME ORIENT        | PLATFORM                 |



*Original parts or parts validated by POTAIN = SAFETY*

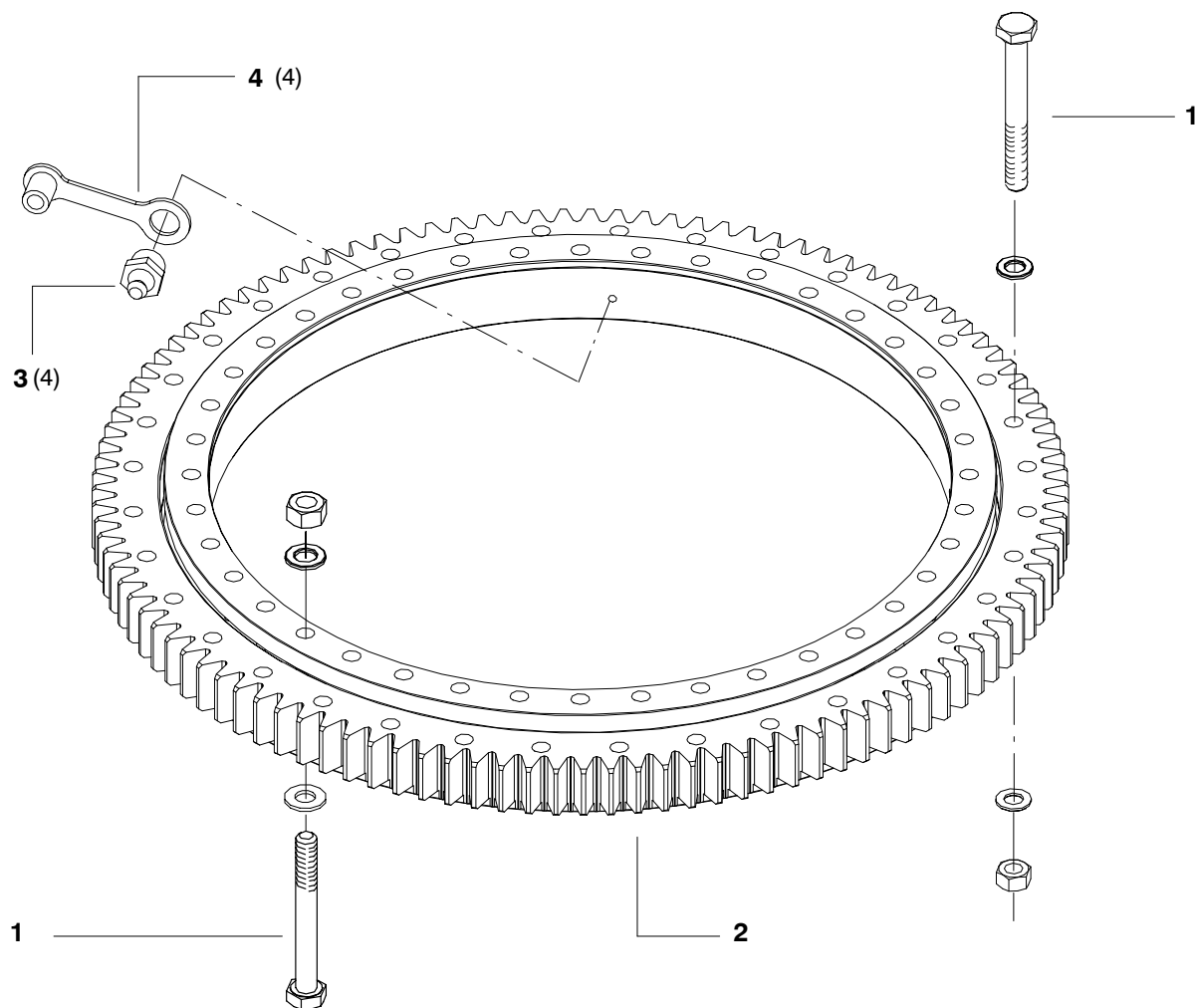
| REP | REFERENCE  | QTE | QML | PRE | SY | DESIGNATION               | DESCRIPTION              |
|-----|------------|-----|-----|-----|----|---------------------------|--------------------------|
|     |            | 1   |     |     |    | <b>PIVOT-TOURN EQUIPE</b> | <b>SLEWING TOWERHEAD</b> |
| 1   | 82003469   | 1   |     |     |    | PIVOT TOURNANT 180DTS NU  | PIVOT                    |
| 2   | H-03475-14 | 1   |     |     |    | ADHESIF GRAISSAGE ELF     | ADHESIVE                 |
| 3   | N-00326-72 | 6   |     |     |    | VIS H M12X50 CL8.8        | SCREW                    |
| 4   | X-00350-04 | 6   | 100 |     |    | RONDELLE M12 N            | WASHER                   |
| 5   | G-00347-13 | 6   | 100 |     |    | RONDELLE W12              | WASHER                   |
| 6   | N-00341-67 | 6   | 200 |     |    | ECROU H M12 CL8           | NUT                      |
| 7   | T-84110-48 | 2   |     |     |    | PINCE EP15 LG80           | PLIERS/GRAPPLE           |
| 8   | K-70110-53 | 2   |     |     |    | CALE DE BLOCAGE           | SHIM                     |
| 9   | G-23277-90 | 2   |     |     |    | GOUJON M14                | STUD                     |
| 10  | B-01346-20 | 2   | 200 |     |    | RONDELLE HR 10-9 M14      | WASHER                   |
| 11  | Z-01345-49 | 2   |     |     |    | ECROU-SECUR M14X200 CL10  | SAFETY NUT               |
| 12  | Q-02109-70 | 2   |     |     |    | TRAPPE ALU 290X755        | TRAP-DOOR                |
| 13  | D-00276-95 | 4   |     |     |    | AXE 12X30 C               | PIN                      |
| 14  | K-00355-21 | 8   | 100 |     |    | GOUPILLE-V 3,2X22         | SPLIT PIN                |
| 15  | L-93109-16 | 1   |     |     |    | PLATEFORME ACCES PIVOT    | PLATFORM                 |
| 16  | Q-88662-38 | 32  |     |     |    | BOULON-ECLI H35X115 P90   | FISH PLATE BOLT          |
| 17  | V-90109-36 | 1   |     |     |    | MANIVELLE ORIENT 132 FCO  | WHEELBRACE               |
| 18  | N-00360-30 | 1   | 100 |     |    | GOUPILLE D4,5 SIMPLE ENR  | SAFETY-PIN               |

../..



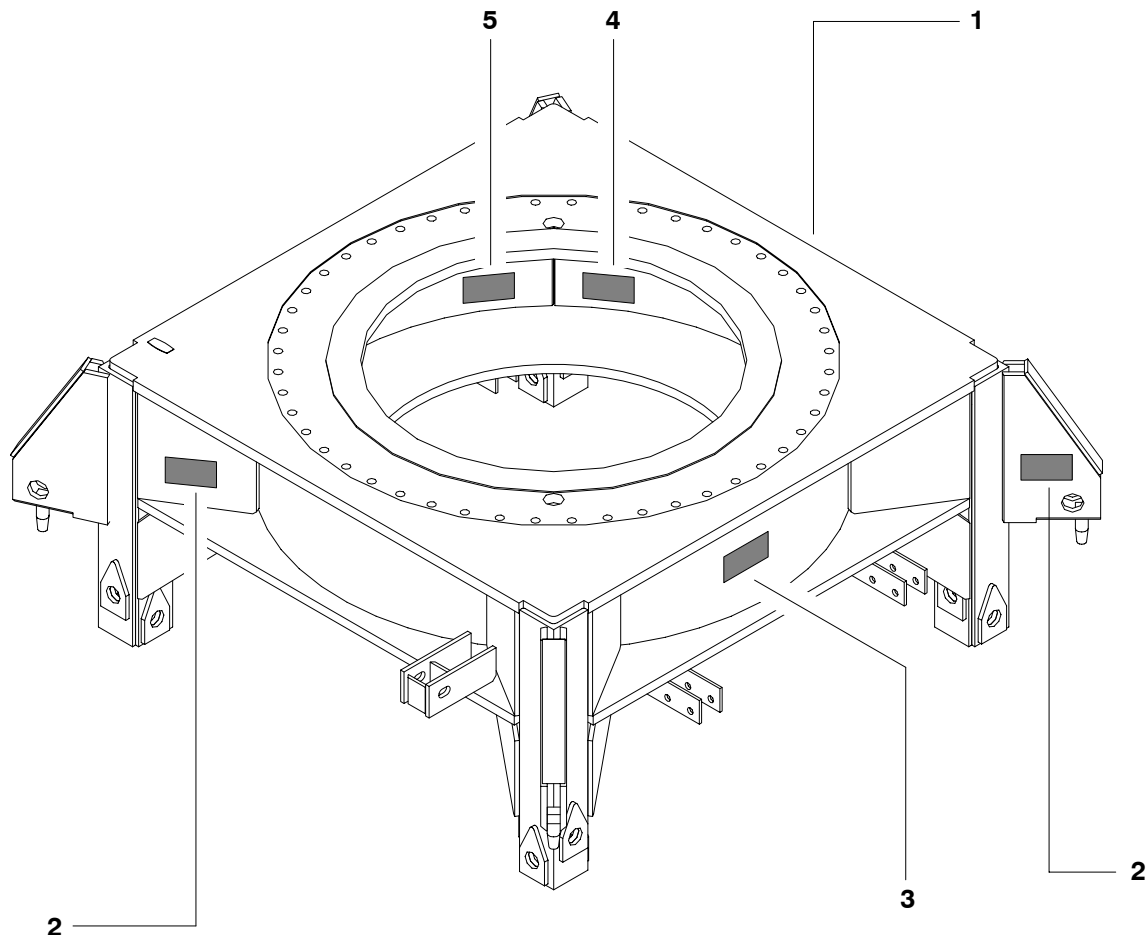
*Original parts or parts validated by POTAIN = SAFETY*

| REP | REFERENCE  | QTE | QML | PRE | SY | DESIGNATION             | DESCRIPTION |
|-----|------------|-----|-----|-----|----|-------------------------|-------------|
| 19  | M-01338-02 | 4   |     |     |    | VIS H M16X40/40 CL8-8   | SCREW       |
| 20  | T-78662-01 | 1   |     |     |    | SUPPORT ECHELLE         | SUPPORT     |
| 21  | Q-91662-96 | 1   |     |     |    | ECHELLE SP 2.105 M      | LADDER      |
| 22  | J-00347-15 | 4   | 100 |     |    | RONDELLE W16            | WASHER      |
| 23  | J-01341-21 | 4   | 100 |     |    | ECROU H M16 CL8         | NUT         |
| 24  | R-01444-55 | 2   |     |     | AA | BROCHE CONIQUE D35 L330 | DRIFT       |



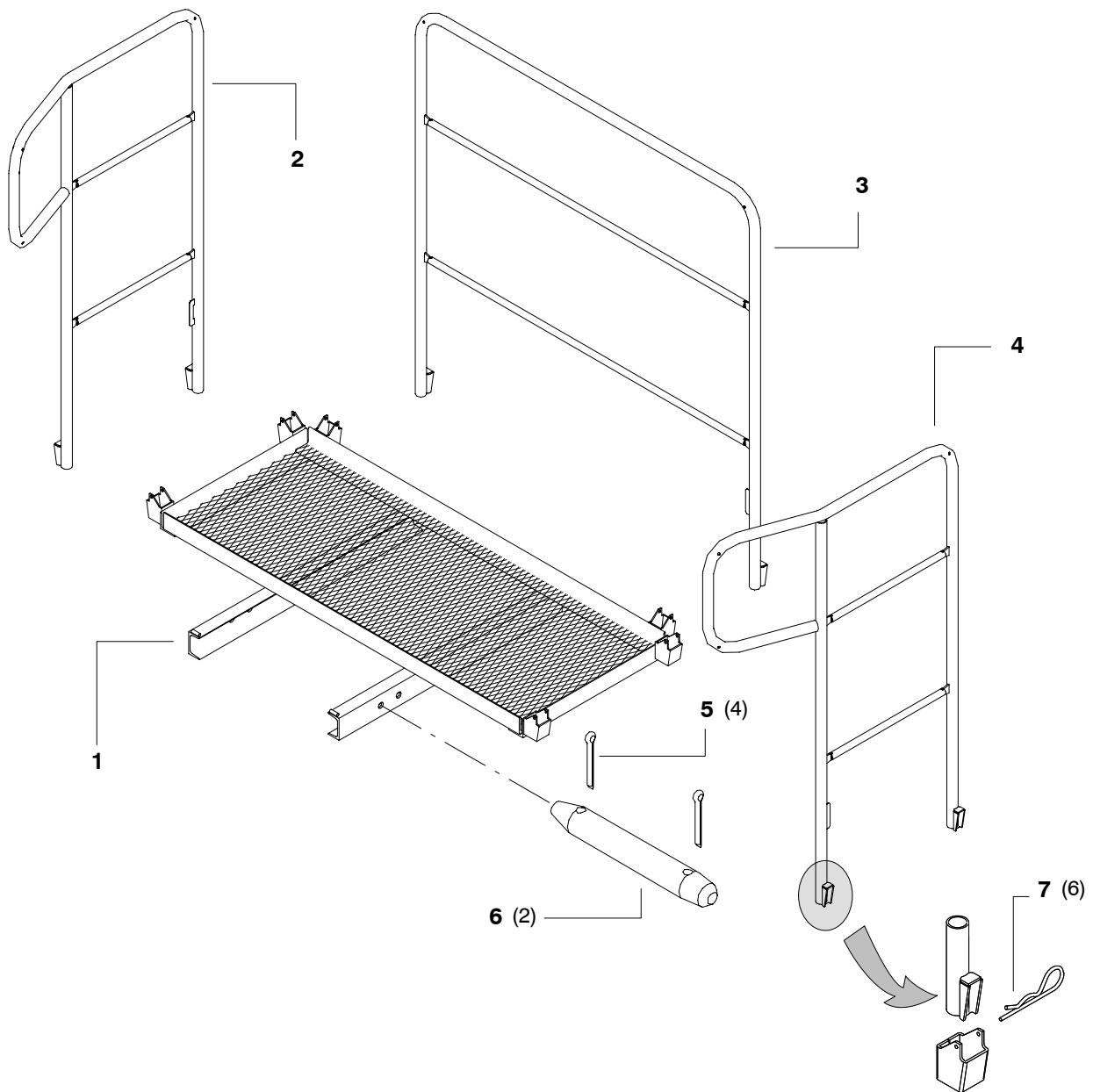
*Original parts or parts validated by POTAIN = SAFETY*

| REP | REFERENCE  | QTE | QML | PRE | SY | DESIGNATION              | DESCRIPTION         |
|-----|------------|-----|-----|-----|----|--------------------------|---------------------|
|     |            | 1   |     |     |    | <b>COURONNE EQUIPEE</b>  | <b>TOOTHED RING</b> |
| 1   | N-18338-71 | 96  |     |     |    | BOULON HR10.9 M27X210NF* | BOLT                |
| 2   | P-19399-71 | 1   |     |     |    | COURONNE 180 DTS         | TOOTHED RING        |
| 3   | V-76662-64 | 4   |     |     |    | GRAISSEUR                | GREASE NIPPLE       |
| 4   | D-01414-07 | 4   |     |     |    | CACHE GRAISSEUR PLAST.D6 | COVER               |



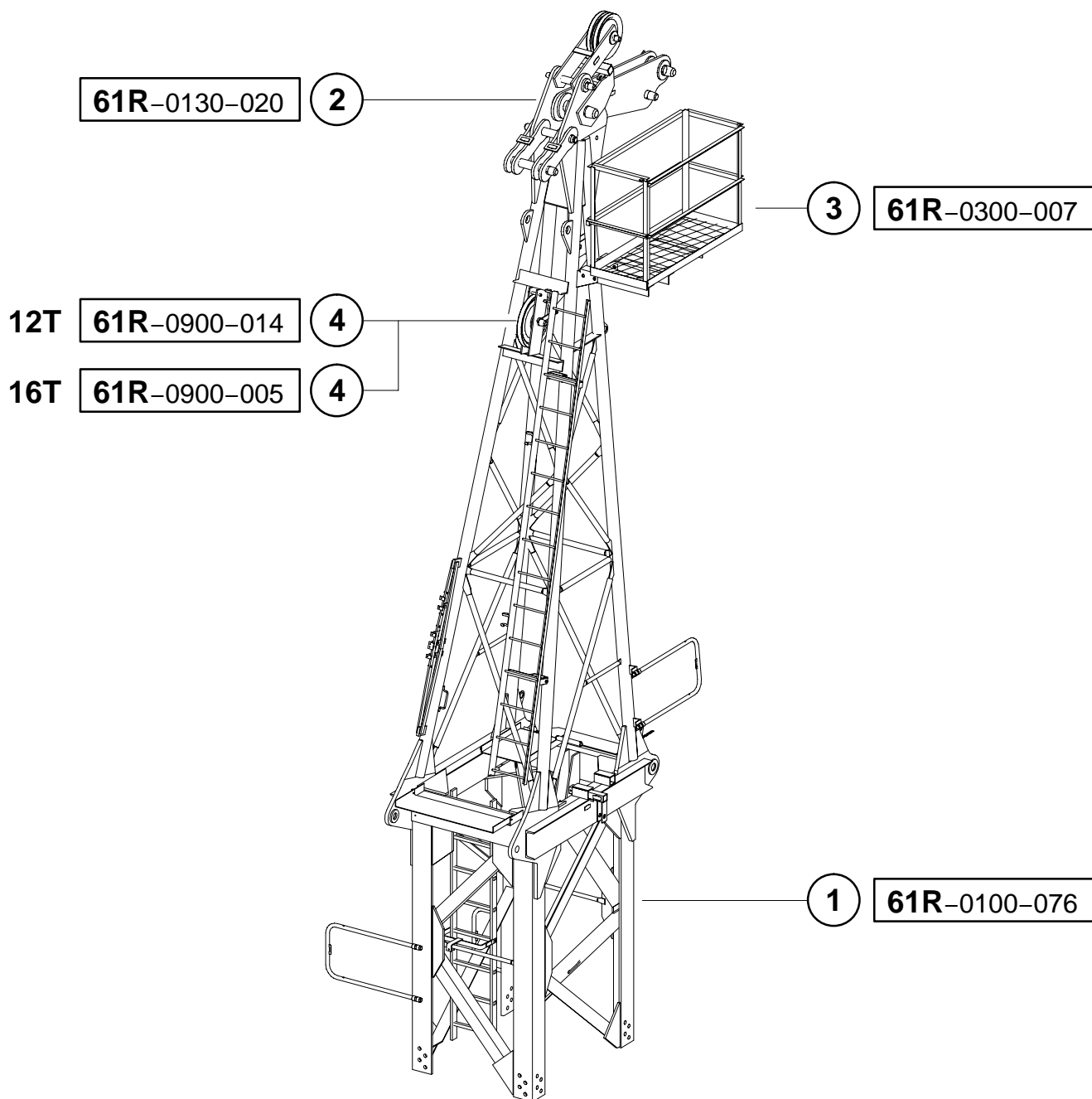
*Original parts or parts validated by POTAIN = SAFETY*

| REP | REFERENCE  | QTE | QML | PRE | SY | DESIGNATION                 | DESCRIPTION                 |
|-----|------------|-----|-----|-----|----|-----------------------------|-----------------------------|
|     |            | 1   |     |     |    | <b>PIVOT-FIXE 2M EQUIPE</b> | <b>FIXED TOWERHEAD PART</b> |
| 2   | K-03475-16 | 4   |     |     |    | ADHESIF D'INSTRUCTION       | ADHESIVE                    |
| 3   | Q-18475-35 | 1   |     |     |    | PLAQUE CODE SERIE           | PLATE                       |
| 4   | E-09475-12 | 1   |     |     |    | ADHESIF GRAISSAGE ORIENT    | ADHESIVE                    |
| 5   | D-59974-60 | 1   |     |     |    | PIVOT-FIXE                  | FIXED TOWERHEAD PART        |
| 5   | Z-92515-65 | 1   |     |     |    | ADHESIF BOULON TENDU        | ADHESIVE                    |



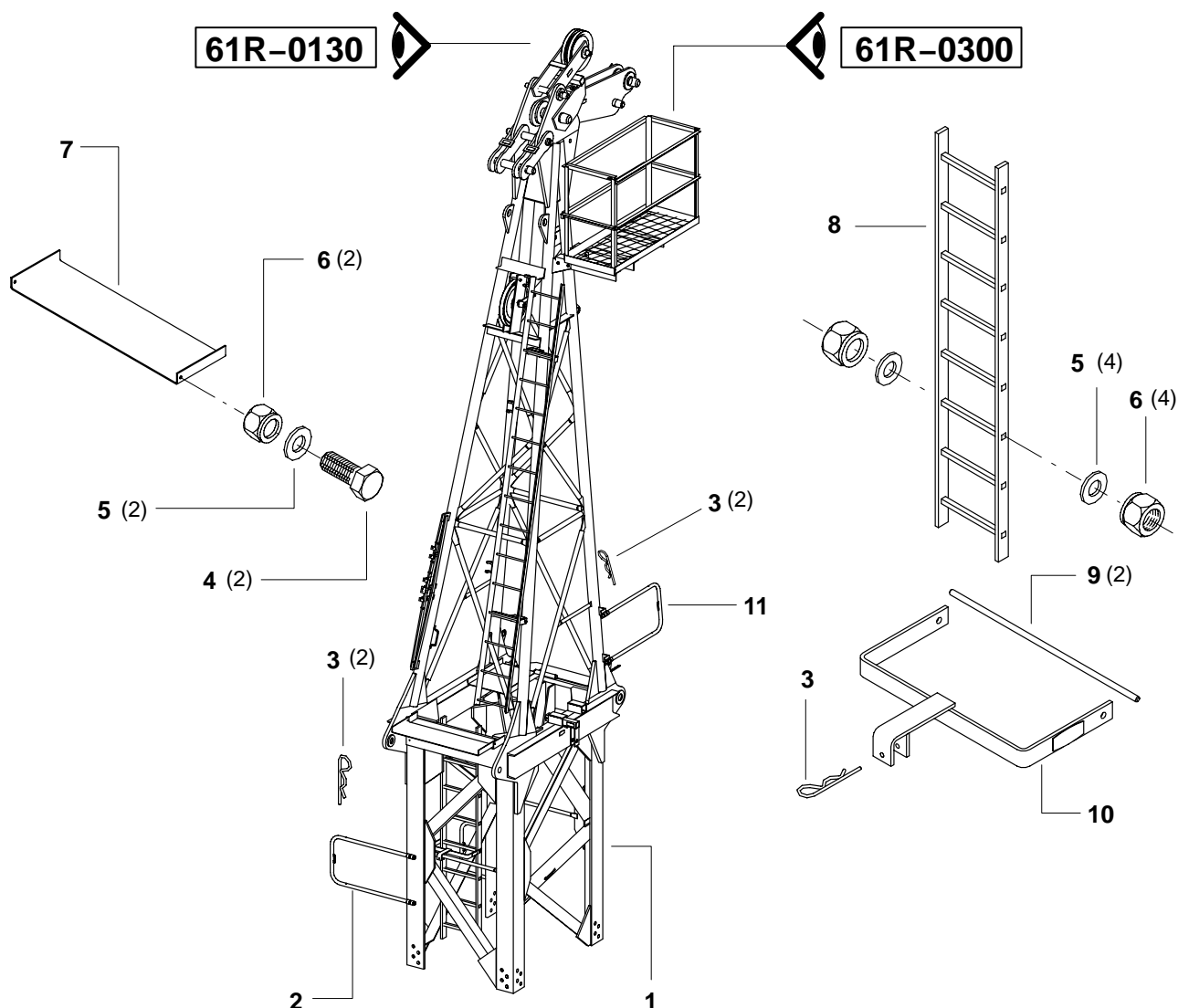
*Original parts or parts validated by POTAIN = SAFETY*

| REP | REFERENCE         | QTE      | QML | PRE | SY | DESIGNATION              | DESCRIPTION     |
|-----|-------------------|----------|-----|-----|----|--------------------------|-----------------|
|     | <b>A-70109-29</b> | <b>1</b> |     |     |    | <b>PLATEFORME</b>        | <b>PLATFORM</b> |
| 1   | U-70109-24        | 1        |     |     |    | PLATEFORME EXT.ORIENT    | PLATFORM        |
| 2   | M-13109-88        | 1        |     |     |    | RAMBARDE LG=550 HT1400 D | GRAB RAIL       |
| 3   | L-13109-87        | 1        |     |     |    | RAMBARDE LG=1400 HT=1400 | GRAB RAIL       |
| 4   | P-13109-90        | 1        |     |     |    | RAMBARDE LG=550 HT1400 G | GRAB RAIL       |
| 5   | N-00355-47        | 4        |     |     |    | GOUPILLE-V               | SPLIT PIN       |
| 6   | L-33276-27        | 2        |     |     |    | AXE 20X90 L              | PIN             |
| 7   | N-00360-30        | 6        |     |     |    | GOUPILLE D4,5 SIMPLE ENR | SAFETY-PIN      |



*Original parts or parts validated by POTAIN = SAFETY*

| REP | REFERENCE      | QTE      | QML | PRE | SY | DESIGNATION               | DESCRIPTION       |
|-----|----------------|----------|-----|-----|----|---------------------------|-------------------|
|     |                | <b>1</b> |     |     |    | <b>PORTE-FLECHE MC310</b> | <b>CATHEAD</b>    |
| 1   | 61R-0100-076-0 | 1        |     |     |    | PORTE-FLECHE EQ           | CATHEAD           |
| 2   | 61R-0130-020-0 | 1        |     |     |    | PALONNIER PORTE-FLECHE    | YOKE              |
| 3   | 61R-0300-007-0 | 1        |     |     |    | PLATEFORME DE P.F.        | PLATFORME DE P.F. |
| 4   | 61R-0900-005-0 | 1        |     |     |    | COMPLEMENT 16T MC320      | FITTINGS          |
| 4   | 61R-0900-014-0 | 1        |     |     |    | COMPLEMENT 12T MC320      | FITTINGS          |

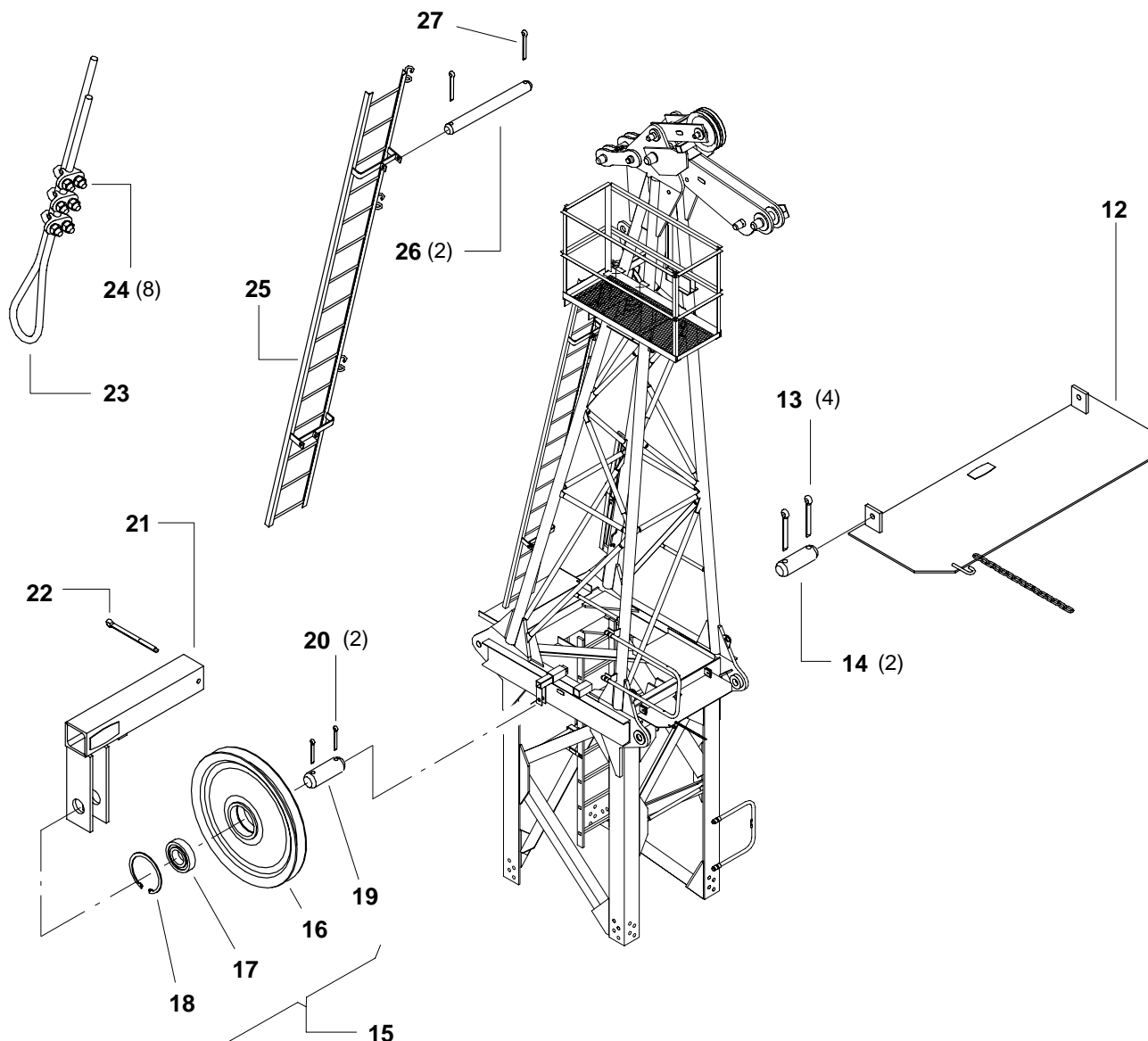


*Original parts or parts validated by POTAIN = SAFETY*

| REP | REFERENCE  | QTE | QML | PRE | SY | DESIGNATION              | DESCRIPTION    |
|-----|------------|-----|-----|-----|----|--------------------------|----------------|
|     |            | 1   |     |     |    | <b>PORTE-FLECHE EQ</b>   | <b>CATHEAD</b> |
| 1   | Q-12108-72 | 1   |     |     |    | PORTE-FLECHE NU 16T      | CATHEAD        |
| 2   | E-54109-84 | 1   |     |     |    | RAMBARDE H540 L540       | GRAB RAIL      |
| 3   | N-00360-30 | 5   |     |     |    | GOUPILLE D4,5 SIMPLE ENR | SAFETY-PIN     |
| 4   | J-00338-41 | 2   | 10  |     |    | VIS H M12X35/35 CL8.8    | SCREW          |
| 5   | X-00350-04 | 6   | 100 |     |    | RONDELLE M12 N           | WASHER         |
| 6   | E-00345-96 | 6   | 10  |     |    | ECROU-SECUR M12X175 CL8  | SAFETY NUT     |
| 7   | S-43109-06 | 1   |     |     |    | PLATEFORME PORTE FLECHE  | PLATFORM       |
| 8   | T-43109-07 | 1   |     |     |    | ECHELLE 2,24M            | LADDER         |
| 9   | S-18109-44 | 2   |     |     |    | TIGE-D'ASSEMBLAGE        | ASSEMBLING ROD |
| 10  | W-51109-19 | 1   |     |     |    | SUPPORT ECHELLE          | SUPPORT        |
| 11  | V-53110-18 | 1   |     |     |    | RAMBARDE L500 SPECIALE   | GRAB RAIL      |

./..

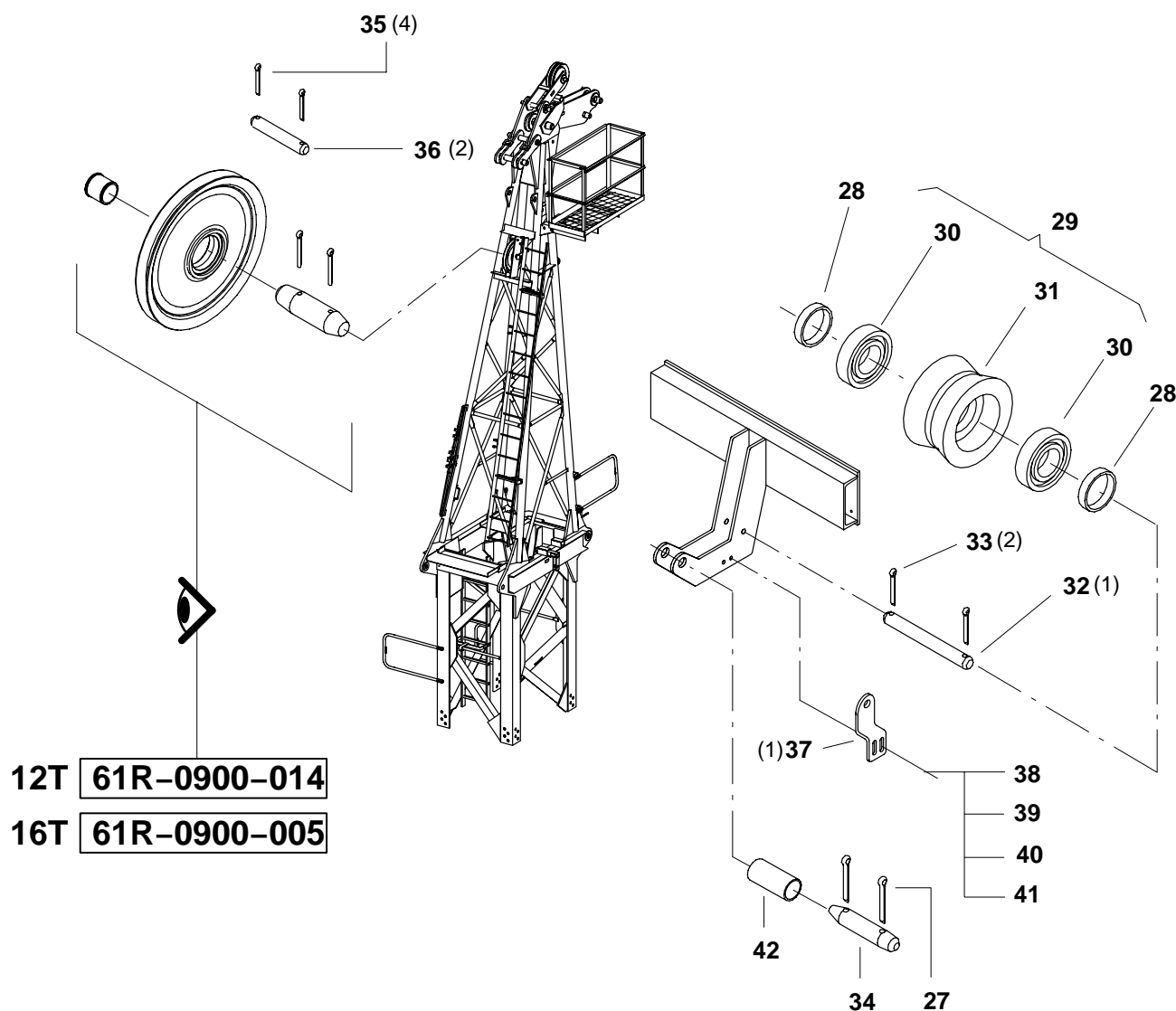




*Original parts or parts validated by POTAIN = SAFETY*

| REP | REFERENCE  | QTE | QML | PRE | SY | DESIGNATION              | DESCRIPTION  |
|-----|------------|-----|-----|-----|----|--------------------------|--------------|
| 12  | Q-40110-76 | 1   |     |     |    | PLATEFORME ACCES FLECHE  | PLATFORM     |
| 13  | V-00355-31 | 4   |     |     |    | GOUPILLE V 4X28 NFE27487 | SAFETY-PIN   |
| 14  | E-01276-31 | 2   |     |     |    | AXE 16X35 C              | PIN          |
| 15  | A-84662-08 | 1   |     | 2   |    | POULIE D230 R5,5 EQ      | PULLEY       |
| 16  | W-84662-28 | 1   |     | 2   | SA | POULIE D230 R5,5 NUE     | PULLEY       |
| 17  | D-83662-30 | 1   |     | 3   |    | ROULEMENT 6207 2RS       | BEARING      |
| 18  | W-00362-45 | 1   |     |     |    | ANNEAU-D'ARRET 72 I      | LOCKING RING |
| 19  | N-04276-28 | 1   |     |     |    | AXE 35X60 C              | PIN          |
| 20  | Z-00355-57 | 2   |     |     |    | GOUPILLE-V 8X63 NFE27487 | SPLIT PIN    |
| 21  | Z-41110-42 | 1   |     |     |    | POUTRE NU DEM ORIENT     | MEMBER       |
| 22  | M-00355-69 | 1   |     |     |    | GOUPILLE-V 10X125        | SPLIT PIN    |
| 23  | D-53313-34 | 1   |     |     |    | CABLE D10,5 L6300 GAL    | ROPE         |
| 24  | R-00368-38 | 8   | 10  |     |    | SERRE-CABLE 10           | BULLDOG GRIP |
| 25  | V-43109-09 | 1   |     |     |    | ECHELLE 4,5M             | LADDER       |
| 26  | B-03276-82 | 2   |     |     |    | AXE 20X170 C             | PIN          |
| 27  | N-00355-47 | 14  |     |     |    | GOUPILLE-V               | SPLIT PIN    |

../..

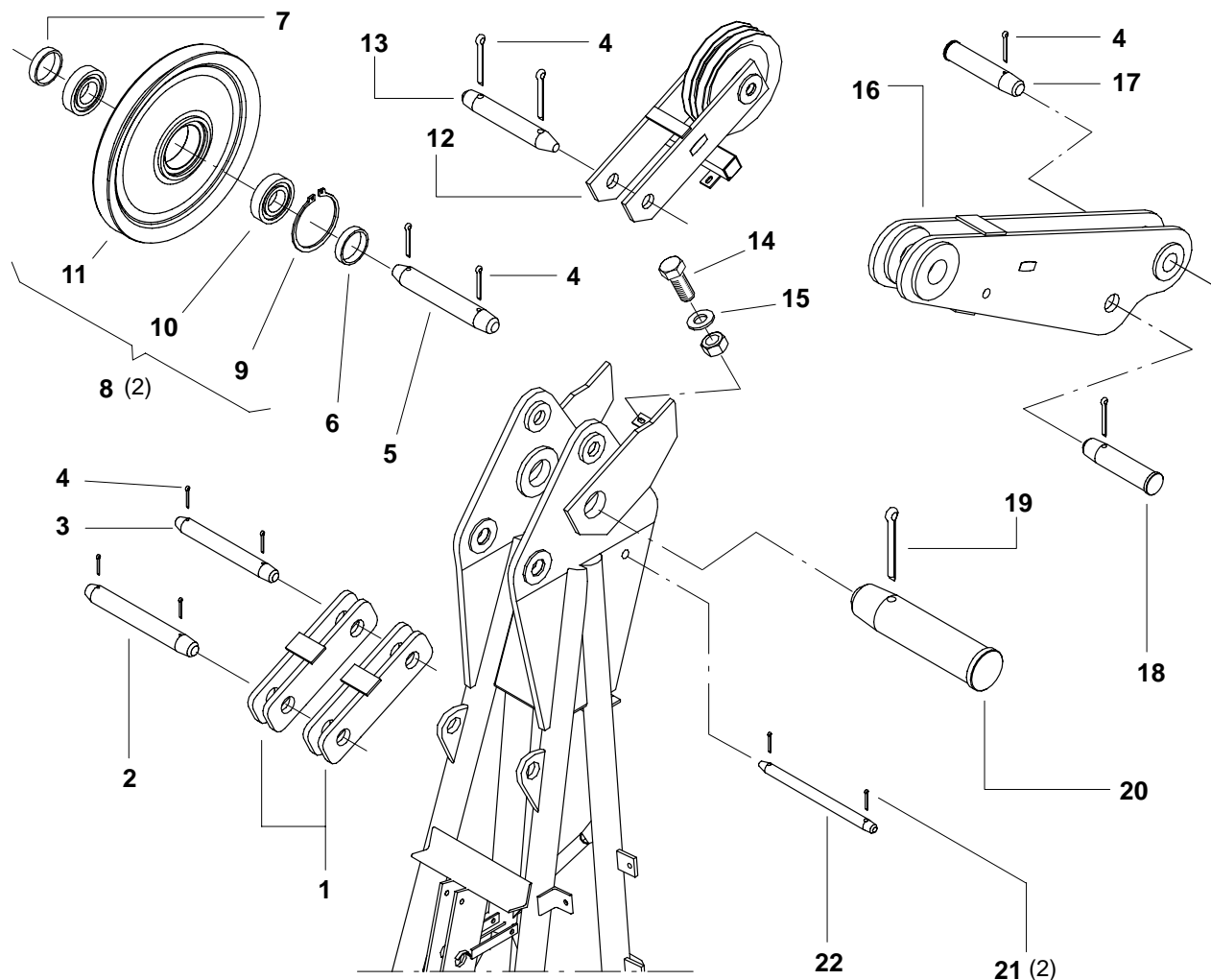


12T 61R-0900-014

16T 61R-0900-005

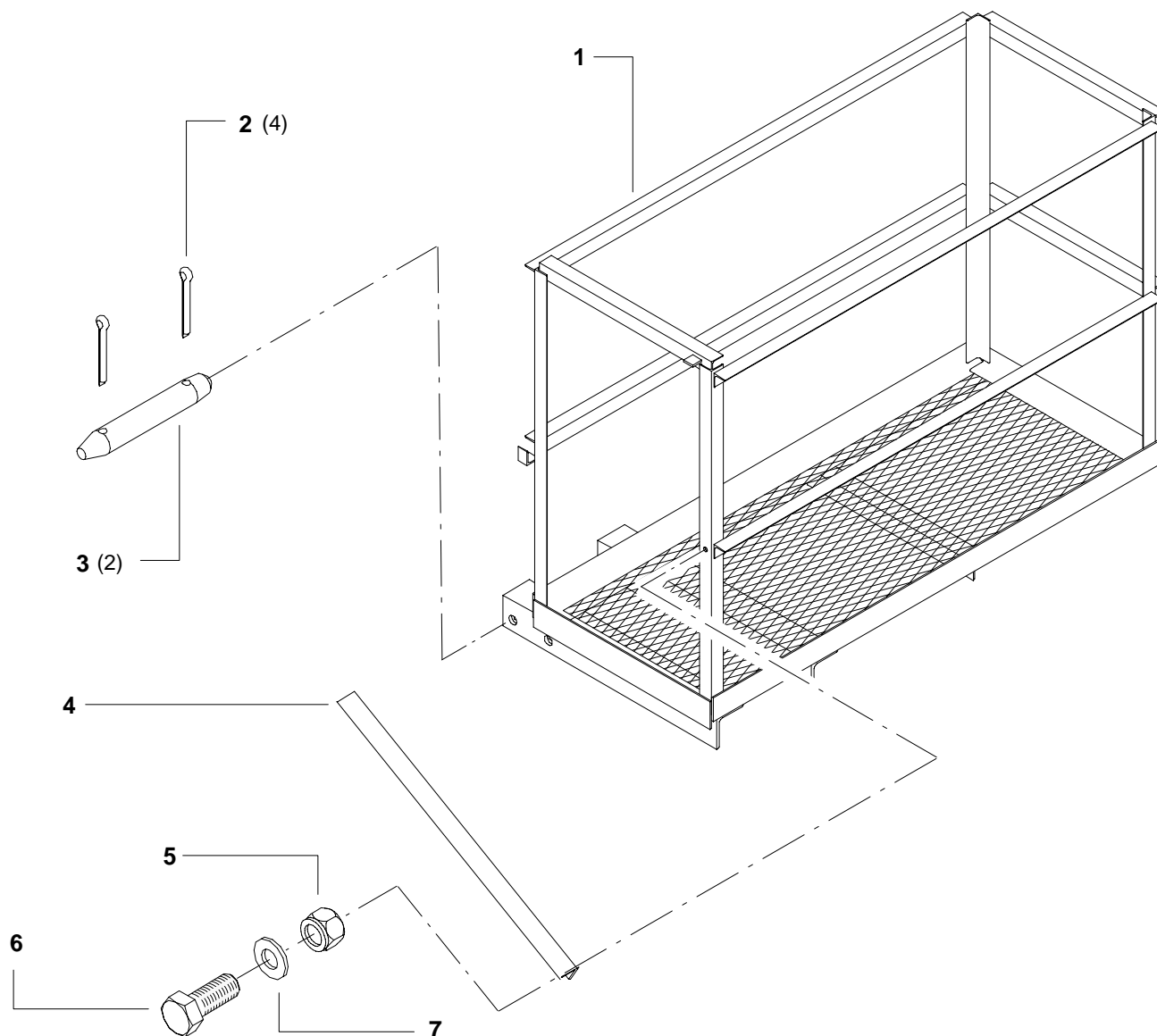
*Original parts or parts validated by POTAIN = SAFETY*

| REP | REFERENCE  | QTE | QML | PRE | SY | DESIGNATION            | DESCRIPTION      |
|-----|------------|-----|-----|-----|----|------------------------|------------------|
| 28  | N-01285-13 | 2   |     |     |    | ENTRETOISE 33,7 EP2,9  | SPACER           |
| 29  | L-84662-64 | 1   |     |     |    | DIABOLO                | BICONICAL-ROLLER |
| 30  | X-83662-25 | 2   |     | 3   |    | ROULEMENT              | BEARING          |
| 31  |            | 1   |     |     | SA | DIABOLO                | BICONICAL-ROLLER |
| 32  | Z-13276-28 | 1   |     |     |    | AXE 25X130 C           | PIN              |
| 33  | J-00355-66 | 2   |     |     |    | GOUPILLE-V 10X80       | SPLIT PIN        |
| 34  | Q-30276-65 | 1   |     |     |    | AXE 50X200 L           | PIN              |
| 35  | L-00355-68 | 2   |     |     |    | GOUPILLE-V             | SPLIT PIN        |
| 36  | H-04276-23 | 2   |     |     |    | AXE 20X110 C           | PIN              |
| 37  | P-65254-12 | 1   |     |     |    | TOLE 6X200X71 2 PL     | PLATE            |
| 38  | M-00341-66 | 2   |     |     |    | ECROU H M10 CL8        | NUT              |
| 39  | E-00347-11 | 2   |     |     |    | RONDELLE W10           | WASHER           |
| 40  | W-00350-03 | 4   |     |     |    | RONDELLE M10 N         | WASHER           |
| 41  | E-00283-63 | 2   |     |     |    | VIS H M10X50 CLASSE 56 | SCREW            |
| 42  | N-03293-03 | 1   |     |     |    | ENTRETOISE 60,3EP3,2   | SPACER           |



*Original parts or parts validated by POTAIN = SAFETY*

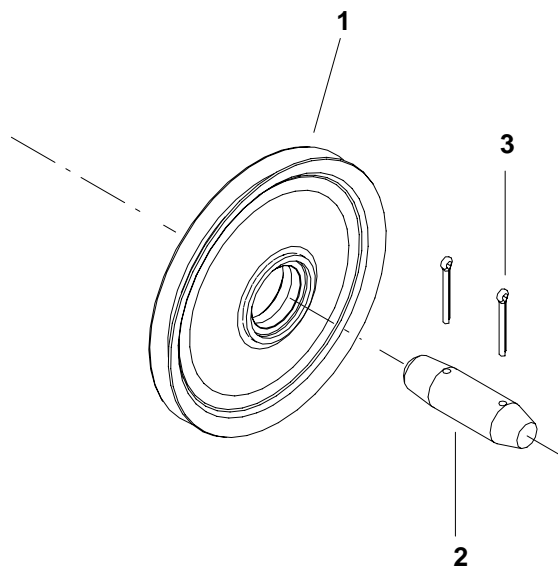
| REP | REFERENCE  | QTE      | QML | PRE | SY | DESIGNATION                   | DESCRIPTION      |
|-----|------------|----------|-----|-----|----|-------------------------------|------------------|
|     |            | <b>1</b> |     |     |    | <b>PALONNIER PORTE-FLECHE</b> | <b>YOKE</b>      |
| 1   | M-86109-35 | 2        |     |     |    | JUMELLE D70D75 L400           | TWIN-LINK        |
| 2   | F-49278-01 | 1        |     |     |    | AXE-TETE D75X400 S355         | HEADED SHAFT     |
| 3   | B-83278-87 | 1        |     |     |    | AXE-A-TETON D70X400           | DRIVE HEAD SHAFT |
| 4   | L-00355-68 | 11       |     |     |    | GOUPILLE-V                    | SPLIT PIN        |
| 5   | V-31276-97 | 1        |     |     |    | AXE 50X230 L                  | PIN              |
| 6   | W-01285-90 | 1        |     |     |    | ENTRETOISE 60,3 EP3,2L24      | SPACER           |
| 7   | R-61285-49 | 1        |     |     |    | ENTRETOISE 60,3 EP3,2         | SPACER           |
| 8   | N-83662-85 | 2        |     | 2   |    | POULIE                        | PULLEY           |
| 9   | G-00362-54 | 1        |     |     |    | ANNEAU-D'ARRET 90 I           | LOCKING RING     |
| 10  | L-83662-14 | 2        |     | 3   |    | ROULEMENT                     | BEARING          |
| 11  | E-84662-12 | 1        |     | 2   | SA | POULIE                        | PULLEY           |
| 12  | C-50109-66 | 1        |     |     |    | PALONNIER PORTE-FLECHE        | YOKE             |
| 13  | W-32276-33 | 1        |     |     |    | AXE 60X385 L                  | PIN              |
| 14  | V-00336-45 | 1        |     |     |    | BOULON H M12X40 CL5-6         | BOLT             |
| 15  | X-00350-04 | 1        | 100 |     |    | RONDELLE M12 N                | WASHER           |
| 16  | J-86109-32 | 1        |     |     |    | BIELLE PORTE-FLECHE           | CONNECTING ROD   |
| 17  | Q-51278-41 | 1        |     |     |    | AXE-TETE D90X265 35CD4        | HEADED SHAFT     |
| 18  | G-83278-46 | 1        |     |     |    | AXE-TETE D75X265 34CRMO4      | HEADED SHAFT     |
| 19  | M-00355-69 | 1        |     |     |    | GOUPILLE-V 10X125             | SPLIT PIN        |
| 20  | C-83278-42 | 1        |     |     |    | AXE-TETE 100X375 34CRMO4      | HEADED SHAFT     |
| 21  | H-00355-65 | 2        |     |     |    | GOUPILLE-V 10X50              | SPLIT PIN        |
| 22  | D-34276-24 | 1        |     |     |    | AXE 30X350 L                  | PIN              |



*Original parts or parts validated by POTAIN = SAFETY*

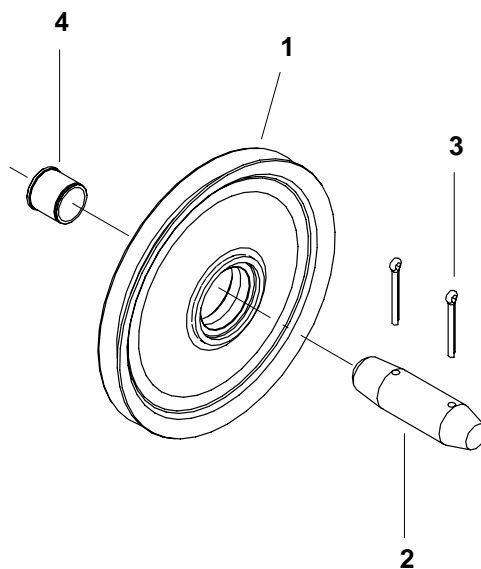
| REP | REFERENCE  | QTE | QML | PRE | SY | DESIGNATION       | BEZEICHNUNG       | DESCRIPTION     |
|-----|------------|-----|-----|-----|----|-------------------|-------------------|-----------------|
|     |            | 1   |     |     |    | <b>PLATEFORME</b> | <b>PLATTFORM</b>  | <b>PLATFORM</b> |
| 1   | E-42109-82 | 1   |     |     |    | PLATEFORME        | PLATTFORM         | PLATFORM        |
| 2   | N-00355-47 | 8   |     |     |    | GOUPILLE-V        | SPLINT            | SPLIT PIN       |
| 3   | Q-32276-04 | 4   |     |     |    | AXE               | ACHSE             | PIN             |
| 4   | U-43109-08 | 1   |     |     |    | CORNIERE          | WINKELEISEN       | ANGLE IRON      |
| 5   | E-00345-96 | 1   | 100 |     |    | ECROU-SECUR       | SICHERHEITSMUTTER | SAFETY NUT      |
| 6   | J-00338-41 | 1   | 100 |     |    | VIS               | SCHRAUBE          | SCREW           |
| 7   | X-00350-04 | 1   | 100 |     |    | RONDELLE          | SCHEIBE           | WASHER          |





*Original parts or parts validated by POTAIN = SAFETY*

| REP | REFERENCE  | QTE      | QML | PRE | SY | DESIGNATION                 | DESCRIPTION     |
|-----|------------|----------|-----|-----|----|-----------------------------|-----------------|
|     |            | <b>1</b> |     |     |    | <b>COMPLEMENT 16T MC320</b> | <b>FITTINGS</b> |
| 1   | L-21386-19 | 1        |     | 2   |    | POULIE D460/540X72 EQU      | PULLEY          |
| 2   | M-30276-85 | 1        |     |     |    | AXE 70X105 L                | PIN             |
| 3   | L-00355-68 | 2        |     |     |    | GOUPILLE-V                  | SPLIT PIN       |

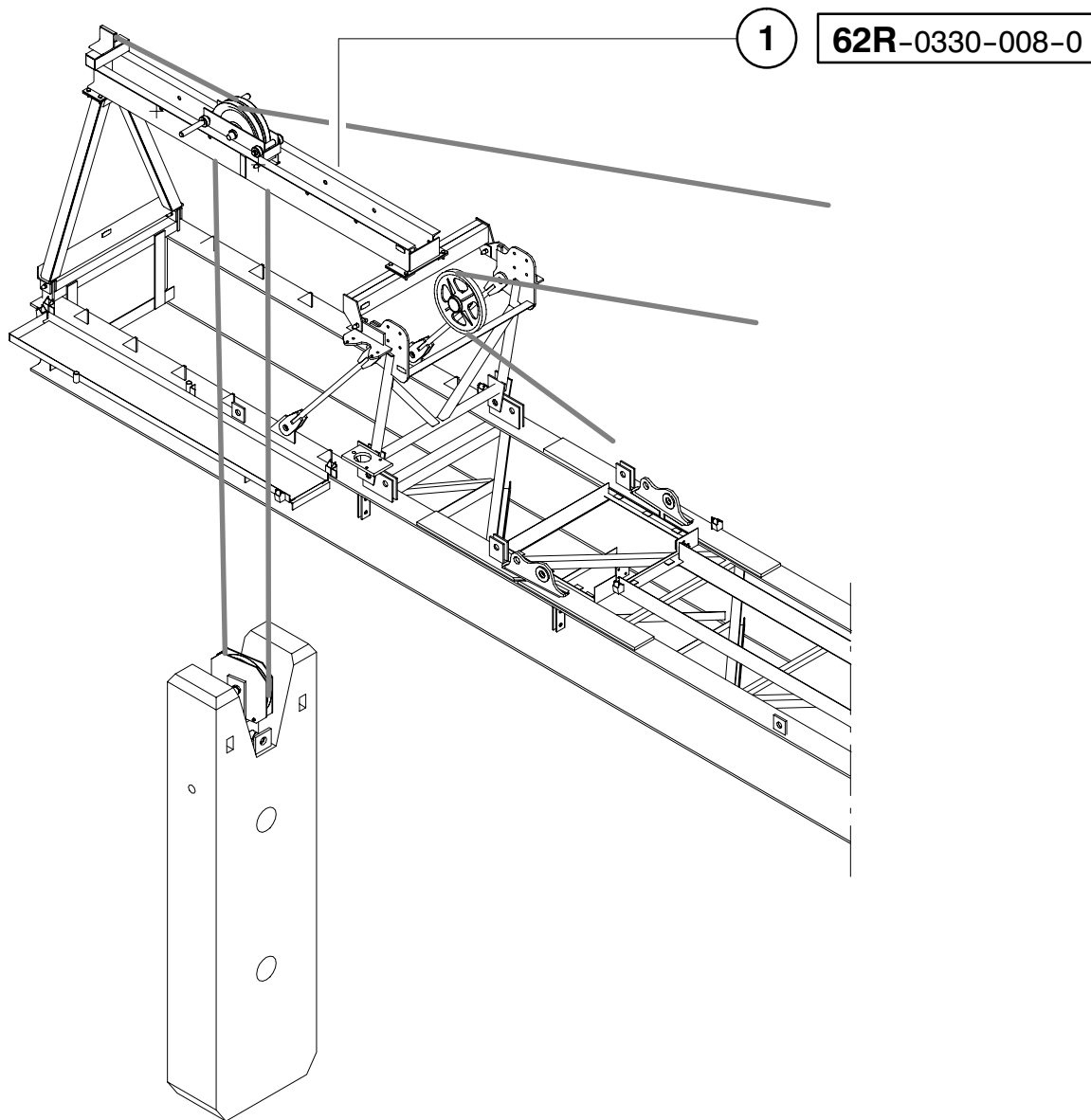


*Original parts or parts validated by POTAIN = SAFETY*

| REP | REFERENCE  | QTE | QML | PRE | SY | DESIGNATION                 | DESCRIPTION     |
|-----|------------|-----|-----|-----|----|-----------------------------|-----------------|
|     |            | 1   |     |     |    | <b>COMPLEMENT 12T MC320</b> | <b>FITTINGS</b> |
| 1   | G-84662-37 | 1   |     | 2   |    | POULIE D420/490X64 EQ       | PULLEY          |
| 2   | D-30276-77 | 1   |     |     |    | AXE 60X105 L                | PIN             |
| 3   | L-00355-68 | 1   |     |     |    | GOUPILLE-V                  | SPLIT PIN       |
| 4   | G-57109-75 | 1   |     |     |    | BAGUE EPAULEE D60D70L17     | BUSHING         |

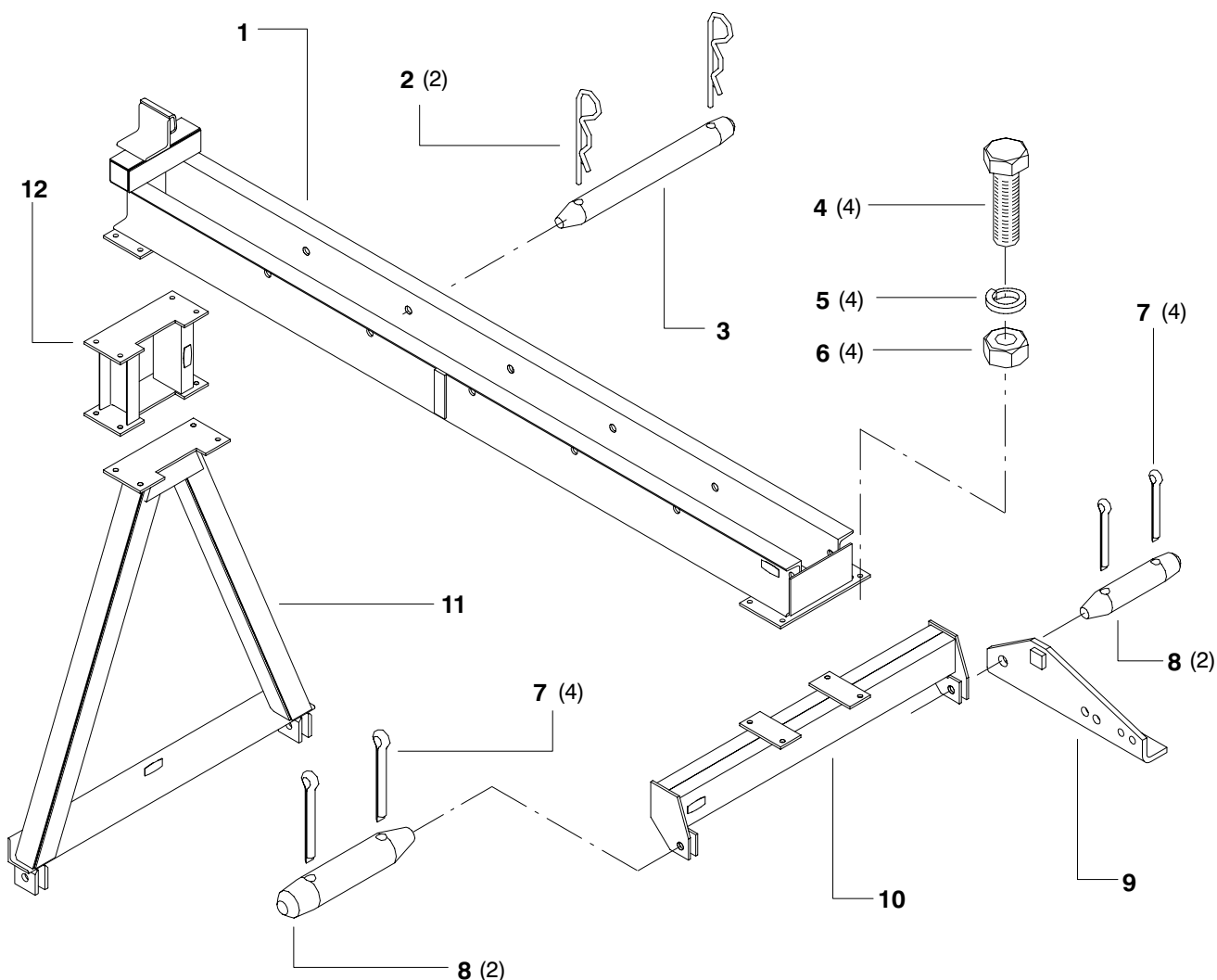
PIECES DE RECHANGE  
 ERSATZTEILE  
 SPARE PARTS

AUTO-LESTAGE COMPLET  
 SELBSTBALLASTIERUNG  
 SELF-BALLASTING



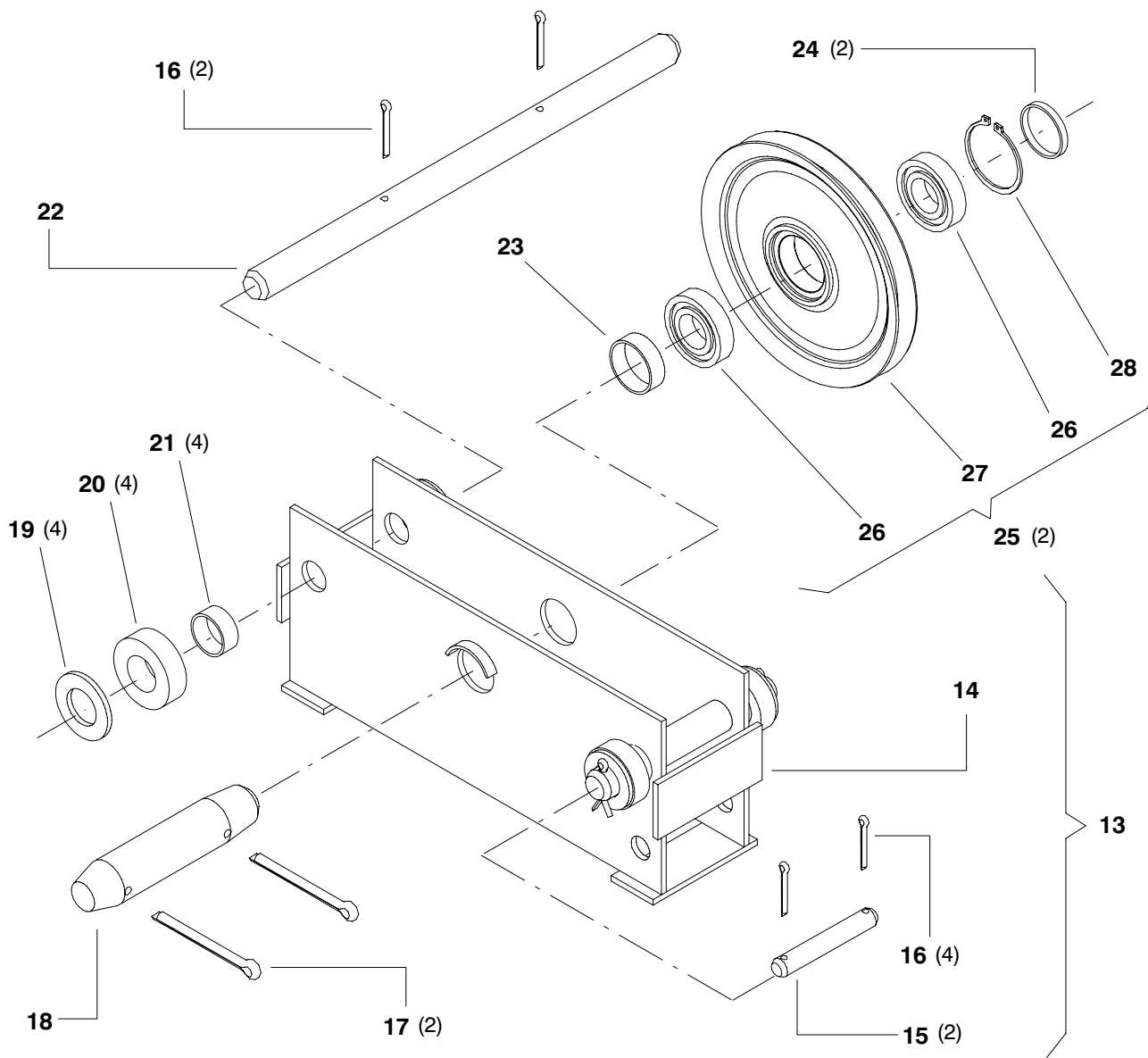
| REP | REFERENCE      | QTE | PRE | S | DESIGNATION          | BEZEICHNUNG         | DESCRIPTION     |
|-----|----------------|-----|-----|---|----------------------|---------------------|-----------------|
|     | L-75109-13     |     | -   |   | AUTO-LESTAGE COMPLET | SELBSTBALLASTIERUNG | SELF-BALLASTING |
| 001 | 62R-0330-008-0 | 1   | -   |   | AUTO-LESTAGE EQUIPE  | SELBSTBALLASTIERUNG | SELF-BALLASTING |



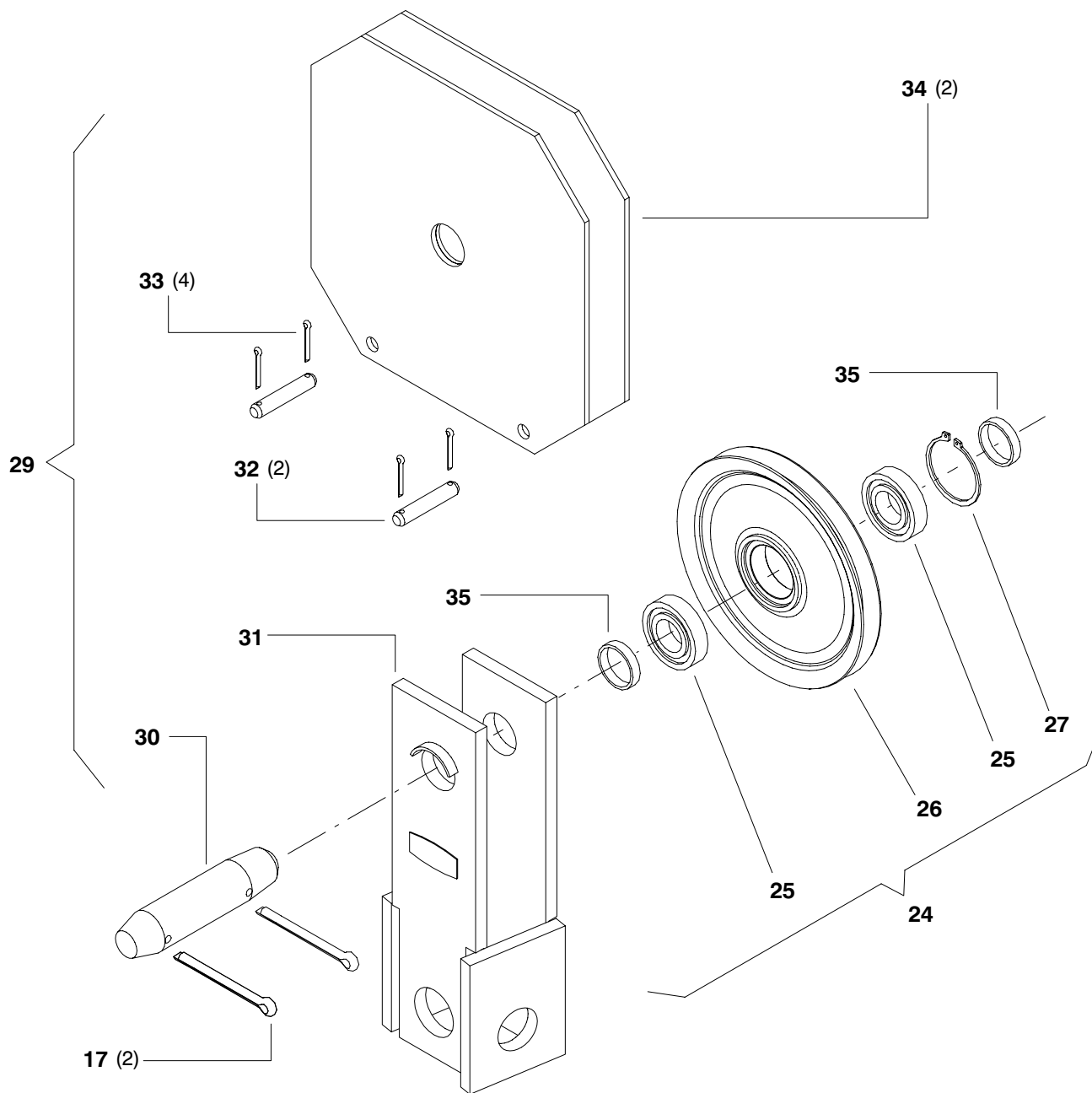


| REP | REFERENCE         | QTE | PRE | S | DESIGNATION         | BEZEICHNUNG                | DESCRIPTION            |
|-----|-------------------|-----|-----|---|---------------------|----------------------------|------------------------|
|     | <b>L-75109-13</b> |     | -   |   | <b>AUTO-LESTAGE</b> | <b>SELBSTBALLASTIERUNG</b> | <b>SELF-BALLASTING</b> |
| 001 | X-75109-47        | 1   | -   |   | POUTRE              | TRAGBALKEN                 | MEMBER                 |
| 002 | N-00360-30        | 2   | -   |   | GOUILLE             | SICHERHEITSSTIFT           | SAFETY-PIN             |
| 003 | M-30276-16        | 1   | -   |   | AXE                 | ACHSE                      | PIN                    |
| 004 | A-00327-06        | 12  | -   |   | VIS                 | SCHRAUBE                   | SCREW                  |
| 005 | J-00347-15        | 12  | -   |   | RONDELLE            | SCHEIBE                    | WASHER                 |
| 006 | J-01341-21        | 12  | -   |   | ECROU               | MUTTER                     | NUT                    |
| 007 | U-00355-53        | 8   | -   |   | GOUILLE-V           | SPLINT                     | SPLIT PIN              |
| 008 | F-30276-10        | 4   | -   |   | AXE                 | ACHSE                      | PIN                    |
| 009 | L-74109-32        | 1   | -   |   | BRIDE-FIXATION      | BEFESTIGUNGSSCHELLE        | FIXING BRACKET         |
| 010 | R-75109-18        | 1   | -   |   | POUTRE              | TRAGBALKEN                 | MEMBER                 |
| 011 | E-54110-76        | 1   | -   |   | SUPPORT             | TRAGSTUECK                 | SUPPORT                |
| 012 | Z-57109-91        | 1   | -   |   | REHAUSSE            | SEITENTEIL                 | FRAME                  |

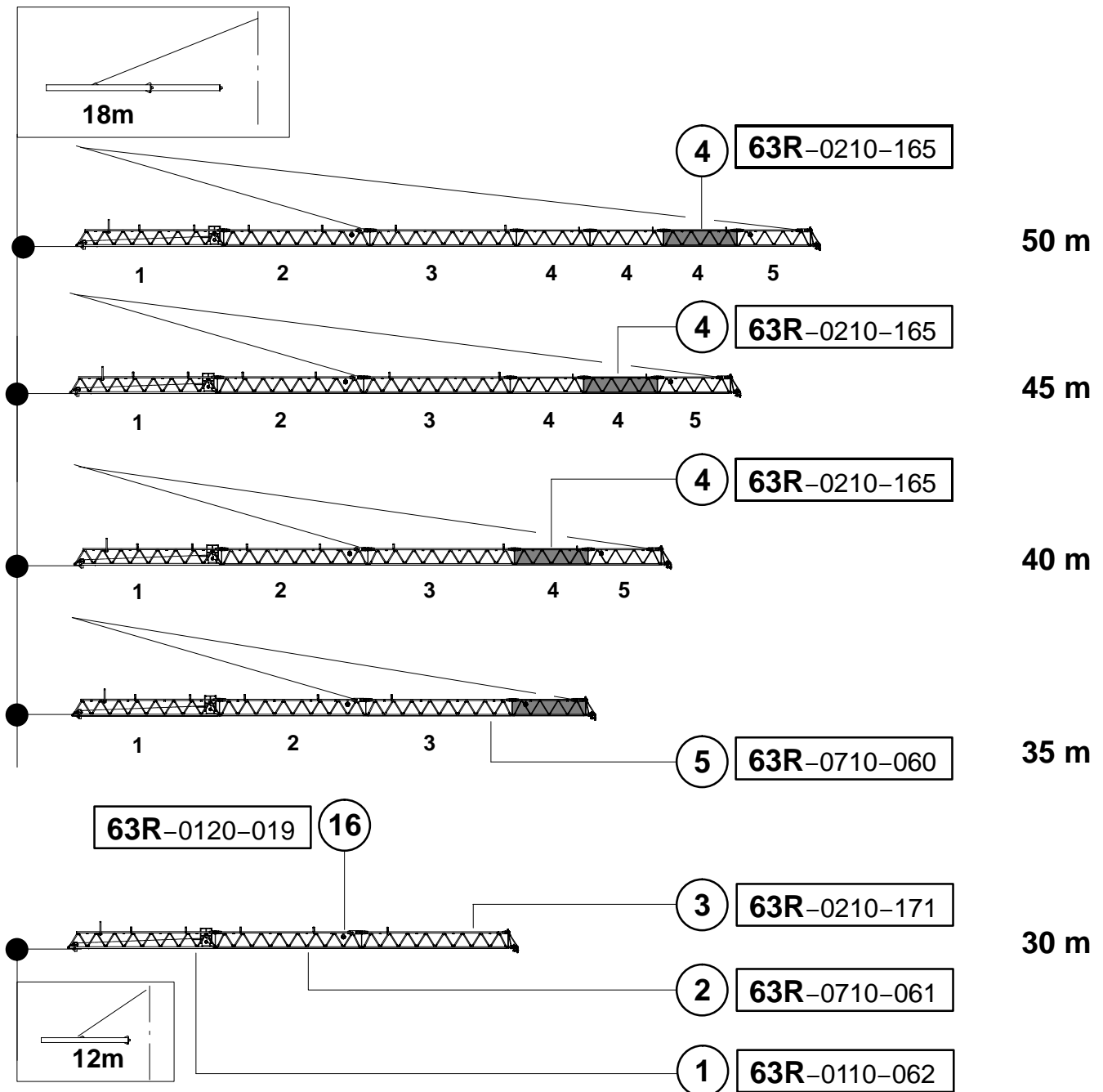
../..



| REP | REFERENCE         | QTE | PRE   | S | DESIGNATION         | BEZEICHNUNG                | DESCRIPTION            |
|-----|-------------------|-----|-------|---|---------------------|----------------------------|------------------------|
|     | <b>L-75109-13</b> |     | -     |   | <b>AUTO-LESTAGE</b> | <b>SELBSTBALLASTIERUNG</b> | <b>SELF-BALLASTING</b> |
| 013 | W-75109-46        | 1   | -     |   | CHARIOT             | LAUFKATZE                  | TROLLEY                |
| 014 | V-75109-45        | 1   | -     |   | CHARIOT             | LAUFKATZE                  | TROLLEY                |
| 015 | M-03276-92        | 1   | -     |   | AXE                 | ACHSE                      | PIN                    |
| 016 | Z-00355-57        | 4   | -     |   | GOUPILLE-V          | SPLINT                     | SPLIT PIN              |
| 017 | L-00355-68        | 4   | -     |   | GOUPILLE-V          | SPLINT                     | SPLIT PIN              |
| 018 | H-30276-81        | 1   | -     |   | AXE                 | ACHSE                      | PIN                    |
| 019 | J-00350-14        | 4   | -     |   | RONDELLE            | SCHEIBE                    | WASHER                 |
| 020 | L-71110-12        | 4   | -     |   | GALET               | ROLLE                      | ROLLER                 |
| 021 | T-01285-41        | 4   | -     |   | ENTRETOISE          | DISTANZSTUECK              | SPACER                 |
| 022 | S-36110-16        | 1   | -     |   | AXE                 | ACHSE                      | PIN                    |
| 023 | U-02285-92        | 1   | -     |   | ENTRETOISE          | DISTANZSTUECK              | SPACER                 |
| 024 | E-01285-05        | 2   | -     |   | ENTRETOISE          | DISTANZSTUECK              | SPACER                 |
| 025 | R-04386-02        | 2   | 2 - 2 |   | POULIE              | SEILROLLE/SCHIEBE          | PULLEY                 |
| 026 | B-18396-10        | 2   | -     |   | ROULEMENT           | WAEZLAGER                  | BEARING                |
| 027 | V-03386-02        | 1   | -     |   | POULIE              | SEILROLLE/SCHIEBE          | PULLEY                 |
| 028 | L-00362-58        | 1   | -     |   | ANNEAU-D'ARRET      | SICHERHEITSRING            | LOCKING RING           |
|     |                   |     |       |   |                     |                            | ../..                  |



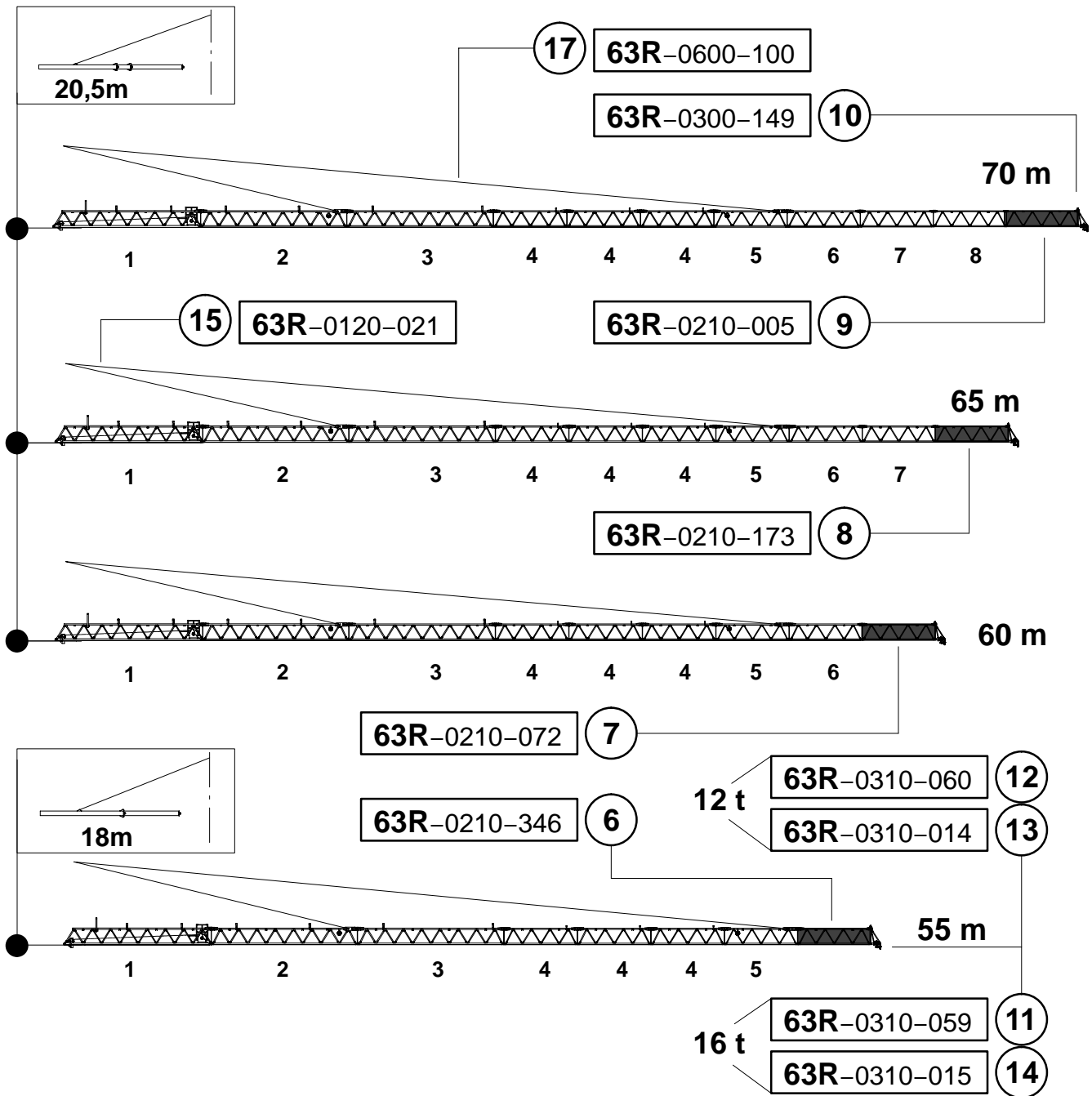
| REP | REFERENCE         | QTE | PRE | S | DESIGNATION         | BEZEICHNUNG                | DESCRIPTION            |
|-----|-------------------|-----|-----|---|---------------------|----------------------------|------------------------|
|     | <b>L-75109-13</b> |     | -   |   | <b>AUTO-LESTAGE</b> | <b>SELBSTBALLASTIERUNG</b> | <b>SELF-BALLASTING</b> |
| 029 | B-75109-50        | 1   | -   |   | MOUFLE              | HUBFLASCHE                 | PULLEY BLOCK           |
| 030 | F-32276-87        | 1   | -   |   | ACHSE               | ACHSE                      | PIN                    |
| 031 | Z-75109-48        | 1   | -   |   | MOUFLE              | HUBFLASCHE                 | PULLEY BLOCK           |
| 032 | E-01276-54        | 2   | -   |   | ACHSE               | ACHSE                      | PIN                    |
| 033 | N-00355-47        | 4   | -   |   | GOUPILLE-V          | SPLINT                     | SPLIT PIN              |
| 034 | A-75109-49        | 2   | -   |   | PLAQUE              | PLATTE                     | PLATE                  |
| 035 | P-14285-89        | 2   | -   |   | ENTRETOISE          | DISTANZSTUECK              | SPACER                 |



*Original parts or parts validated by POTAIN = SAFETY*

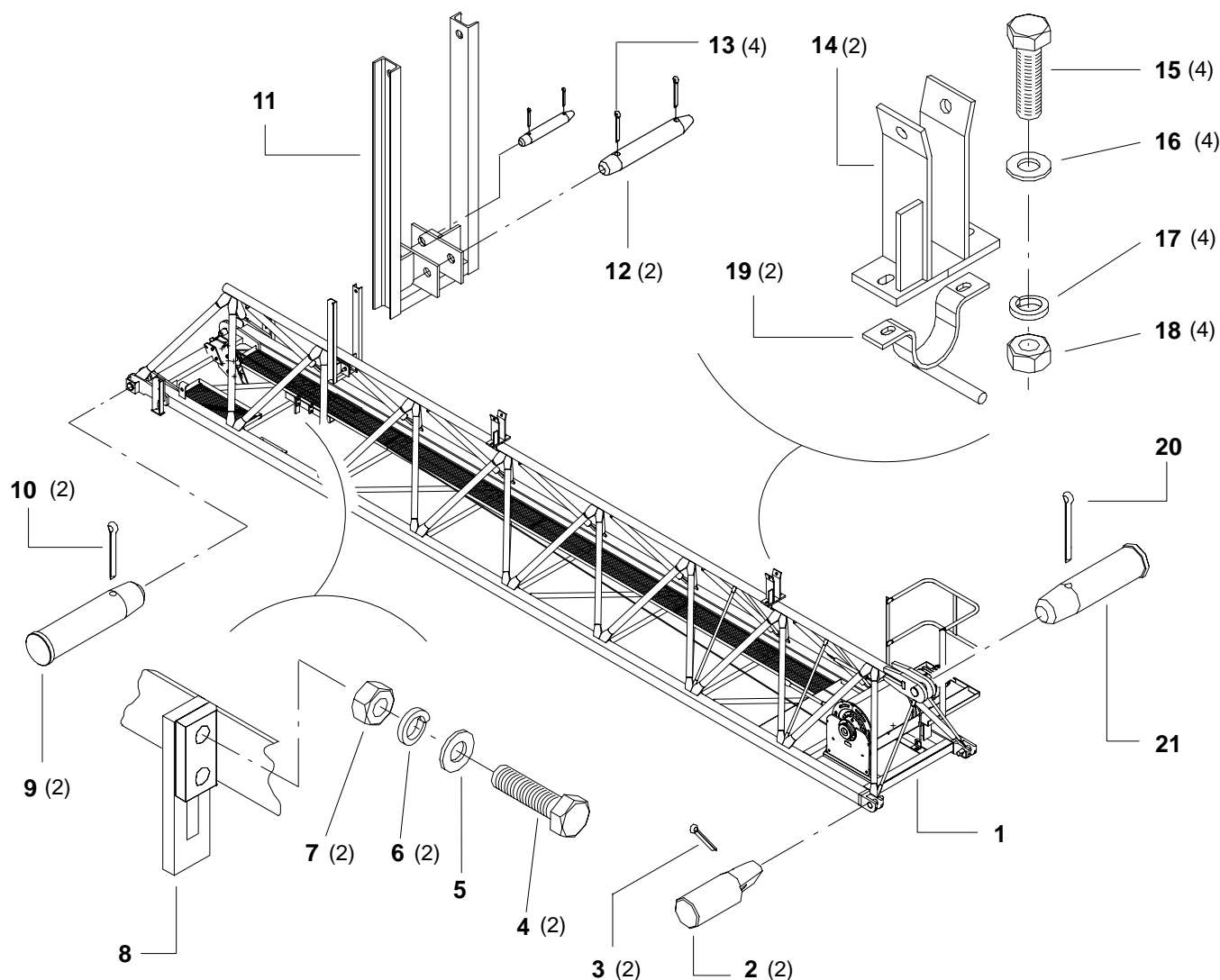
| REP | REFERENCE      | QTE | QML | PRE | SY | DESIGNATION                  | DESCRIPTION      |
|-----|----------------|-----|-----|-----|----|------------------------------|------------------|
|     |                | 1   |     |     |    | <b>FLECHE COMPLETE MC310</b> | <b>JIB</b>       |
| 1   | 63R-0110-062-0 | 1   |     |     |    | PIED-FLECHE EQ               | JIB-FOOT-SECTION |
| 2   | 63R-0710-061-0 | 1   |     |     |    | ELEMENT-FLECHE N2 10M        | JIB SECTION      |
| 3   | 63R-0210-171-0 | 1   |     |     |    | ELEMENT-FLECHE               | JIB SECTION      |
| 4   | 63R-0210-165-0 | 3   |     |     |    | ELEMENT 5M L90 R80 EQUI      | ELEMENT          |
| 5   | 63R-0710-060-0 | 1   |     |     |    | ELEMENT-FLECHE N5 5M ATT     | JIB SECTION      |

../..



*Original parts or parts validated by POTAIN = SAFETY*

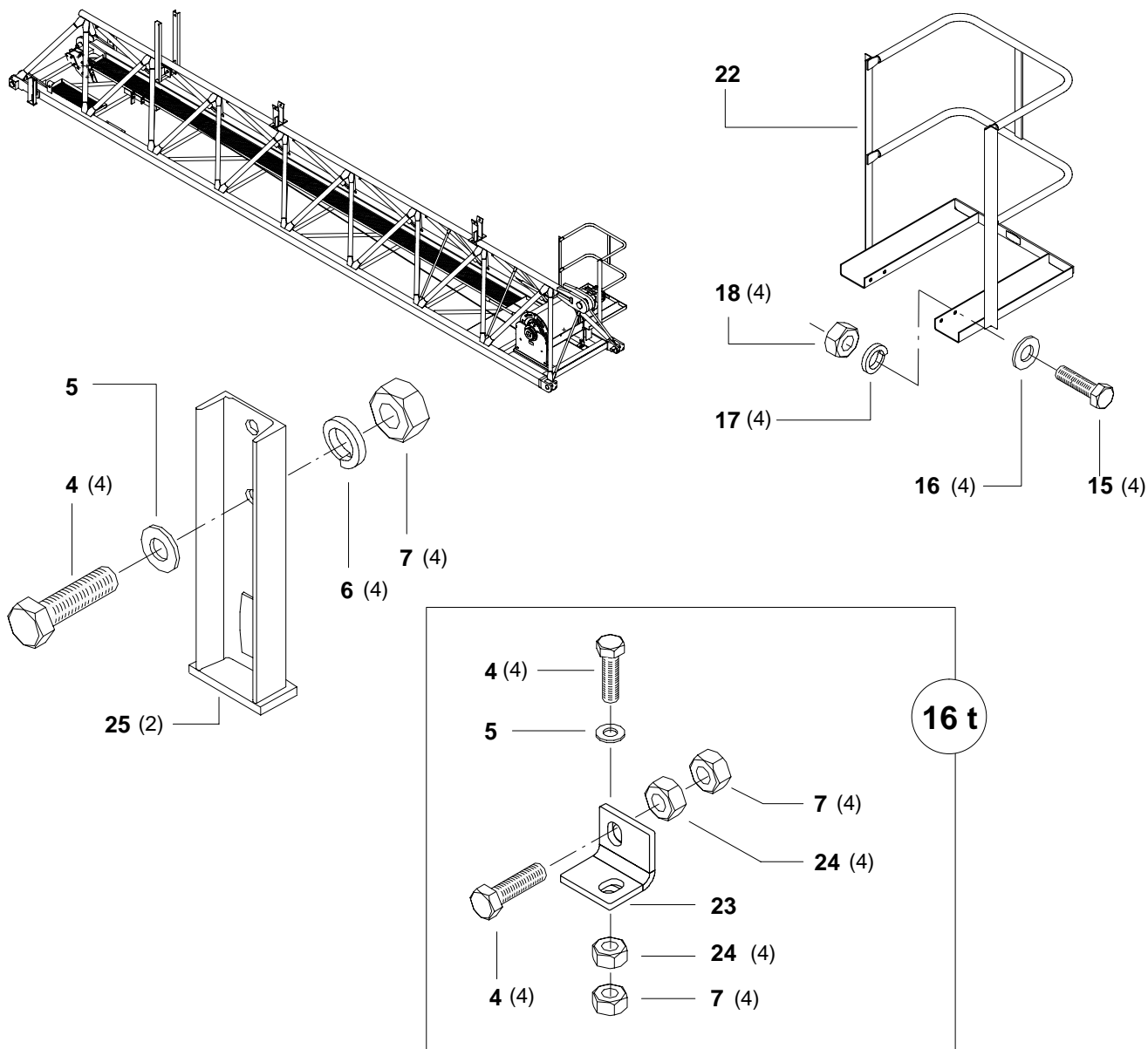
| REP | REFERENCE      | QTE | QML | PRE | SY | DESIGNATION              | DESCRIPTION    |
|-----|----------------|-----|-----|-----|----|--------------------------|----------------|
| 6   | 63R-0210-346-0 | 1   |     |     |    | ELEMENT-FLECHE EQUIPE    | JIB SECTION    |
| 7   | 63R-0210-072-0 | 1   |     |     |    | ELEMENT N9 LG=5M EQUIPE  | ELEMENT        |
| 8   | 63R-0210-173-0 | 1   |     |     |    | ELEMENT-FLECHE EQUIPE    | JIB SECTION    |
| 9   | 63R-0210-005-0 | 1   |     |     |    | ELEMENT-FLECHE 5M EQUIPE | JIB SECTION    |
| 10  | 63R-0300-149-0 | 1   |     |     |    | POINTE-FLECHE EQUIPEE    | JIB NOSE       |
| 11  | 63R-0310-059-0 | 1   |     |     |    | DEVRILEUR EQUIPE         | SWIVEL         |
| 12  | 63R-0310-060-0 | 1   |     |     |    | DEVRILEUR EQUIPE         | SWIVEL         |
| 13  | 63R-0310-014-0 | 1   |     |     |    | LOT-PR POINTE-FLECHE     | SPARE PART SET |
| 14  | 63R-0310-015-0 | 1   |     |     |    | LOT-PR POINTE-FLECHE     | SPARE PART SET |
| 15  | 63R-0120-021-0 | 1   |     |     |    | PALONNIER-RELEVAGE EQ    | RAISING YOKE   |
| 16  | 63R-0120-019-0 | 1   |     |     |    | PALONNIER-RELEVAGE       | RAISING YOKE   |
| 17  | 63R-0600-100-0 | 1   |     |     |    | TIRANT FLECHE EQUIPE     | TIE BAR        |



*Original parts or parts validated by POTAIN = SAFETY*

| REP | REFERENCE  | QTE      | QML | PRE | SY | DESIGNATION              | DESCRIPTION             |
|-----|------------|----------|-----|-----|----|--------------------------|-------------------------|
|     |            | <b>1</b> |     |     |    | <b>PIED-FLECHE EQ</b>    | <b>JIB-FOOT-SECTION</b> |
| 1   | R-17680-71 | 1        |     |     |    | PIED-FLECHE NU           | JIB-FOOT-SECTION        |
| 2   | A-21278-68 | 2        |     |     |    | AXE D60X107,5 S355       | PIN                     |
| 3   | J-00355-66 | 2        |     |     |    | GOUPILLE-V 10X80         | SPLIT PIN               |
| 4   | B-00327-53 | 14       |     |     |    | VIS H M20X60 CL5.6       | SCREW                   |
| 5   | C-00350-08 | 12       | 100 |     |    | RONDELLE M 20 N          | WASHER                  |
| 6   | L-00347-17 | 6        |     |     |    | RONDELLE W20             | WASHER                  |
| 7   | Z-01341-12 | 14       |     |     |    | ECROU H M20 CL8          | NUT                     |
| 8   | V-38110-73 | 1        |     |     |    | PLAQUE ARRET CHARIOT AR. | PLATE                   |
| 9   | B-83278-41 | 2        |     |     |    | AXE-TETE D70X240 34CRMO4 | HEADED SHAFT            |
| 10  | L-00355-68 | 2        |     |     |    | GOUPILLE-V               | SPLIT PIN               |
| 11  | M-14101-18 | 1        |     |     |    | SUPPORT PALONNIER        | SUPPORT                 |
| 12  | S-32276-29 | 1        |     |     |    | AXE 30X130 L             | PIN                     |
| 13  | H-00355-65 | 4        |     |     |    | GOUPILLE-V 10X50         | SPLIT PIN               |
| 14  | V-28110-10 | 2        |     |     |    | GUIDE POUR TIRANTS H240  | GUIDE                   |
| 15  | M-00326-94 | 8        |     |     |    | VIS H M14X50 CL5-6       | SCREW                   |
| 16  | Z-00350-05 | 8        | 100 |     |    | RONDELLE M14 N           | WASHER                  |
| 17  | H-00347-14 | 8        | 100 |     |    | RONDELLE W14             | WASHER                  |
| 18  | P-00341-68 | 8        |     |     |    | ECROU H M14 CL 56        | NUT                     |
| 19  | X-21267-16 | 2        |     |     |    | DEMI-COLLIER ERGOT D90   | HALF COLLAR             |
| 20  | M-00355-69 | 1        |     |     |    | GOUPILLE-V 10X125        | SPLIT PIN               |
| 21  | R-03278-80 | 1        |     |     |    | AXE-TETE D90X165         | HEADED SHAFT            |

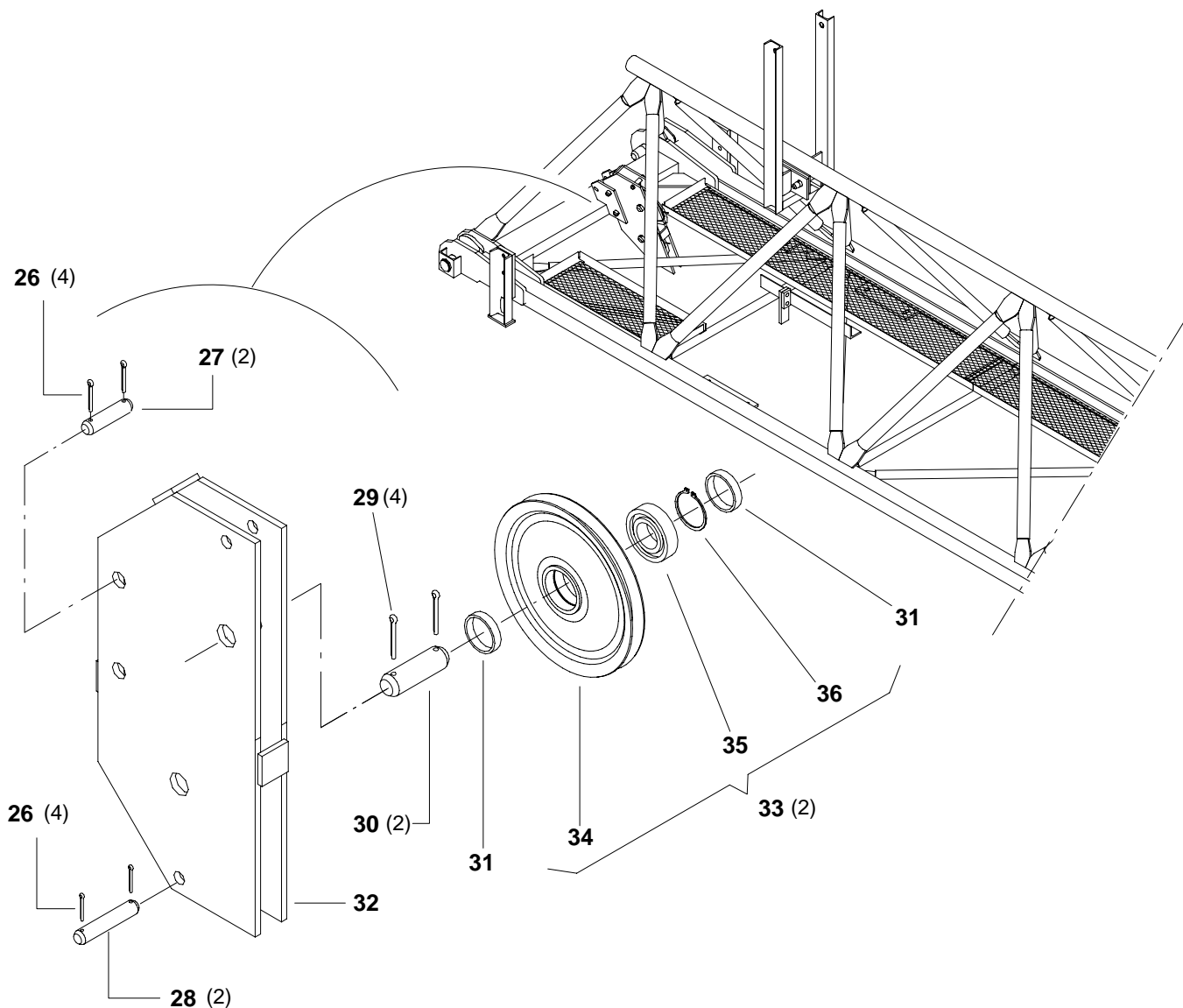
../..



*Original parts or parts validated by POTAIN = SAFETY*

| REP | REFERENCE  | QTE | QML | PRE | SY | DESIGNATION              | DESCRIPTION |
|-----|------------|-----|-----|-----|----|--------------------------|-------------|
| 22  | X-67109-15 | 1   |     |     |    | REPOSE-PIED + RAMB TR    | FOOT REST   |
| 23  | Z-13108-15 | 4   |     |     |    | ADAPTATEUR TREUIL/PIED   | ADAPTER     |
| 24  | A-00342-24 | 8   | 50  |     |    | ECROU HM M20 CL6         | NUT         |
| 25  | U-38110-72 | 2   |     |     |    | BUTEE CHARIOT DEMONTABLE | STOP        |

../..

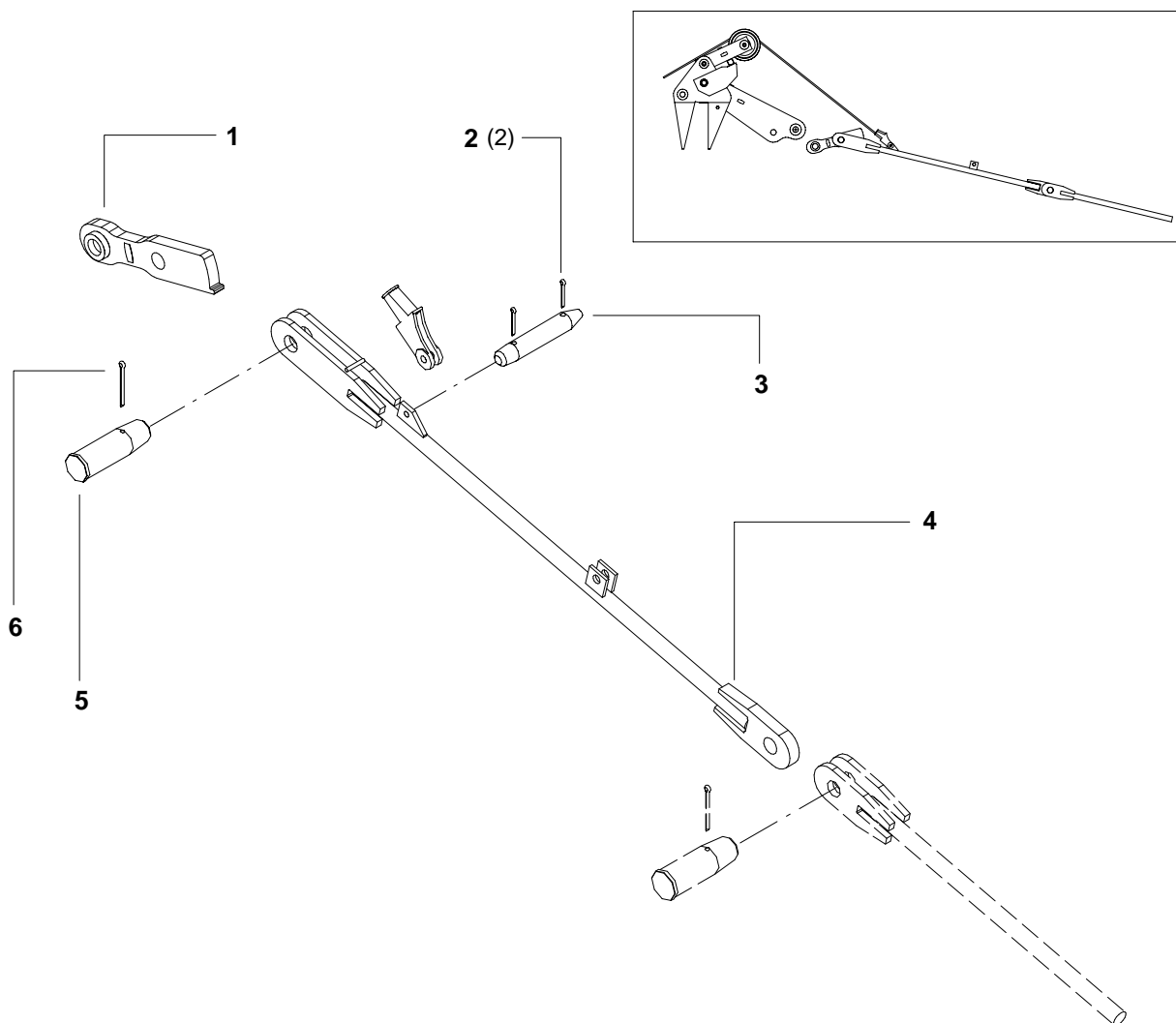


*Original parts or parts validated by POTAIN = SAFETY*

| REP | REFERENCE  | QTE | QML | PRE | SY | DESIGNATION              | DESCRIPTION  |
|-----|------------|-----|-----|-----|----|--------------------------|--------------|
| 26  | N-00355-47 | 8   |     |     |    | GOUPILLE-V               | SPLIT PIN    |
| 27  | X-13276-96 | 2   |     |     |    | AXE 25X90 C              | PIN          |
| 28  | D-01276-53 | 2   |     |     |    | AXE 20X70 C              | PIN          |
| 29  | D-00355-61 | 4   |     |     |    | GOUPILLE-V 10X63         | SPLIT PIN    |
| 30  | B-03276-13 | 2   |     |     |    | AXE 35X70 C              | PIN          |
| 31  | V-01285-20 | 4   |     |     |    | ENTRETOISE 42,4 EP2,9L11 | SPACER       |
| 32  | W-38110-74 | 1   |     |     |    | SUPPORT POULIE           | SUPPORT      |
| 33  | A-84662-08 | 2   |     | 2   |    | POULIE D230 R5,5 EQ      | PULLEY       |
| 34  | W-84662-28 | 1   |     | 2   |    | POULIE D230 R5,5 NUE     | PULLEY       |
| 35  | D-83662-30 | 1   |     | 3   |    | ROULEMENT 6207 2RS       | BEARING      |
| 36  | W-00362-45 | 1   |     |     |    | ANNEAU-D'ARRET 72 I      | LOCKING RING |

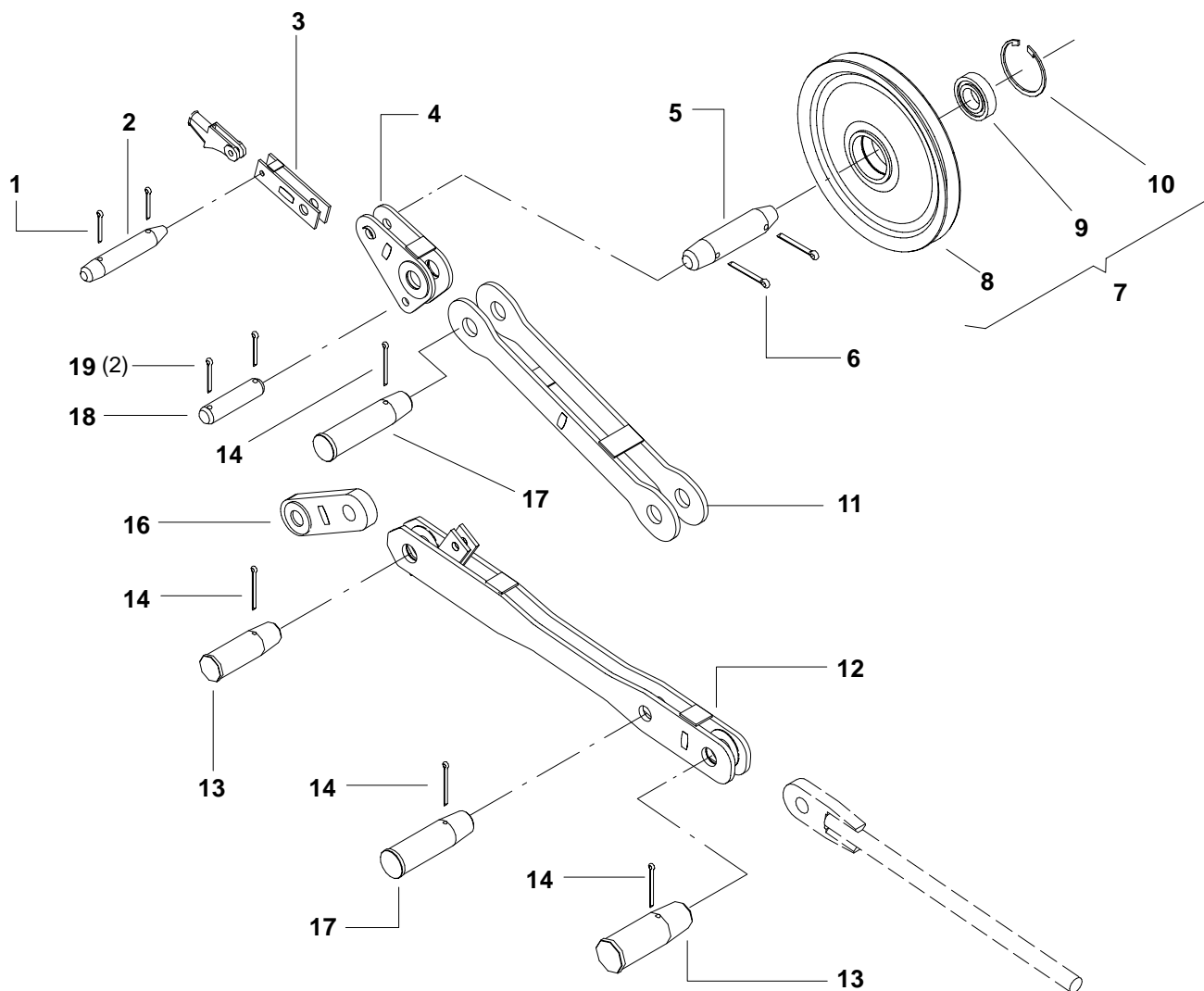






*Original parts or parts validated by POTAIN = SAFETY*

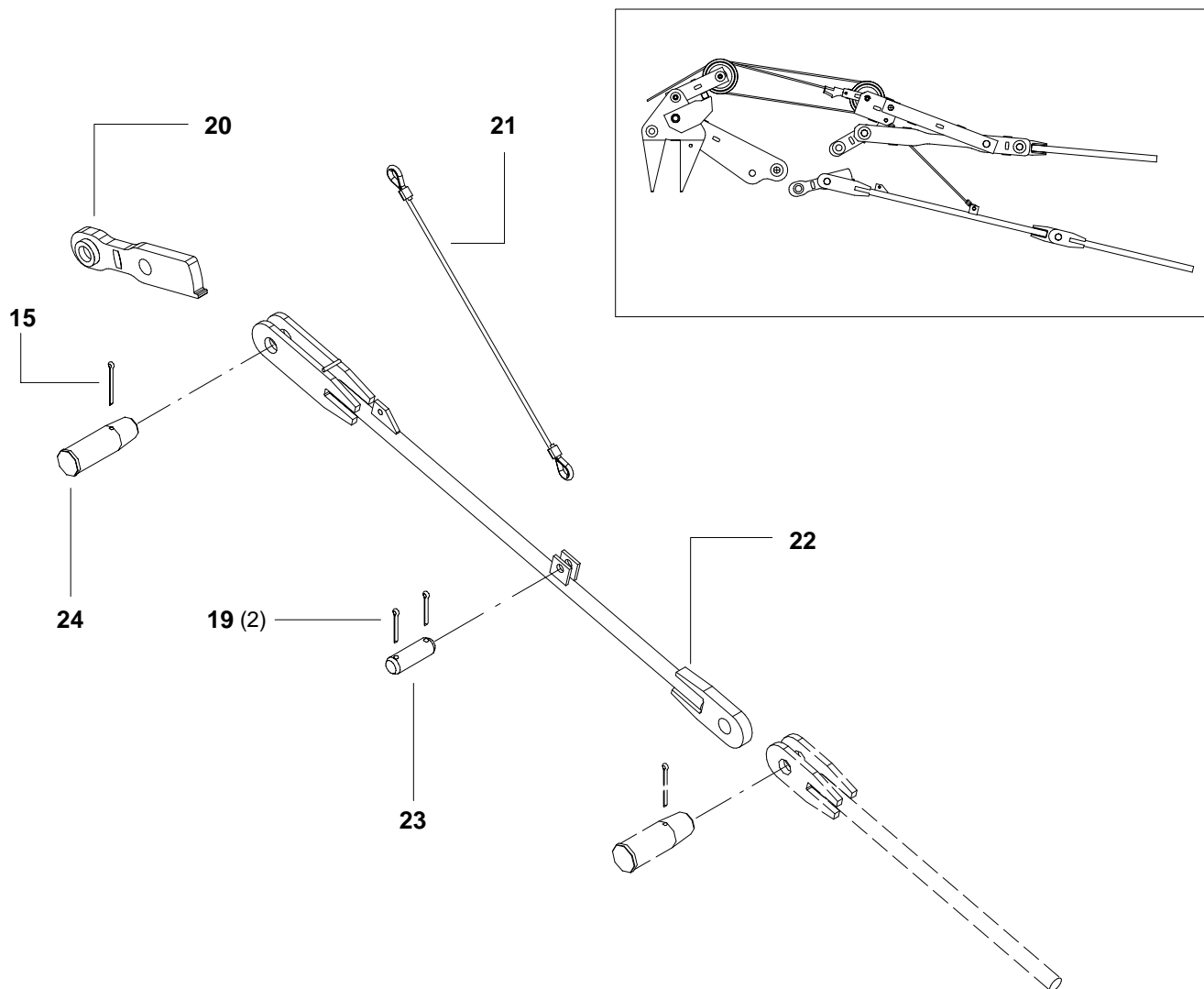
| REP | REFERENCE         | QTE      | QML | PRE | SY | DESIGNATION                     | DESCRIPTION    |
|-----|-------------------|----------|-----|-----|----|---------------------------------|----------------|
|     | <b>P-18680-04</b> | <b>0</b> |     |     |    | <b>PALONNIER RELEVAGE EQUI.</b> | <b>YOKE</b>    |
| 1   | N-13108-28        | 1        |     |     |    | BIELLE LG=350                   | CONNECTING ROD |
| 2   | N-00355-47        | 2        |     |     |    | GOUPILLE-V                      | SPLIT PIN      |
| 3   | D-32276-39        | 1        |     |     |    | AXE 25X80 L                     | PIN            |
| 4   | T-13108-33        | 1        |     |     |    | TIRANT LG2824 R75 T75           | TIE BAR        |
| 5   | V-21278-18        | 1        |     |     |    | AXE-TETE D75X130 S355           | HEADED SHAFT   |
| 6   | L-00355-68        | 1        |     |     |    | GOUPILLE-V                      | SPLIT PIN      |



*Original parts or parts validated by POTAIN = SAFETY*

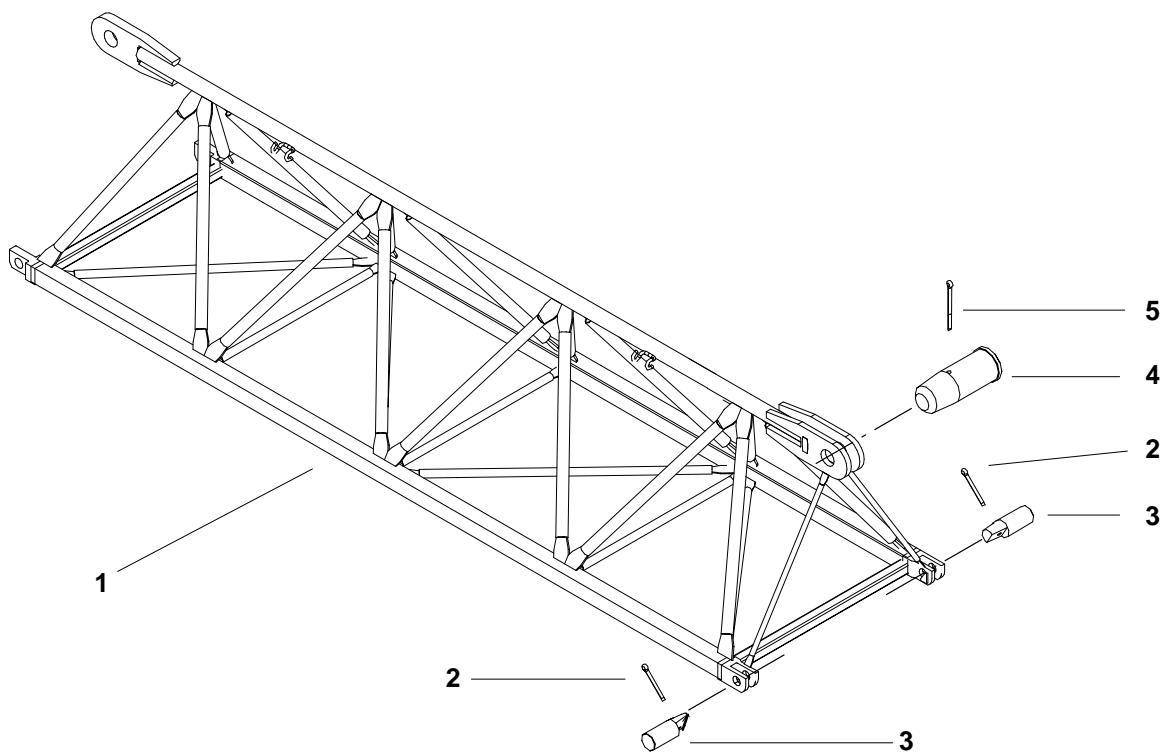
| REP | REFERENCE         | QTE      | QML | PRE | SY | DESIGNATION                  | DESCRIPTION         |
|-----|-------------------|----------|-----|-----|----|------------------------------|---------------------|
|     | <b>Z-84662-30</b> | <b>1</b> |     |     |    | <b>PALONNIER-RELEVAGE EQ</b> | <b>RAISING YOKE</b> |
| 1   | N-00355-47        | 2        |     |     |    | GOUPILLE-V                   | SPLIT PIN           |
| 2   | D-32276-39        | 1        |     |     |    | AXE 25X80 L                  | PIN                 |
| 3   | G-50109-93        | 1        |     |     |    | BIELLE SUPPORT BOITE         | CONNECTING ROD      |
| 4   | M-86109-12        | 1        |     |     |    | PALONNIER RELEVAGE           | YOKE                |
| 5   | S-33276-10        | 1        |     |     |    | AXE 50X135 L                 | PIN                 |
| 6   | J-00355-66        | 2        |     |     |    | GOUPILLE-V 10X80             | SPLIT PIN           |
| 7   | N-83662-85        | 1        |     | 2   |    | POULIE                       | PULLEY              |
| 8   | E-84662-12        | 1        |     | 2   | SA | POULIE                       | PULLEY              |
| 9   | L-83662-14        | 2        |     | 3   |    | ROULEMENT                    | BEARING             |
| 10  | G-00362-54        | 1        |     |     |    | ANNEAU-D'ARRET 90 I          | LOCKING RING        |
| 11  | N-86109-13        | 1        |     |     |    | JUMELLE LG=1215              | TWIN-LINK           |
| 12  | E-86109-05        | 1        |     |     |    | JUMELLE LG=1850 3D90         | TWIN-LINK           |
| 13  | U-12278-27        | 2        |     |     |    | AXE-TETE D90X145             | HEADED SHAFT        |
| 14  | M-00355-69        | 4        |     |     |    | GOUPILLE-V 10X125            | SPLIT PIN           |
| 15  | L-00355-68        | 1        |     |     |    | GOUPILLE-V                   | SPLIT PIN           |
| 16  | K-86109-10        | 1        |     |     |    | BIELLE LG=350 2D90           | CONNECTING ROD      |
| 17  | T-49278-13        | 2        |     |     |    | AXE-TETE D90X200             | HEADED SHAFT        |
| 18  | B-02276-09        | 1        |     |     |    | AXE 40X135 C                 | PIN                 |
| 19  | D-00355-61        | 4        |     |     |    | GOUPILLE-V 10X63             | SPLIT PIN           |

..../



*Original parts or parts validated by POTAIN = SAFETY*

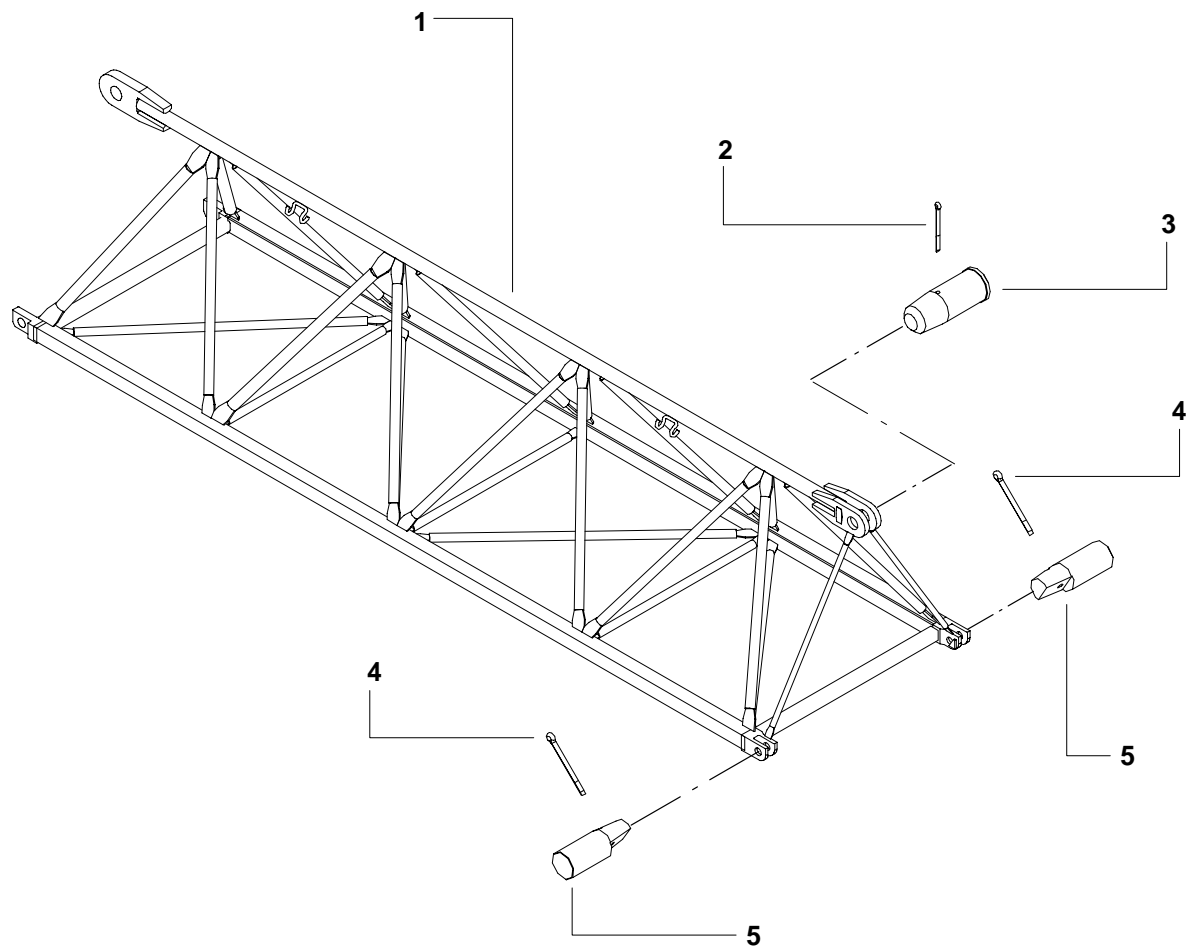
| REP | REFERENCE  | QTE | QML | PRE | SY | DESIGNATION           | DESCRIPTION    |
|-----|------------|-----|-----|-----|----|-----------------------|----------------|
| 20  | N-13108-28 | 1   |     |     |    | BIELLE LG=350         | CONNECTING ROD |
| 21  | M-78313-27 | 1   |     |     |    | ELINGUE D18 L1600 2B  | SLING          |
| 22  | T-13108-33 | 1   |     |     |    | TIRANT LG2824 R75 T75 | TIE BAR        |
| 23  | A-03276-58 | 1   |     |     |    | AXE 40X70 C           | PIN            |
| 24  | V-21278-18 | 1   |     |     |    | AXE-TETE D75X130 S355 | HEADED SHAFT   |



*Original parts or parts validated by POTAIN = SAFETY*

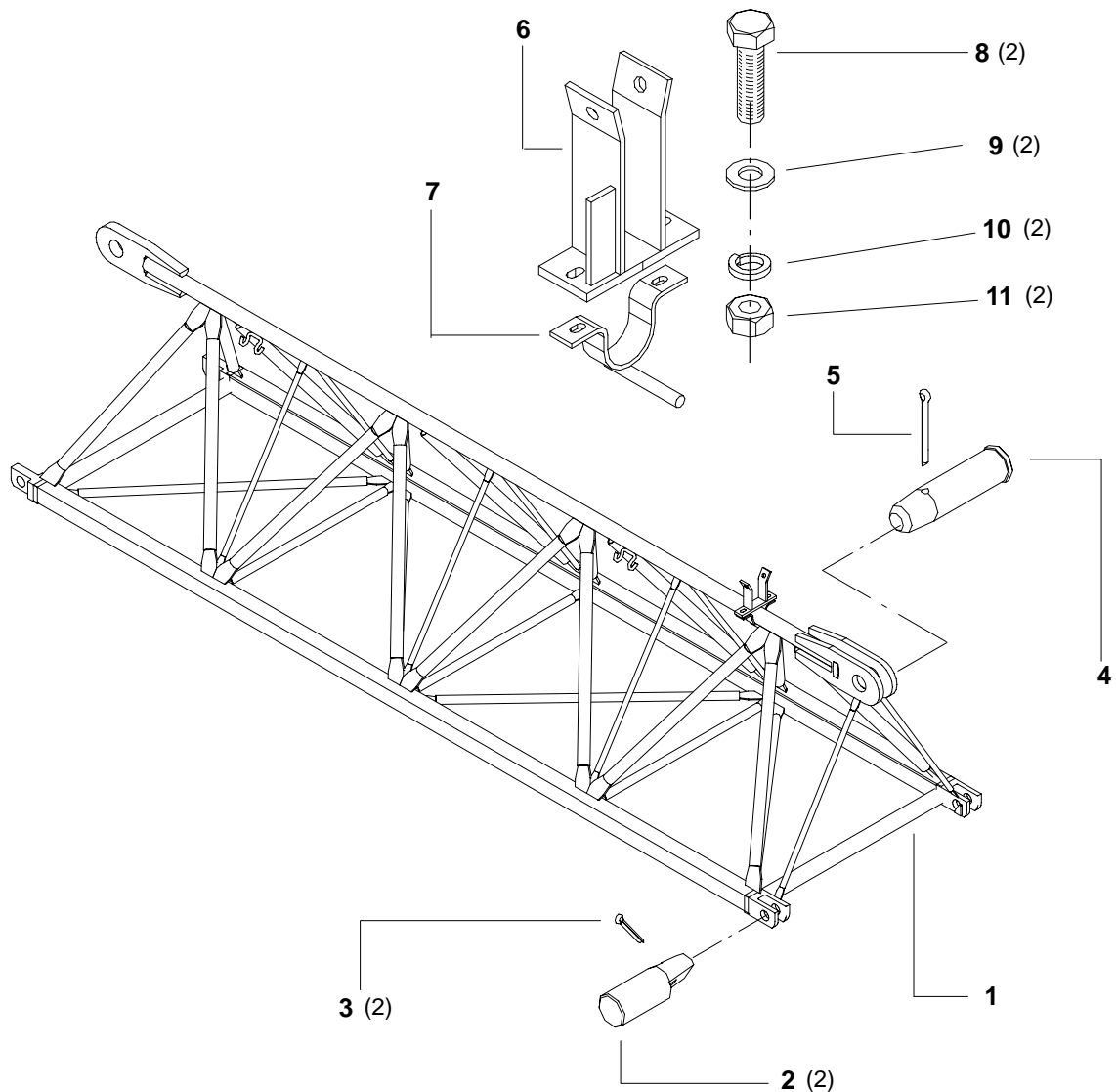
| REP | REFERENCE         | QTE      | QML | PRE | SY | DESIGNATION    | BEZEICHNUNG    | DESCRIPTION    |
|-----|-------------------|----------|-----|-----|----|----------------|----------------|----------------|
|     | <b>L-52110-05</b> | <b>1</b> |     |     |    | <b>ELEMENT</b> | <b>ELEMENT</b> | <b>ELEMENT</b> |
| 1   | Z-49110-28        | 1        |     |     |    | ELEMENT        | ELEMENT        | ELEMENT        |
| 2   | Z-00355-57        | 2        |     |     |    | GOUPILLE-V     | SPLINT         | SPLIT PIN      |
| 3   | V-21278-64        | 2        |     |     |    | AXE            | ACHSE          | PIN            |
| 4   | A-21278-22        | 1        |     |     |    | AXE-TETE       | KOPFACHSE      | HEADED SHAFT   |
| 5   | J-00355-66        | 1        |     |     |    | GOUPILLE-V     | SPLINT         | SPLIT PIN      |





*Original parts or parts validated by POTAIN = SAFETY*

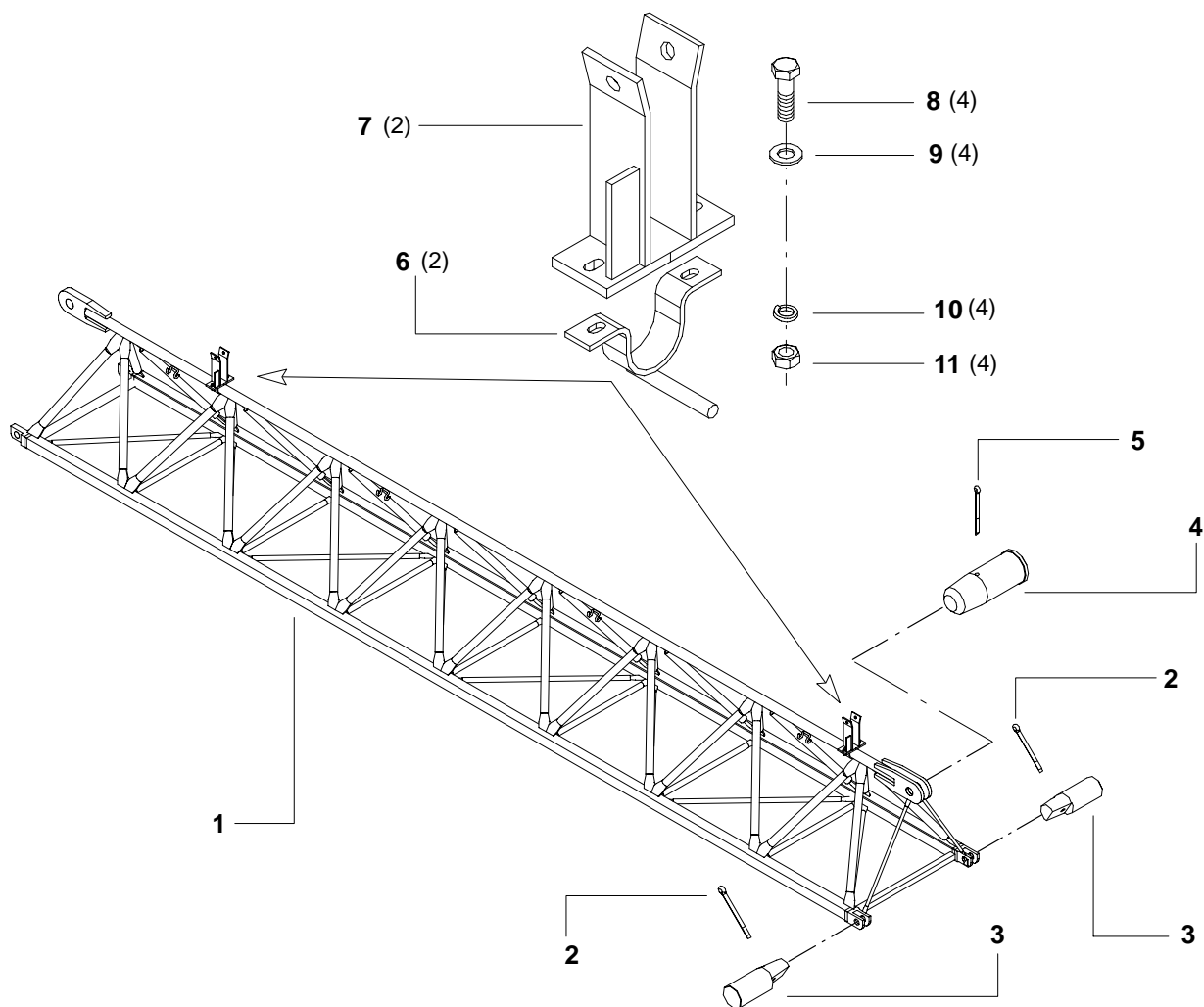
| REP | REFERENCE         | QTE      | QML | PRE | SY | DESIGNATION    | BEZEICHNUNG    | DESCRIPTION    |
|-----|-------------------|----------|-----|-----|----|----------------|----------------|----------------|
|     | <b>G-49109-89</b> | <b>1</b> |     |     |    | <b>ELEMENT</b> | <b>ELEMENT</b> | <b>ELEMENT</b> |
| 1   | L-49109-47        | 1        |     |     |    | ELEMENT        | ELEMENT        | ELEMENT        |
| 2   | J-00355-66        | 1        |     |     |    | GOUPILLE-V     | SPLINT         | SPLIT PIN      |
| 3   | M-03278-76        | 1        |     |     |    | AXE-TETE       | KOPFACHSE      | HEADED SHAFT   |
| 4   | Z-00355-57        | 2        |     |     |    | GOUPILLE-V     | SPLINT         | SPLIT PIN      |
| 5   | W-21278-65        | 2        |     |     |    | AXE            | ACHSE          | PIN            |



*Original parts or parts validated by POTAIN = SAFETY*

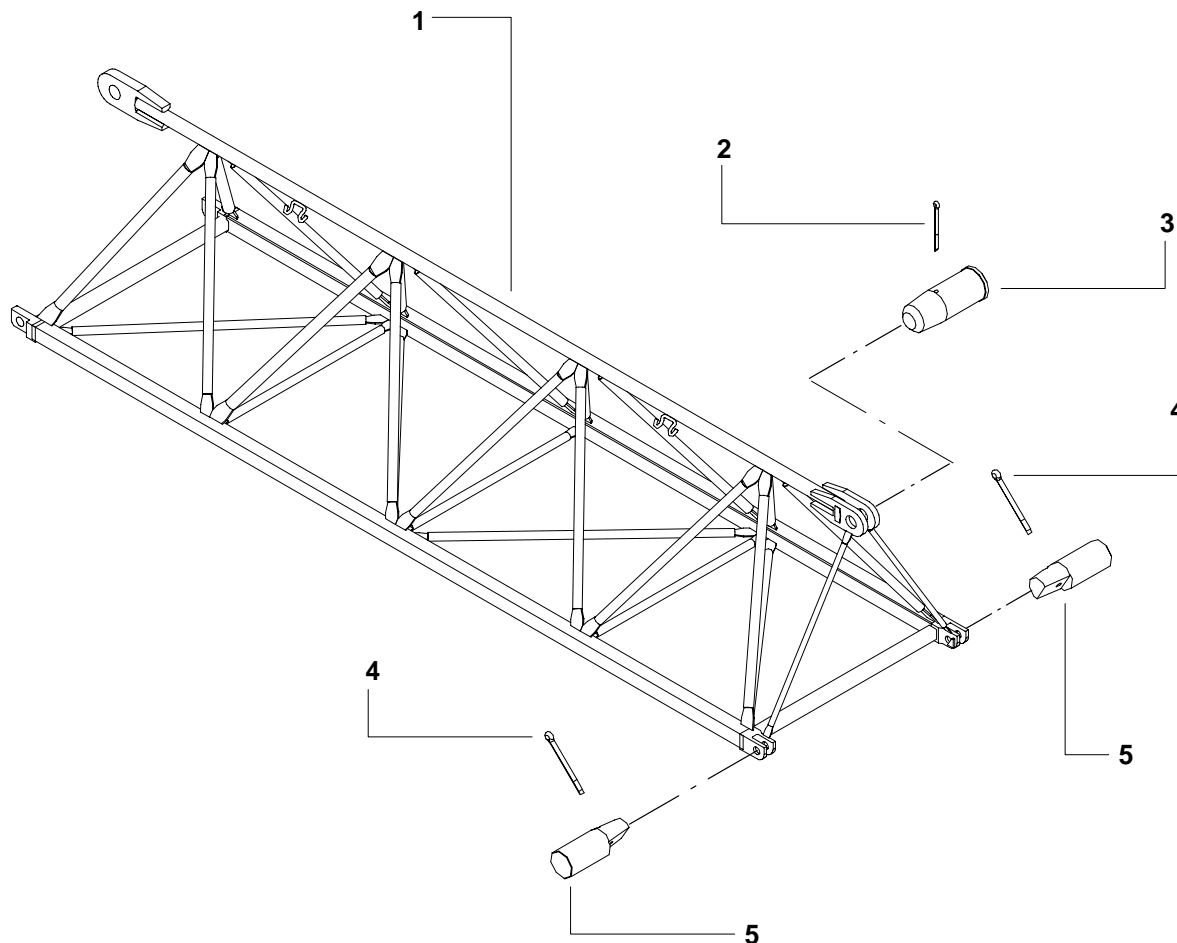
| REP | REFERENCE         | QTE      | QML | PRE | SY | DESIGNATION    | BEZEICHNUNG    | DESCRIPTION    |
|-----|-------------------|----------|-----|-----|----|----------------|----------------|----------------|
|     | <b>W-86109-44</b> | <b>1</b> |     |     |    | <b>ELEMENT</b> | <b>ELEMENT</b> | <b>ELEMENT</b> |
| 1   | U-86109-42        | 1        |     |     |    | ELEMENT        | ELEMENT        | ELEMENT        |
| 2   | Z-21278-67        | 2        |     |     |    | ACHSE          | ACHSE          | PIN            |
| 3   | J-00355-66        | 2        |     |     |    | GOUPILLE-V     | SPLINT         | SPLIT PIN      |
| 4   | R-21278-83        | 1        |     |     |    | AXE-TETE       | KOPFACHSE      | HEADED SHAFT   |
| 5   | M-00355-69        | 1        |     |     |    | GOUPILLE-V     | SPLINT         | SPLIT PIN      |
| 6   | T-28110-08        | 1        |     |     |    | GUIDE          | FUEHRUNG       | GUIDE          |
| 7   | N-51281-38        | 1        |     |     |    | DEMI-COLLIER   | HALBSCHELLE    | HALF COLLAR    |
| 8   | M-00326-94        | 2        |     |     |    | VIS            | SCHRAUBE       | SCREW          |
| 9   | Z-00350-05        | 2        | 100 |     |    | RONDELLE       | SCHEIBE        | WASHER         |
| 10  | H-00347-14        | 2        | 100 |     |    | RONDELLE       | SCHEIBE        | WASHER         |
| 11  | P-00341-68        | 2        |     |     |    | ECROU          | MUTTER         | NUT            |





*Original parts or parts validated by POTAIN = SAFETY*

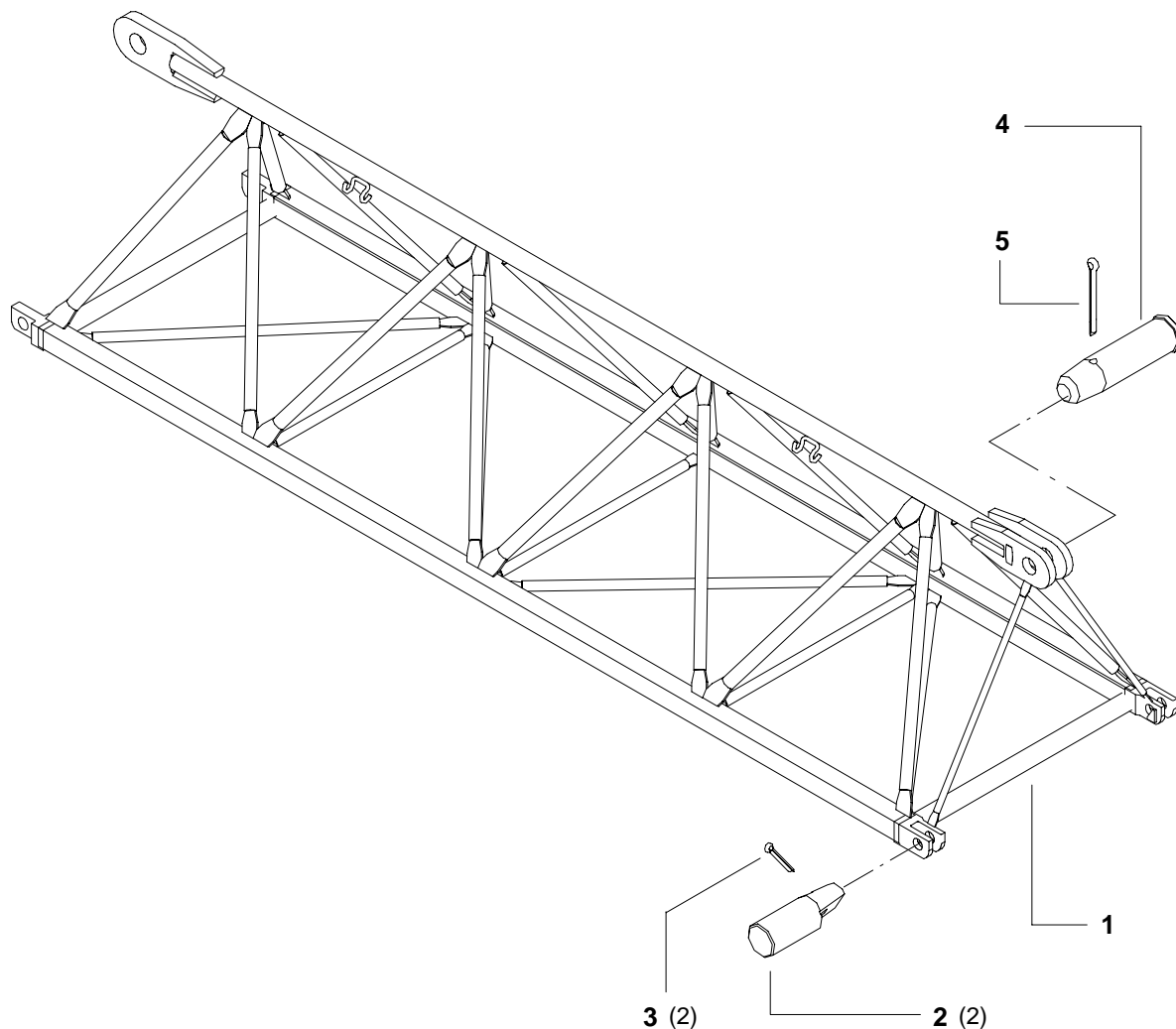
| REP | REFERENCE         | QTE      | QML | PRE | SY | DESIGNATION    | BEZEICHNUNG    | DESCRIPTION    |
|-----|-------------------|----------|-----|-----|----|----------------|----------------|----------------|
|     | <b>S-86109-63</b> | <b>1</b> |     |     |    | <b>ELEMENT</b> | <b>ELEMENT</b> | <b>ELEMENT</b> |
| 1   | R-86109-62        | 1        |     |     |    | ELEMENT        | ELEMENT        | ELEMENT        |
| 2   | J-00355-66        | 2        |     |     |    | GOUPILLE-V     | SPLINT         | SPLIT PIN      |
| 3   | Z-21278-67        | 2        |     |     |    | AXE            | ACHSE          | PIN            |
| 4   | R-21278-83        | 1        |     |     |    | AXE-TETE       | KOPFACHSE      | HEADED SHAFT   |
| 5   | M-00355-69        | 1        |     |     |    | GOUPILLE-V     | SPLINT         | SPLIT PIN      |
| 6   | X-21267-16        | 2        |     |     |    | DEMI-COLLIER   | HALBSCHELLE    | HALF COLLAR    |
| 7   | V-28110-10        | 2        |     |     |    | GUIDE          | FUEHRUNG       | GUIDE          |
| 8   | M-00326-94        | 4        |     |     |    | VIS            | SCHRAUBE       | SCREW          |
| 9   | Z-00350-05        | 4        | 100 |     |    | RONDELLE       | SCHEIBE        | WASHER         |
| 10  | H-00347-14        | 4        | 100 |     |    | RONDELLE       | SCHEIBE        | WASHER         |
| 11  | P-00341-68        | 4        |     |     |    | ECROU          | MUTTER         | NUT            |
| 999 | B-51109-92        | 1        |     |     |    | ELEMENT        | ELEMENT        | ELEMENT        |



*Original parts or parts validated by POTAIN = SAFETY*

| REP | REFERENCE         | QTE      | QML | PRE | SY | DESIGNATION    | BEZEICHNUNG    | DESCRIPTION    |
|-----|-------------------|----------|-----|-----|----|----------------|----------------|----------------|
|     | <b>M-86109-58</b> | <b>1</b> |     |     |    | <b>ELEMENT</b> | <b>ELEMENT</b> | <b>ELEMENT</b> |
| 1   | J-86109-55        | 1        |     |     |    | ELEMENT        | ELEMENT        | ELEMENT        |
| 2   | Z-00355-57        | 2        |     |     |    | GOUPILLE-V     | SPLINT         | SPLIT PIN      |
| 3   | V-21278-64        | 2        |     |     |    | AXE            | ACHSE          | PIN            |
| 4   | A-21278-22        | 1        |     |     |    | AXE-TETE       | KOPFACHSE      | HEADED SHAFT   |
| 5   | J-00355-66        | 1        |     |     |    | GOUPILLE-V     | SPLINT         | SPLIT PIN      |



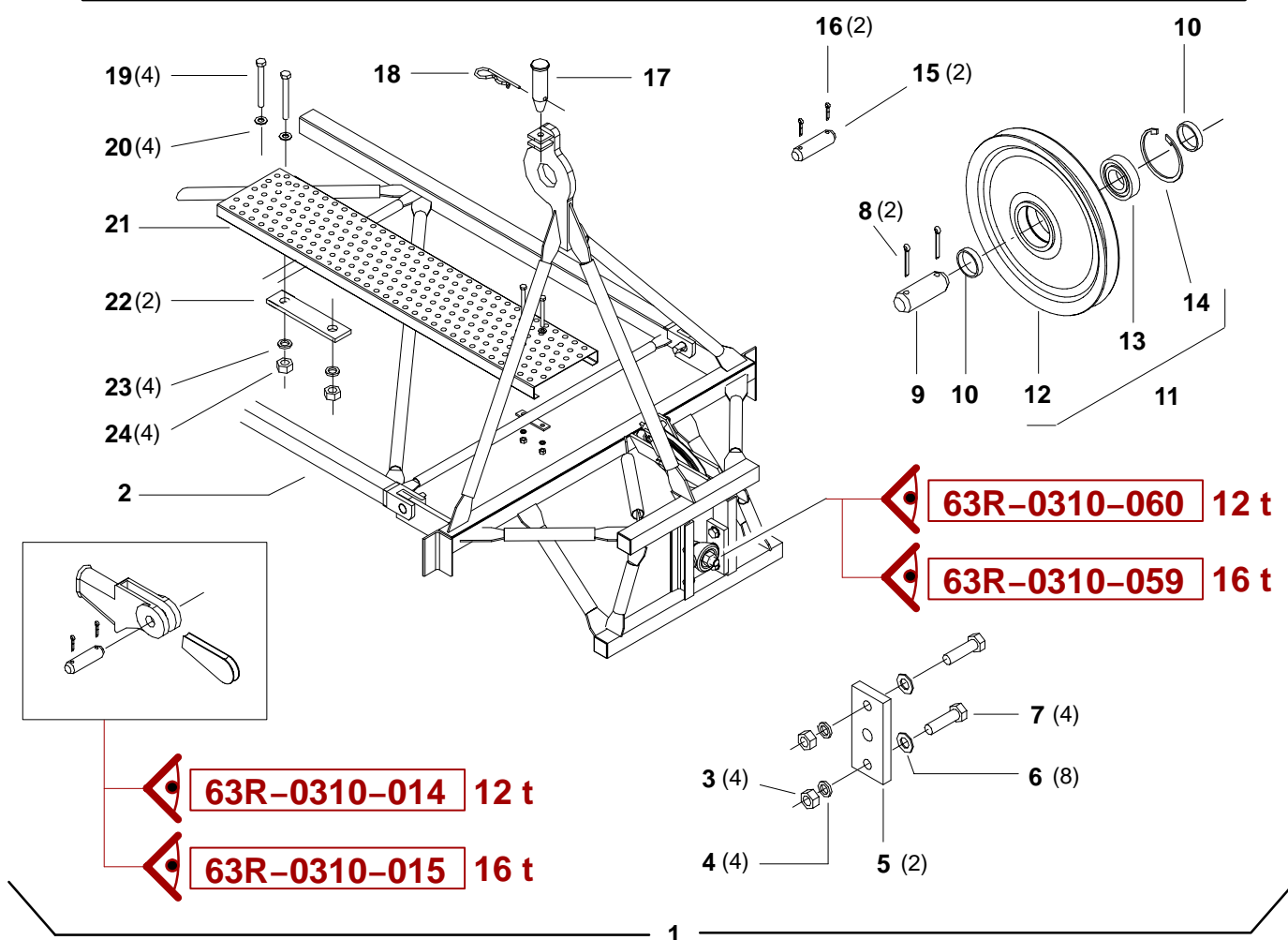


*Original parts or parts validated by POTAIN = SAFETY*

| REP | REFERENCE         | QTE      | QML | PRE | SY | DESIGNATION                   | DESCRIPTION    |
|-----|-------------------|----------|-----|-----|----|-------------------------------|----------------|
|     | <b>H-86109-54</b> | <b>1</b> |     |     |    | <b>ELEMENT 5M L90 R80 EQU</b> | <b>ELEMENT</b> |
| 1   | G-86109-53        | 1        |     |     |    | ELEMENT 5M L90 R80 NU         | ELEMENT        |
| 2   | X-21278-66        | 2        |     |     |    | AXE D50X88,5 S355             | PIN            |
| 3   | J-00355-66        | 2        |     |     |    | GOUPILLE-V 10X80              | SPLIT PIN      |
| 4   | U-74662-55        | 1        |     |     |    | AXE-TETE                      | HEADED SHAFT   |
| 5   | M-00355-69        | 1        |     |     |    | GOUPILLE-V 10X125             | SPLIT PIN      |

PIECES DE RECHANGE  
SPARE PARTS

FLECHE  
JIB

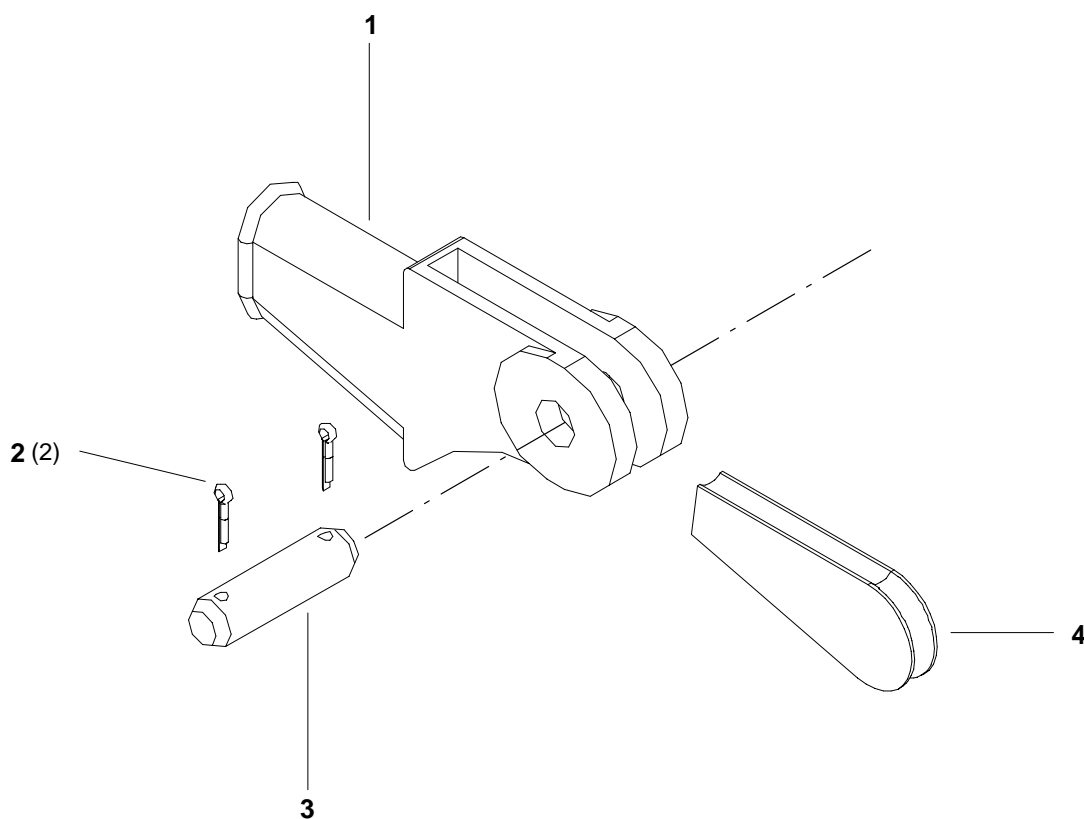


*Original parts or parts validated by POTAIN = SAFETY*

| REP | REFERENCE  | QTE | QML | PRE | SY | DESIGNATION                  | DESCRIPTION     |
|-----|------------|-----|-----|-----|----|------------------------------|-----------------|
|     |            | 1   |     |     |    | <b>POINTE-FLECHE EQUIPEE</b> | <b>JIB NOSE</b> |
| 1   | L-17680-43 | 1   |     |     |    | POINTE-FLECHE 12-16T EQU     | JIB NOSE        |
| 2   | K-17680-42 | 1   |     |     | SA | POINTE-FLECHE 16T NUE        | JIB NOSE        |
| 3   | A-00342-24 | 4   | 50  |     |    | ECROU HM M20 CL6             | NUT             |
| 4   | Z-01341-12 | 4   |     |     |    | ECROU H M20 CL8              | NUT             |
| 5   | U-55109-79 | 2   |     |     |    | PALIER EMERILLON             | BEARING         |
| 6   | C-00350-08 | 8   | 100 |     |    | RONDELLE M 20 N              | WASHER          |
| 7   | K-00338-65 | 4   |     |     |    | VIS H M20X70 CL8.8           | SCREW           |
| 8   | D-00355-61 | 2   |     |     |    | GOUPILLE-V 10X63             | SPLIT PIN       |
| 9   | A-03276-12 | 1   |     |     |    | AXE 35X65 C                  | PIN             |
| 10  | V-02285-01 | 2   |     |     |    | ENTRETOISE 42,4              | SPACER          |
| 11  | A-84662-08 | 1   |     | 2   |    | POULIE D230 R5,5 EQ          | PULLEY          |
| 12  | W-84662-28 | 1   |     | 2   | SA | POULIE D230 R5,5 NUE         | PULLEY          |
| 13  | D-83662-30 | 1   |     | 3   |    | ROULEMENT 6207 2RS           | BEARING         |
| 14  | W-00362-45 | 1   |     |     |    | ANNEAU-D'ARRET 72 I          | LOCKING RING    |
| 15  | E-01276-54 | 2   |     |     |    | AXE 20X80 C                  | PIN             |
| 16  | N-00355-47 | 4   |     |     |    | GOUPILLE-V                   | SPLIT PIN       |
| 17  | N-63278-41 | 1   |     |     |    | AXE-TETE D20X45E36           | HEADED SHAFT    |
| 18  | T-00360-12 | 1   |     |     |    | GOUPILLE D3 SIMPL ENROUL     | SAFETY-PIN      |
| 19  | X-04326-74 | 4   |     |     |    | VIS H M12X120 CL8.8          | SCREW           |
| 20  | X-00350-04 | 4   | 100 |     |    | RONDELLE M12 N               | WASHER          |
| 21  | C-32484-53 | 1   |     |     |    | CAILLEBOTIS 300 X 1035       | GRATINGS        |
| 22  | L-26229-76 | 2   |     |     |    | PLAQUE 6 X 30 X 130          | PLATE           |
| 23  | G-00347-13 | 4   |     |     |    | RONDELLE W12                 | WASHER          |
| 24  | N-00341-67 | 4   |     |     |    | ECROU H M12 CL8              | NUT             |

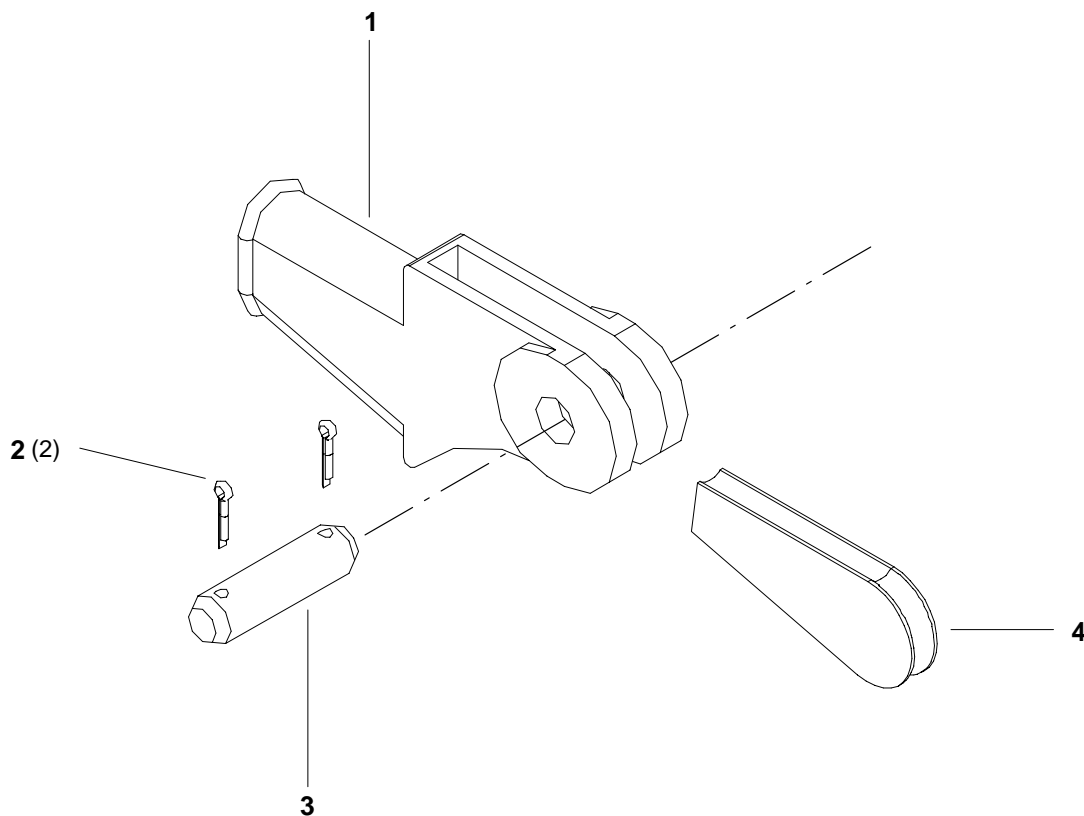
FLECHE  
 AUSLEGER  
 JIB

PIECES DE RECHANGE  
 ERSATZTEILE  
 SPARE PARTS



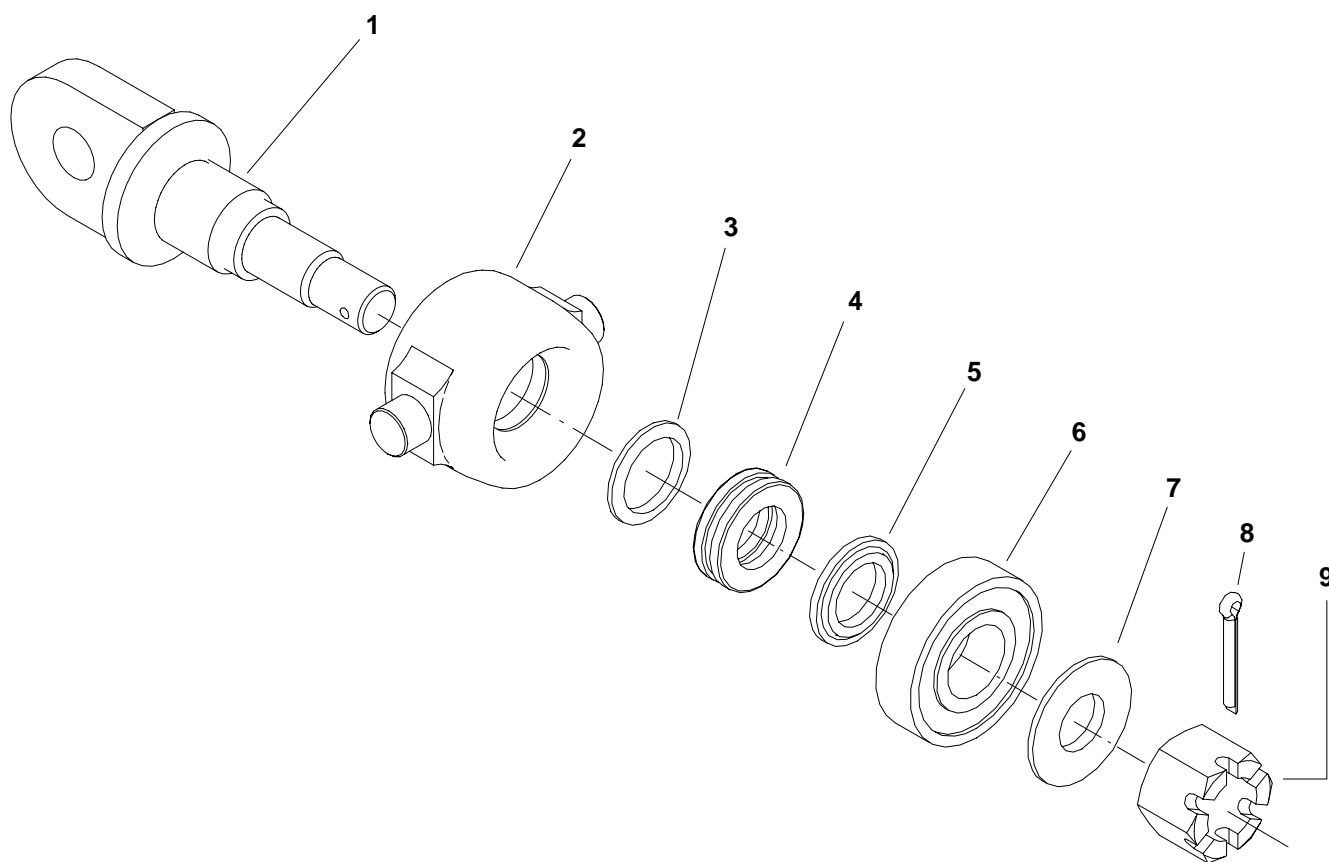
*Original parts or parts validated by POTAIN = SAFETY*

| REP | REFERENCE  | QTE      | QML | PRE | SY | DESIGNATION                | BEZEICHNUNG | DESCRIPTION     |
|-----|------------|----------|-----|-----|----|----------------------------|-------------|-----------------|
|     |            | <b>1</b> |     |     |    | <b>LOT</b>                 | <b>SATZ</b> | <b>SET</b>      |
| 1   | Z-02368-53 | 1        |     |     |    | BOITE-A-COIN ART 15,1A18,1 |             | ROPE ANCHOR BOX |
| 2   | N-00355-47 | 2        |     |     |    | GOUPILLE-V 6,3X45          |             | SPLIT PIN       |
| 3   | F-02276-13 | 1        |     |     |    | AXE 25X60 C                |             | PIN             |
| 4   | F-12038-25 | 1        |     |     |    | COIN BRUT D15,1 A 18,1     |             | WEDGE           |



*Original parts or parts validated by POTAIN = SAFETY*

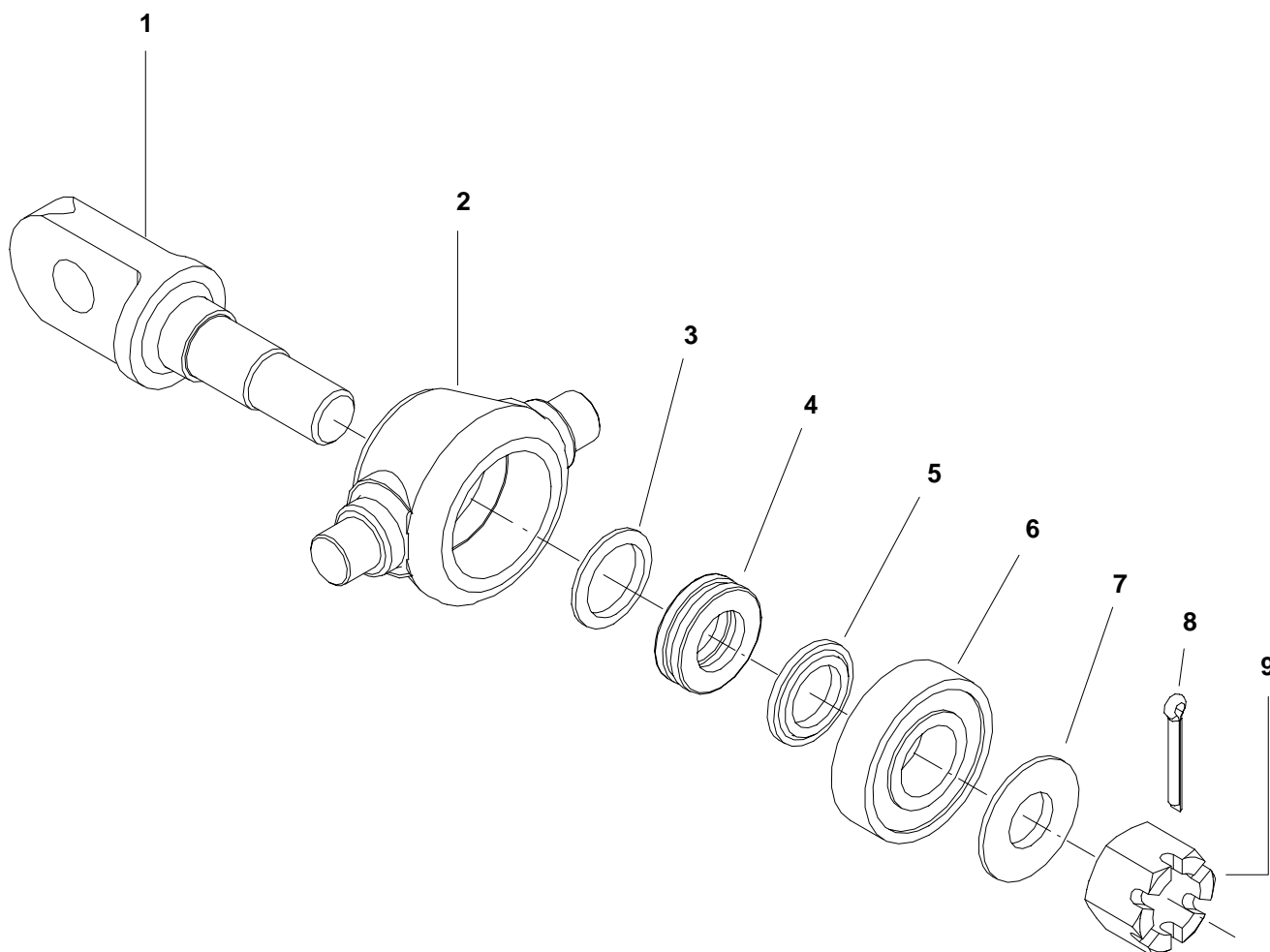
| REP | REFERENCE  | QTE      | QML | PRE | SY | DESIGNATION              | BEZEICHNUNG | DESCRIPTION     |
|-----|------------|----------|-----|-----|----|--------------------------|-------------|-----------------|
|     |            | <b>1</b> |     |     |    | <b>LOT</b>               | <b>SATZ</b> | <b>SET</b>      |
| 1   | A-02368-54 | 1        |     |     |    | BOITE-A-COIN ART 18,9A22 |             | ROPE ANCHOR BOX |
| 2   | H-00355-65 | 2        |     |     |    | GOUPILLE-V 10X50         |             | SPLIT PIN       |
| 3   | B-02276-55 | 1        |     |     |    | AXE 30X70 C              |             | PIN             |
| 4   | G-12038-26 | 1        |     |     |    | COIN BRUT D18,9 A 22     |             | WEDGE           |



*Original parts or parts validated by POTAIN = SAFETY*

| REP | REFERENCE         | QTE      | QML | PRE | SY | DESIGNATION              | DESCRIPTION         |
|-----|-------------------|----------|-----|-----|----|--------------------------|---------------------|
|     | <b>B-84662-09</b> | <b>1</b> |     |     |    | <b>DEVILLEUR EQ</b>      | <b>SWIVEL</b>       |
| 1   | F-05462-32        | 1        |     |     |    | CAGE-DE-DEVILLEUR        | ROPE-SWIVEL-CAGE    |
| 2   | G-01308-30        | 1        |     |     |    | AXE-DE-DEVILLEUR         | ROPE SWIVEL SHAFT   |
| 3   | C-03460-37        | 1        |     |     |    | LANIERE FEUTRE 7X5X190   | STRAP               |
| 4   | E-83662-31        | 1        |     |     |    | BUTEE-BILLES             | BALL THRUST BEARING |
| 5   | M-02288-38        | 1        |     |     |    | RONDELLE ENTRETOISE      | WASHER              |
| 6   | D-83662-30        | 1        |     |     | 3  | ROULEMENT 6207 2RS       | BEARING             |
| 7   | H-64110-04        | 1        |     |     |    | RONDELLE EPAUL 65X30,5X5 | WASHER              |
| 8   | N-00355-47        | 1        |     |     |    | GOUPILLE-V               | SPLIT PIN           |
| 9   | Z-00343-15        | 1        |     |     |    | ECROU HK M30 CL6         | NUT                 |

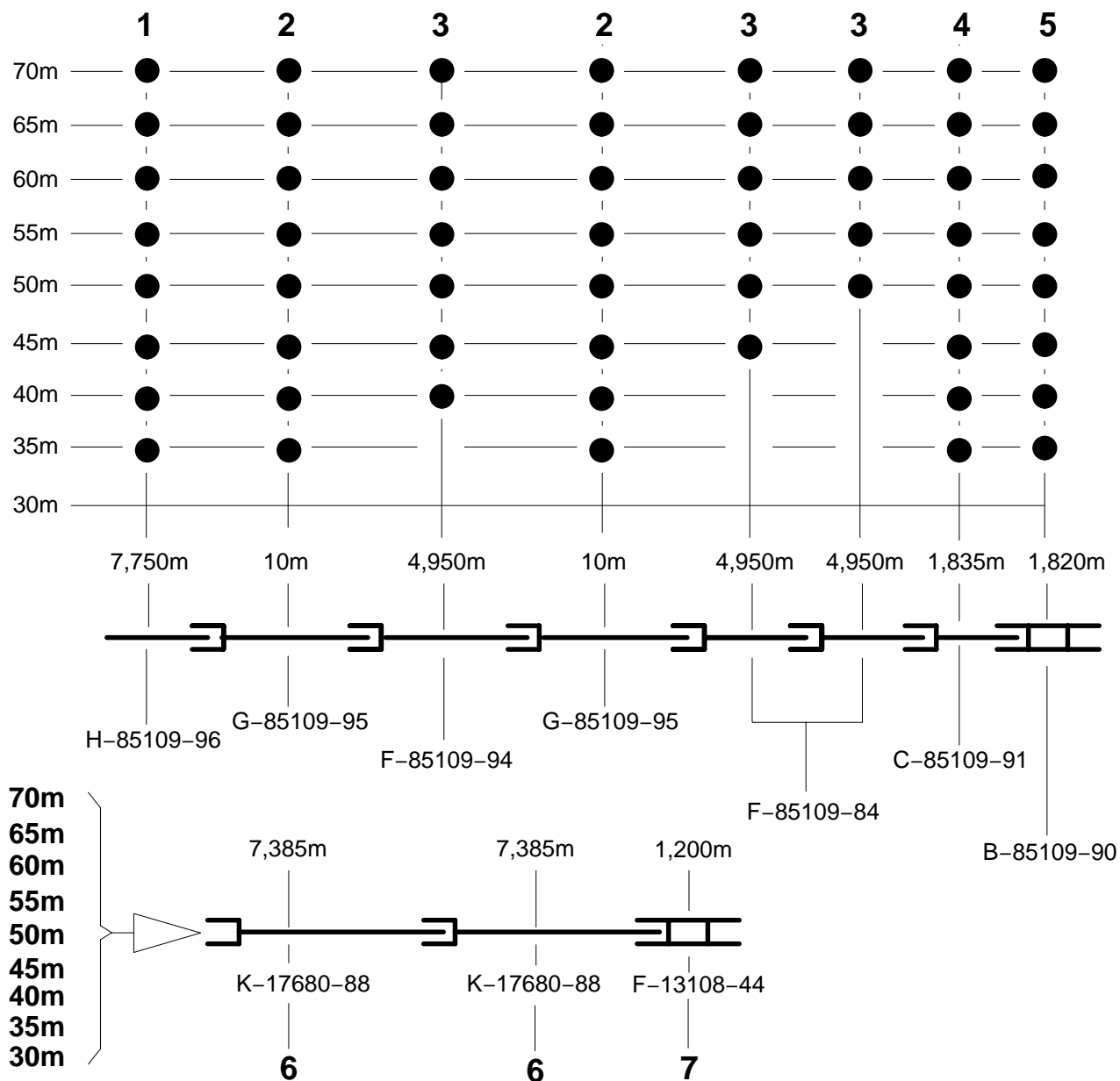




*Original parts or parts validated by POTAIN = SAFETY*

| REP | REFERENCE         | QTE      | QML | PRE | SY | DESIGNATION              | DESCRIPTION         |
|-----|-------------------|----------|-----|-----|----|--------------------------|---------------------|
|     | <b>P-84662-44</b> | <b>1</b> |     |     |    | <b>DEVILLEUR EQUIPE</b>  | <b>SWIVEL</b>       |
| 1   |                   | 1        |     |     |    | SA AXE-DE-DEVILLEUR      | ROPE SWIVEL SHAFT   |
| 2   |                   | 1        |     |     |    | SA CAGE-DE-DEVILLEUR     | ROPE-SWIVEL-CAGE    |
| 3   | C-03460-37        | 1        |     |     |    | LANIERE FEUTRE 7X5X190   | STRAP               |
| 4   | J-83662-35        | 1        |     |     |    | BUTEE-BILLES             | BALL THRUST BEARING |
| 5   | E-04288-16        | 1        |     |     |    | ENTRETOISE EPAULEE       | SPACER              |
| 6   | A-83662-27        | 1        |     | 3   |    | ROULEMENT                | BEARING             |
| 7   | F-64110-02        | 1        |     |     |    | RONDELLE EPAUL 60X27,5X6 | WASHER              |
| 8   | H-00355-42        | 1        |     |     |    | GOUPILLE-V 5X45 NFE27487 | SPLIT PIN           |
| 9   | X-00343-14        | 1        |     |     |    | ECROU HK M27 CL6         | NUT                 |

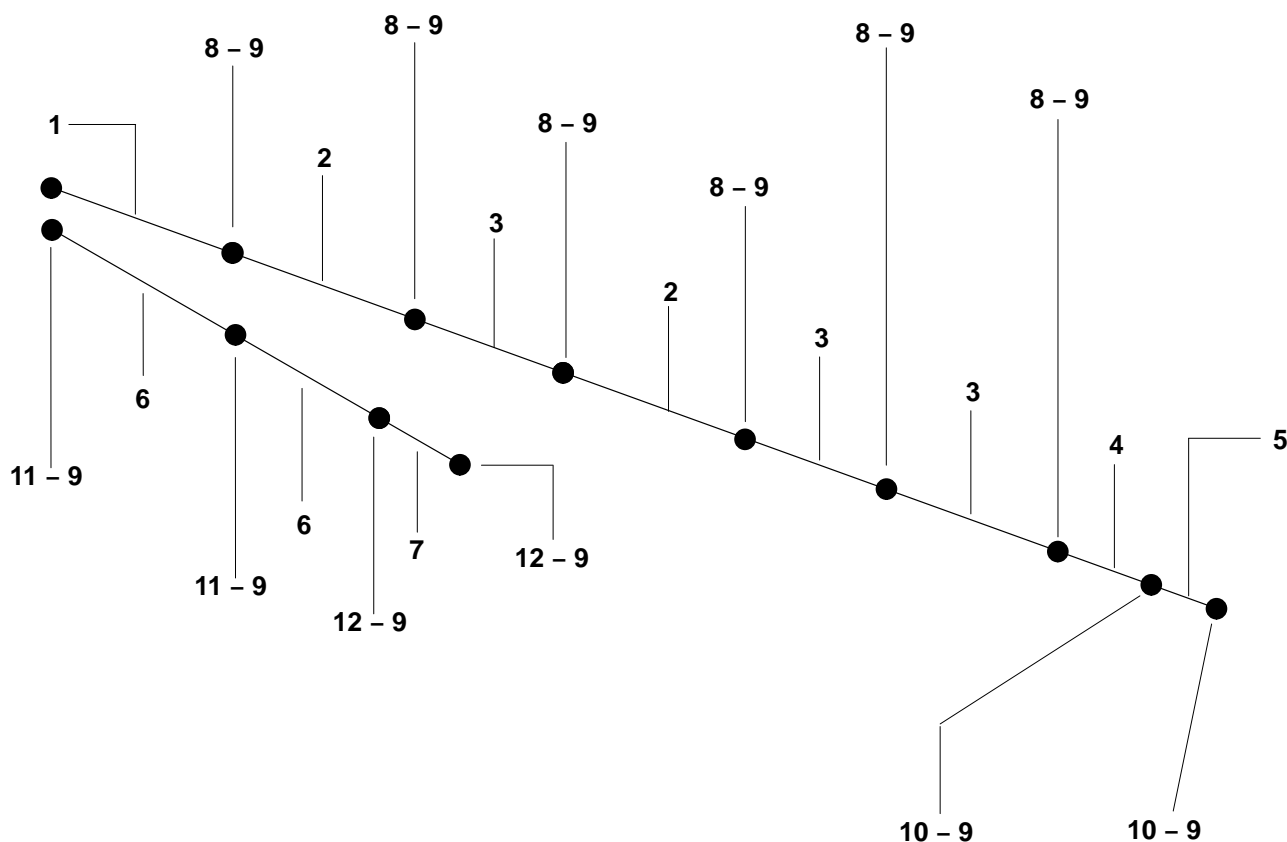




*Original parts or parts validated by POTAIN = SAFETY*

| REP | REFERENCE  | QTE | QML | PRE | SY | DESIGNATION                 | DESCRIPTION    |
|-----|------------|-----|-----|-----|----|-----------------------------|----------------|
|     |            | 1   |     |     |    | <b>TIRANT FLECHE EQUIPE</b> | <b>TIE BAR</b> |
| 1   | H-85109-96 | 1   |     |     |    | TIRANT LG7750 R90 T90       | TIE BAR        |
| 2   | G-85109-95 | 2   |     |     |    | TIRANT LG 10M R90 T90       | TIE BAR        |
| 3   | F-85109-94 | 3   |     |     |    | TIRANT LG4950 R90 T90       | TIE BAR        |
| 4   | C-85109-91 | 1   |     |     |    | TIRANT LG1835 R90 T90       | TIE BAR        |
| 5   | B-85109-90 | 1   |     |     |    | JUMELLE L1820 D90 D90       | TWIN-LINK      |
| 6   | K-17680-88 | 2   |     |     |    | TIRANT 7385 R75 C75 T75     | TIE BAR        |
| 7   | F-13108-44 | 1   |     |     |    | JUMELLE L1200 D75-D75       | TWIN-LINK      |

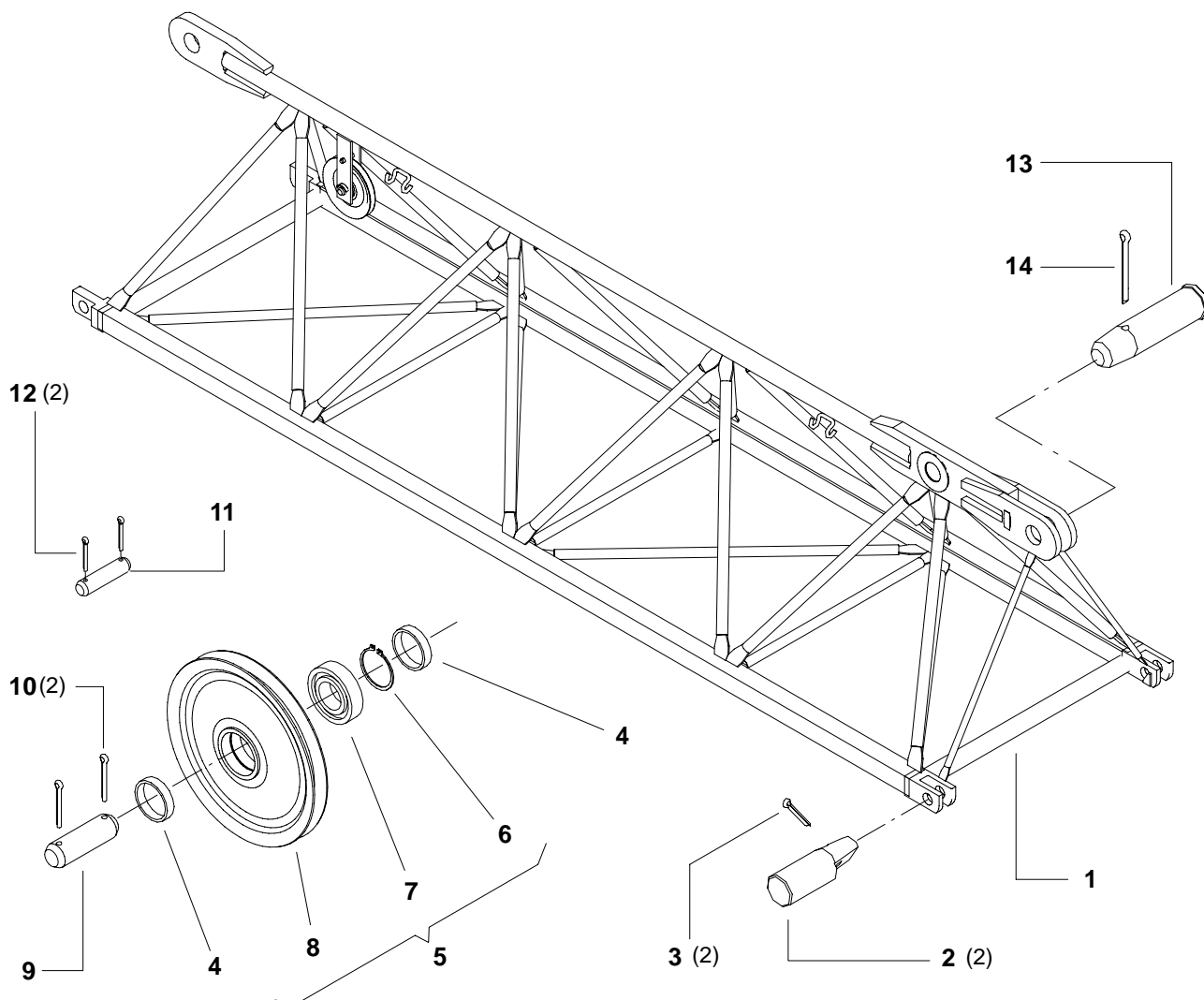
../..



*Original parts or parts validated by POTAIN = SAFETY*

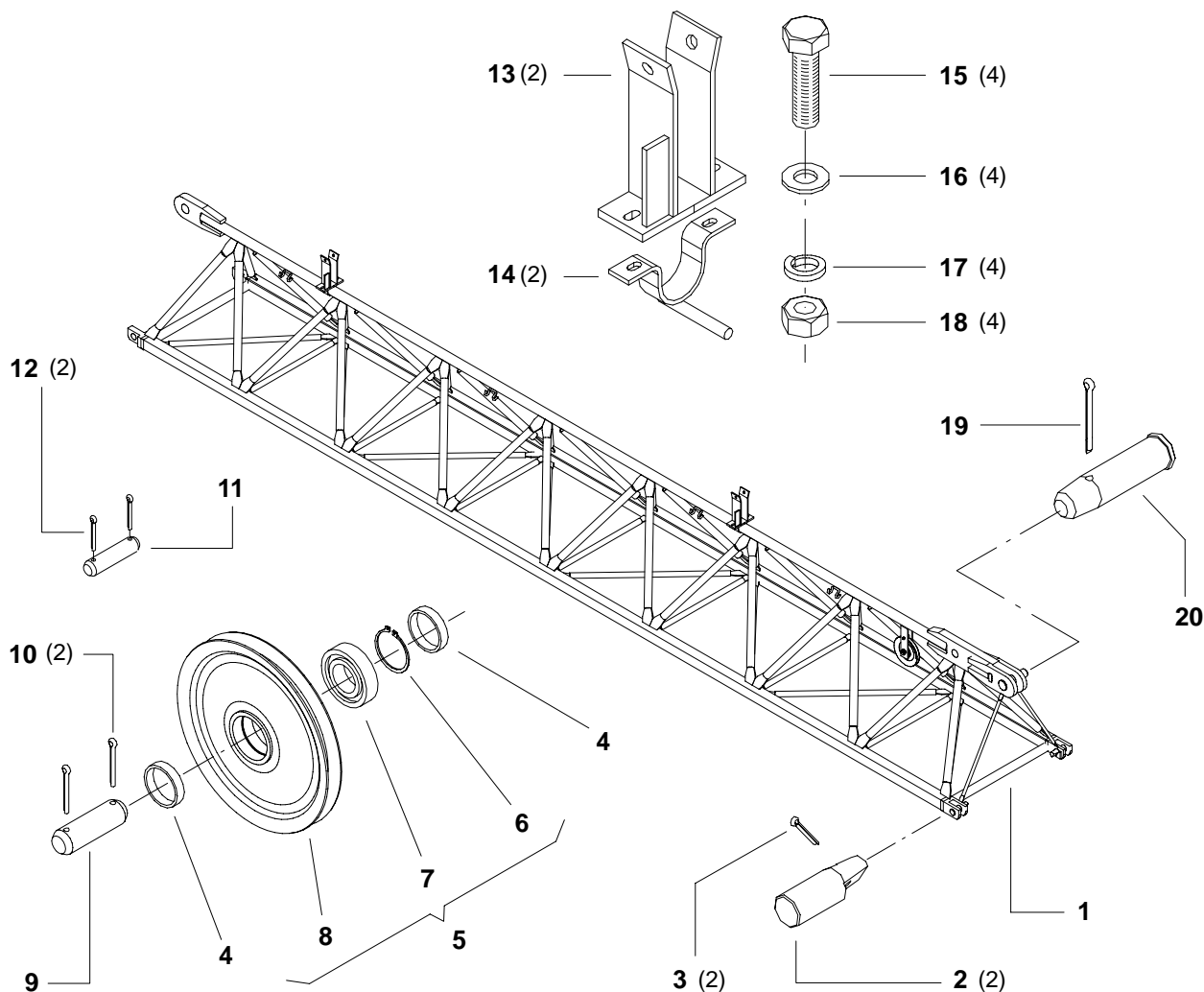
| REP | REFERENCE  | QTE | QML | PRE | SY | DESIGNATION            | DESCRIPTION  |
|-----|------------|-----|-----|-----|----|------------------------|--------------|
| 8   | W-49278-16 | 6   |     |     |    | AXE-TETE D90X160 S355  | HEADED SHAFT |
| 9   | M-00355-69 | 12  |     |     |    | GOUPILLE-V 10X125      | SPLIT PIN    |
| 10  | R-03278-80 | 2   |     |     |    | AXE-TETE D90X165       | HEADED SHAFT |
| 11  | V-21278-18 | 2   |     |     |    | AXE-TETE D75X130 S355  | HEADED SHAFT |
| 12  | K-49278-28 | 2   |     |     |    | AXE-TETE D75X185 XC38F | HEADED SHAFT |





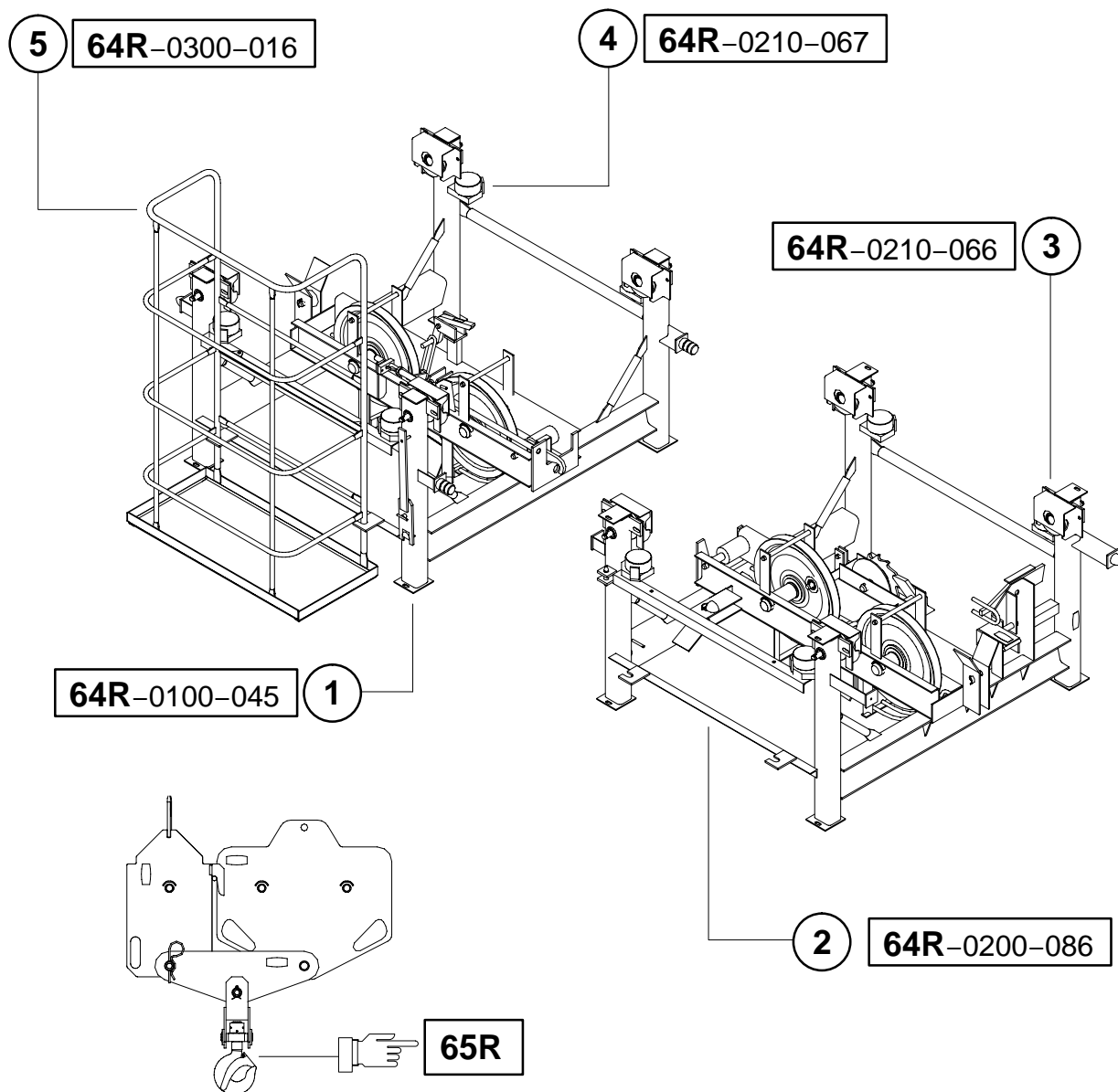
*Original parts or parts validated by POTAIN = SAFETY*

| REP | REFERENCE         | QTE      | QML | PRE | SY | DESIGNATION                     | DESCRIPTION        |
|-----|-------------------|----------|-----|-----|----|---------------------------------|--------------------|
|     | <b>D-84662-11</b> | <b>1</b> |     |     |    | <b>ELEMENT-FLECHE N5 5M ATT</b> | <b>JIB SECTION</b> |
| 1   | D-17680-82        | 1        |     |     |    | ELEMENT N5 5M ATT               | ELEMENT            |
| 2   | Z-21278-67        | 2        |     |     |    | AXE D55X97,5 S355               | PIN                |
| 3   | J-00355-66        | 2        |     |     |    | GOUPILLE-V 10X80                | SPLIT PIN          |
| 4   | V-02285-01        | 2        |     |     |    | ENTRETOISE 42,4                 | SPACER             |
| 5   | A-84662-08        | 1        |     | 2   |    | POULIE D230 R5,5 EQ             | PULLEY             |
| 6   | W-00362-45        | 1        |     |     |    | ANNEAU-D'ARRET 72 I             | LOCKING RING       |
| 7   | D-83662-30        | 1        |     | 3   |    | ROULEMENT 6207 2RS              | BEARING            |
| 8   | W-84662-28        | 1        |     | 2   |    | POULIE D230 R5,5 NUE            | PULLEY             |
| 9   | B-03276-13        | 1        |     |     |    | AXE 35X70 C                     | PIN                |
| 10  | D-00355-61        | 2        |     |     |    | GOUPILLE-V 10X63                | SPLIT PIN          |
| 11  | D-01276-53        | 1        |     |     |    | AXE 20X70 C                     | PIN                |
| 12  | N-00355-47        | 2        |     |     |    | GOUPILLE-V                      | SPLIT PIN          |
| 13  | W-49278-16        | 1        |     |     |    | AXE-TETE D90X160 S355           | HEADED SHAFT       |
| 14  | M-00355-69        | 1        |     |     |    | GOUPILLE-V 10X125               | SPLIT PIN          |



*Original parts or parts validated by POTAIN = SAFETY*

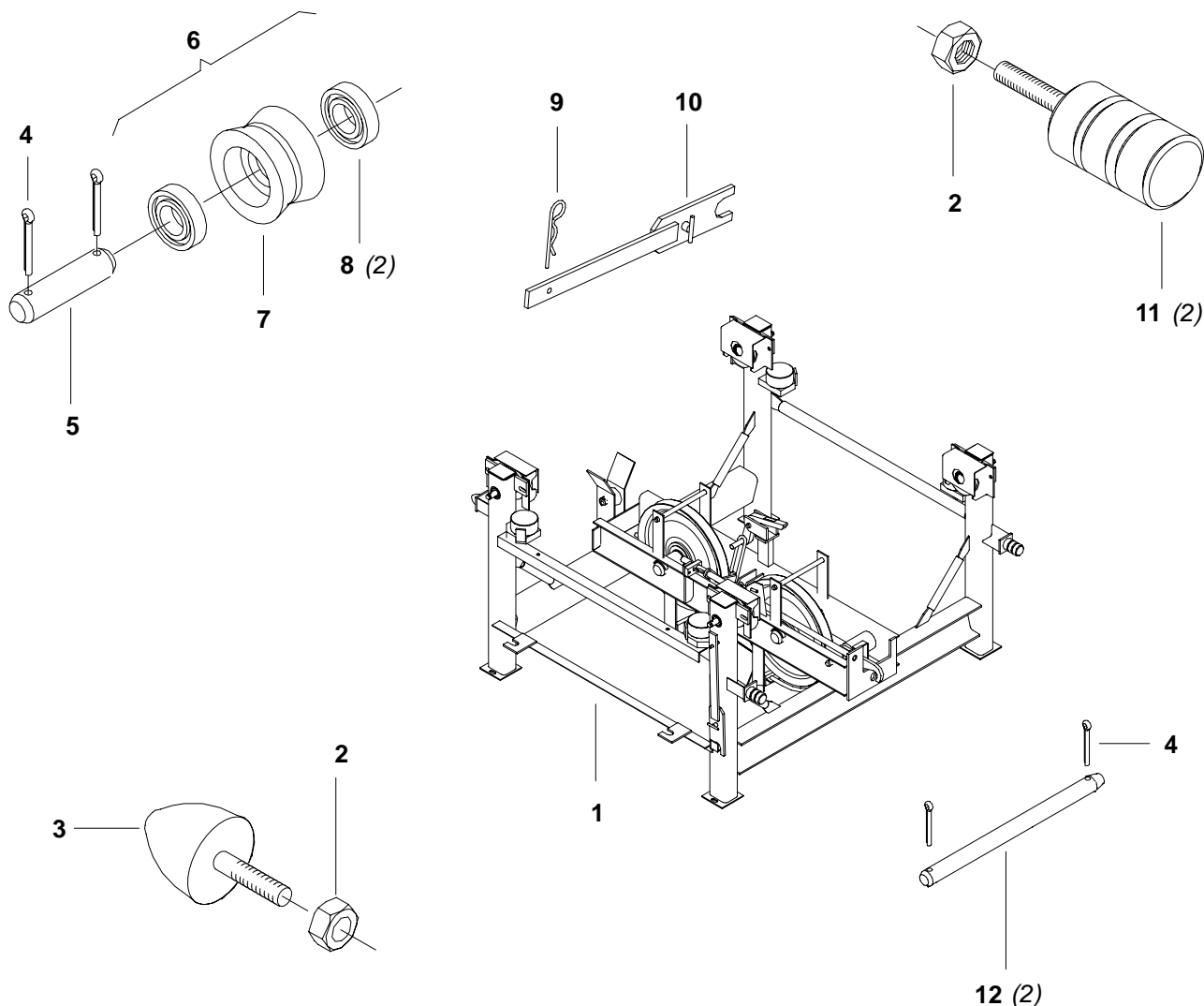
| REP | REFERENCE         | QTE      | QML | PRE | SY | DESIGNATION                  | DESCRIPTION        |
|-----|-------------------|----------|-----|-----|----|------------------------------|--------------------|
|     | <b>L-83662-83</b> | <b>1</b> |     |     |    | <b>ELEMENT-FLECHE N2 10M</b> | <b>JIB SECTION</b> |
| 1   | U-17680-74        | 1        |     |     |    | ELEMENT N2 10M ATT           | ELEMENT            |
| 2   | A-21278-68        | 2        |     |     |    | AXE D60X107,5 S355           | PIN                |
| 3   | J-00355-66        | 2        |     |     |    | GOUPILLE-V 10X80             | SPLIT PIN          |
| 4   | V-02285-01        | 2        |     |     |    | ENTRETOISE 42,4              | SPACER             |
| 5   | A-83662-08        | 1        |     | 2   |    | POULIE D230 R5,5 EQ          | PULLEY             |
| 6   | W-00362-45        | 1        |     |     |    | ANNEAU-D'ARRET 72 I          | LOCKING RING       |
| 7   | D-83662-30        | 1        |     | 3   |    | ROULEMENT 6207 2RS           | BEARING            |
| 8   | W-84662-28        | 1        |     | 2   |    | POULIE D230 R5,5 NUE         | PULLEY             |
| 9   | B-03276-13        | 1        |     |     |    | AXE 35X70 C                  | PIN                |
| 10  | Z-00355-57        | 2        |     |     |    | GOUPILLE-V 8X63 NFE27487     | SPLIT PIN          |
| 11  | D-01276-53        | 1        |     |     |    | AXE 20X70 C                  | PIN                |
| 12  | N-00355-47        | 2        |     |     |    | GOUPILLE-V                   | SPLIT PIN          |
| 13  | V-28110-10        | 2        |     |     |    | GUIDE POUR TIRANTS H240      | GUIDE              |
| 14  | X-21267-16        | 2        |     |     |    | DEMI-COLLIER ERGOT D90       | HALF COLLAR        |
| 15  | M-00326-94        | 4        |     |     |    | VIS H M14X50 CL5-6           | SCREW              |
| 16  | Z-00350-05        | 4        | 100 |     |    | RONDELLE M14 N               | WASHER             |
| 17  | H-00347-14        | 4        | 100 |     |    | RONDELLE W14                 | WASHER             |
| 18  | P-00341-68        | 4        |     |     |    | ECROU H M14 CL 56            | NUT                |
| 19  | M-00355-69        | 1        |     |     |    | GOUPILLE-V 10X125            | SPLIT PIN          |
| 20  | R-03278-80        | 1        |     |     |    | AXE-TETE D90X165             | HEADED SHAFT       |



*Original parts or parts validated by POTAIN = SAFETY*

| REP | REFERENCE      | QTE | QML | PRE | SY | DESIGNATION                  | DESCRIPTION     |
|-----|----------------|-----|-----|-----|----|------------------------------|-----------------|
|     |                | 1   |     |     |    | <b>CHARIOT FLECHE 2C-12T</b> | <b>TROLLEY</b>  |
| 1   | 64R-0100-045-0 | 1   |     |     |    | CHARIOT-FLECHE ARR EQ        | JIB TROLLEY     |
| 2   | 64R-0200-086-0 | 1   |     |     |    | CHARIOT-FLECHE AV EQ         | JIB TROLLEY     |
| 3   | 64R-0210-066-0 | 1   |     |     |    | GALET D145 EQUIPE            | ROLLER          |
| 4   | 64R-0210-067-0 | 1   |     |     |    | GALET D115 EQUIPE            | ROLLER          |
| 5   | 64R-0300-016-0 | 1   |     |     |    | NACELLE CHARIOT EQUIPEE      | INSPECTION CAGE |

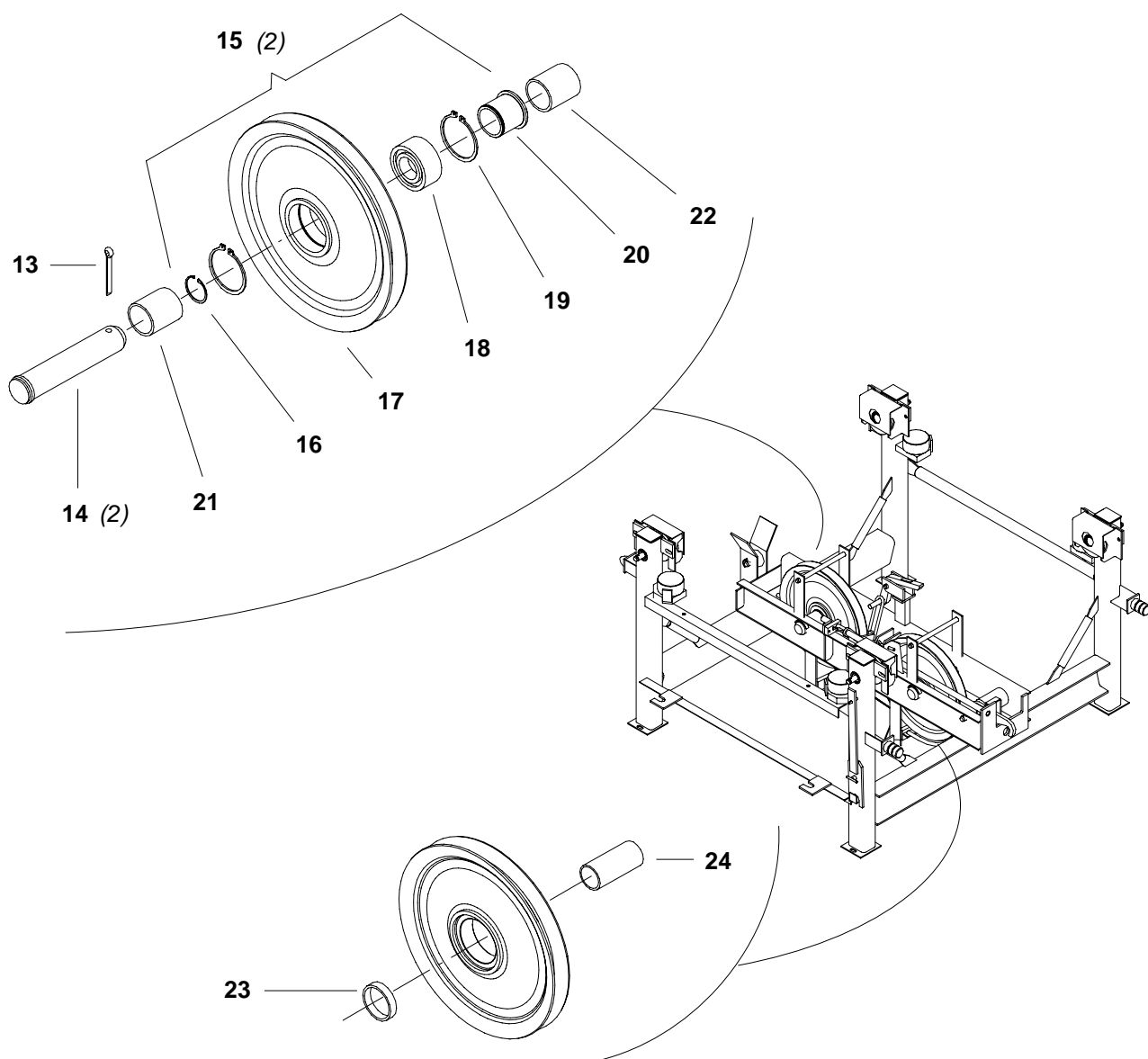




*Original parts or parts validated by POTAIN = SAFETY*

| REP | REFERENCE  | QTE      | QML | PRE | SY | DESIGNATION                  | DESCRIPTION        |
|-----|------------|----------|-----|-----|----|------------------------------|--------------------|
|     |            | <b>1</b> |     |     |    | <b>CHARIOT-FLECHE ARR EQ</b> | <b>JIB TROLLEY</b> |
| 1   | V-06108-07 | 1        |     |     |    | CHARIOT ARR. NU 6-12T        | TROLLEY            |
| 2   | E-00341-13 | 8        |     |     |    | ECROU H M8 CL 8              | NUT                |
| 3   | B-01414-05 | 4        |     |     |    | BUTEE-ELASTIQUE D50          | RUBBER STOP        |
| 4   | N-00355-47 | 12       |     |     |    | GOUPILLE-V                   | SPLIT PIN          |
| 5   | Z-13276-97 | 1        |     |     |    | AXE 25X70 C                  | PIN                |
| 6   | P-15290-53 | 1        |     |     |    | DIABOLO D69 EQU              | BICONICAL-ROLLER   |
| 7   | E-01290-80 | 1        |     |     |    | DIABOLO D69 L46              | BICONICAL-ROLLER   |
| 8   | X-83662-25 | 2        |     | 3   |    | ROULEMENT                    | BEARING            |
| 9   | T-00360-12 | 1        |     |     |    | GOUPILLE D3 SIMPL ENROUL     | SAFETY-PIN         |
| 10  | E-05427-35 | 1        |     |     |    | LEVIER                       | LEVER              |
| 11  | H-28414-27 | 2        |     |     |    | BUTEE MICROCELL              | STOP               |
| 12  | X-02276-29 | 2        |     |     |    | AXE 20X285 C                 | PIN                |

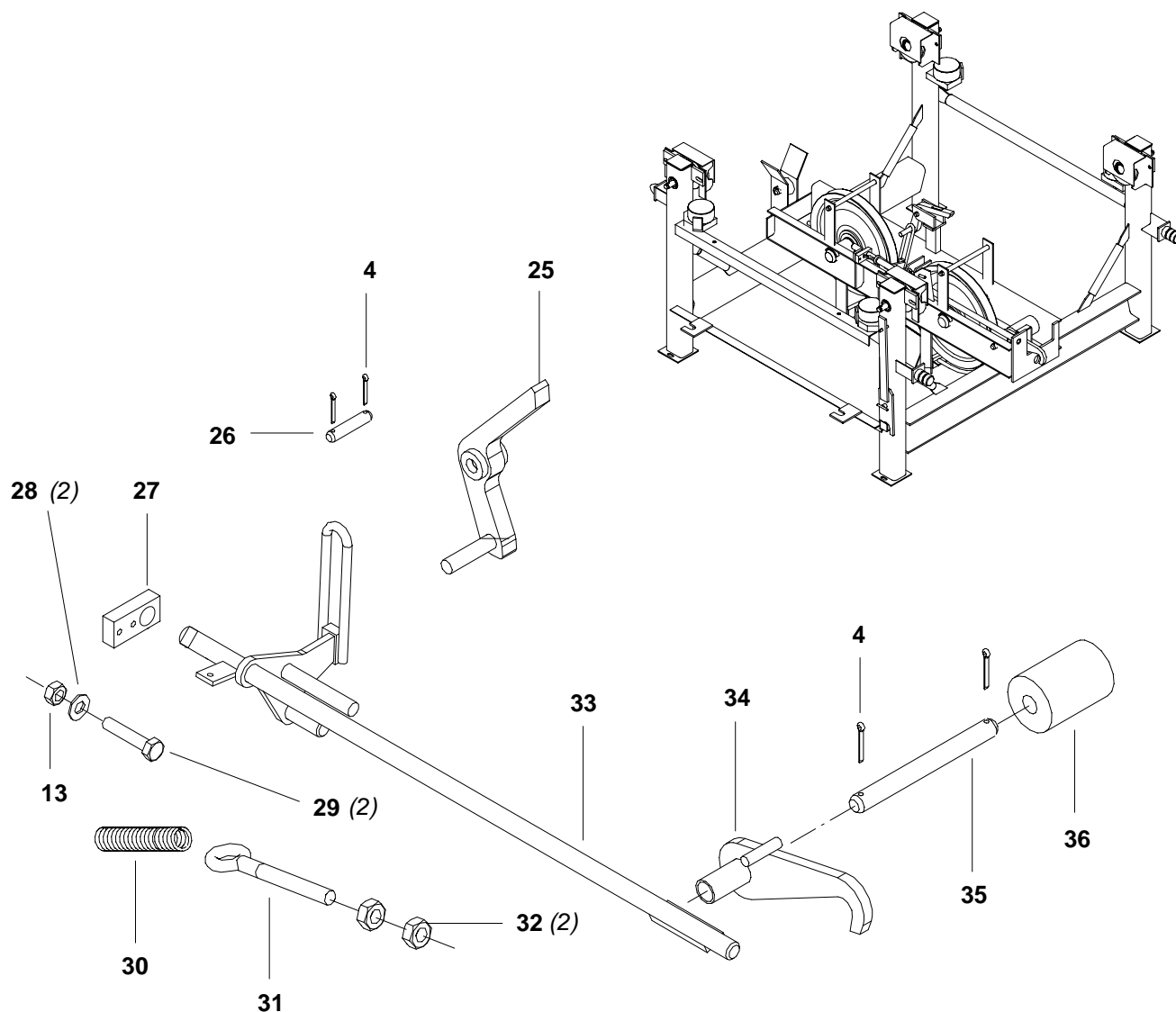
../..



*Original parts or parts validated by POTAIN = SAFETY*

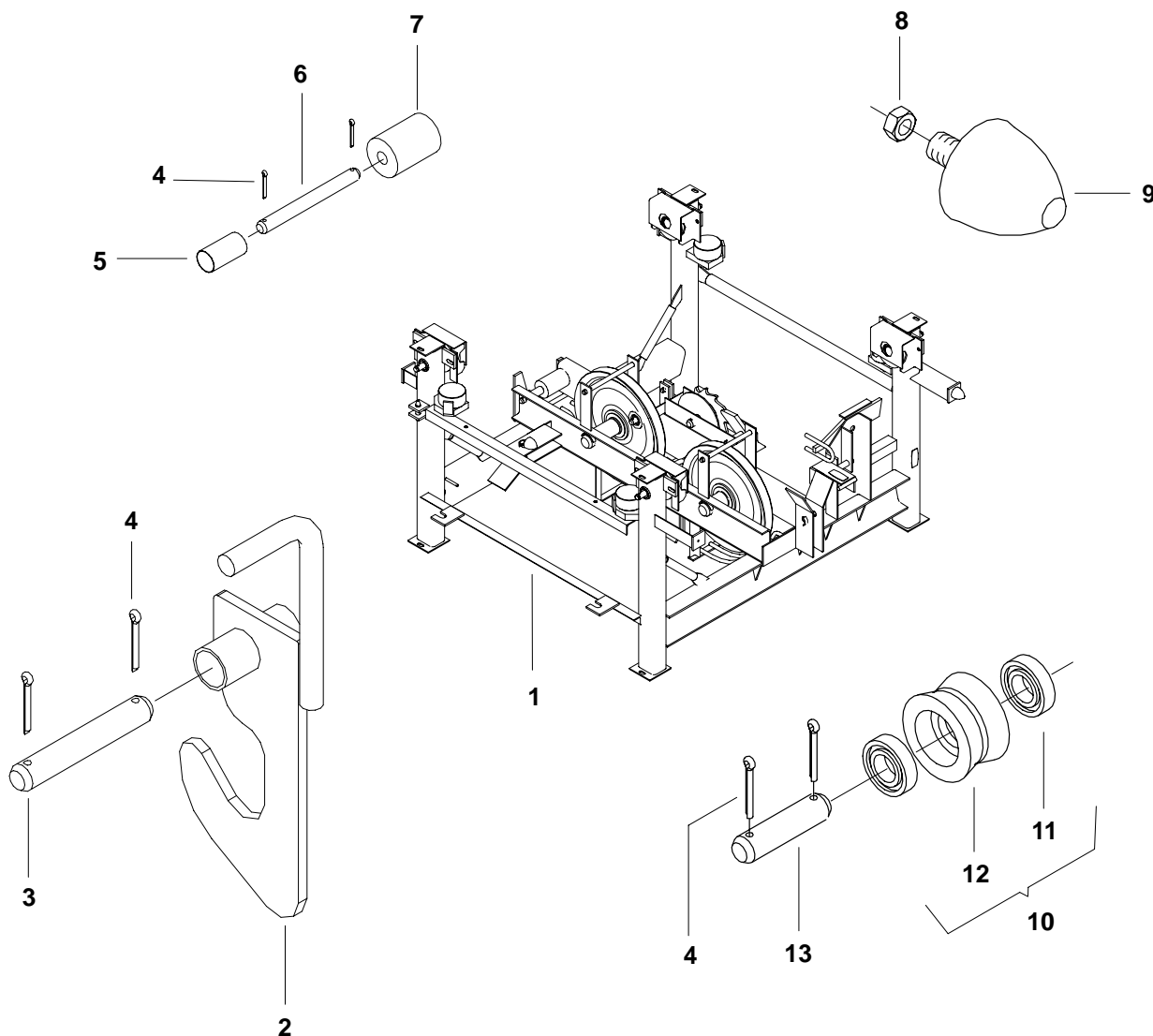
| REP | REFERENCE  | QTE | QML | PRE | SY | DESIGNATION              | DESCRIPTION  |
|-----|------------|-----|-----|-----|----|--------------------------|--------------|
| 13  | L-00355-68 | 2   |     |     |    | GOUPILLE-V               | SPLIT PIN    |
| 14  | X-45110-11 | 2   |     |     |    | AXE-TETE D60 L235        | HEADED SHAFT |
| 15  | G-84662-37 | 2   |     | 2   |    | POULIE D420/490X64 EQ    | PULLEY       |
| 16  | Q-00363-31 | 1   |     |     |    | ANNEAU-D'ARRET 70 E      | LOCKING RING |
| 17  | S-02396-18 | 1   |     | 2   | SA | POULIE D420/490 R9,5 NUE | PULLEY       |
| 18  | W-83662-47 | 1   |     | 3   |    | ROULEMENT NNF 5014 ADA   | BEARING      |
| 19  | C-00363-42 | 2   |     |     |    | ANNEAU-D'ARRET 110 E     | LOCKING RING |
| 20  | L-99110-78 | 1   |     |     |    | MOYEU INT. POULIE D420   | HUB          |
| 21  | C-03293-85 | 1   |     |     |    | ENTRETOISE 70 EP3,2 L87  | SPACER       |
| 22  | G-01285-53 | 1   |     |     |    | ENTRETOISE 70 EP3,2 L62  | SPACER       |
| 23  | E-01285-05 | 1   |     |     |    | ENTRETOISE 70 EP3,2 L9   | SPACER       |
| 24  | Q-12293-87 | 1   |     |     |    | ENTRETOISE 70 EP3,2 L144 | SPACER       |

../..



*Original parts or parts validated by POTAIN = SAFETY*

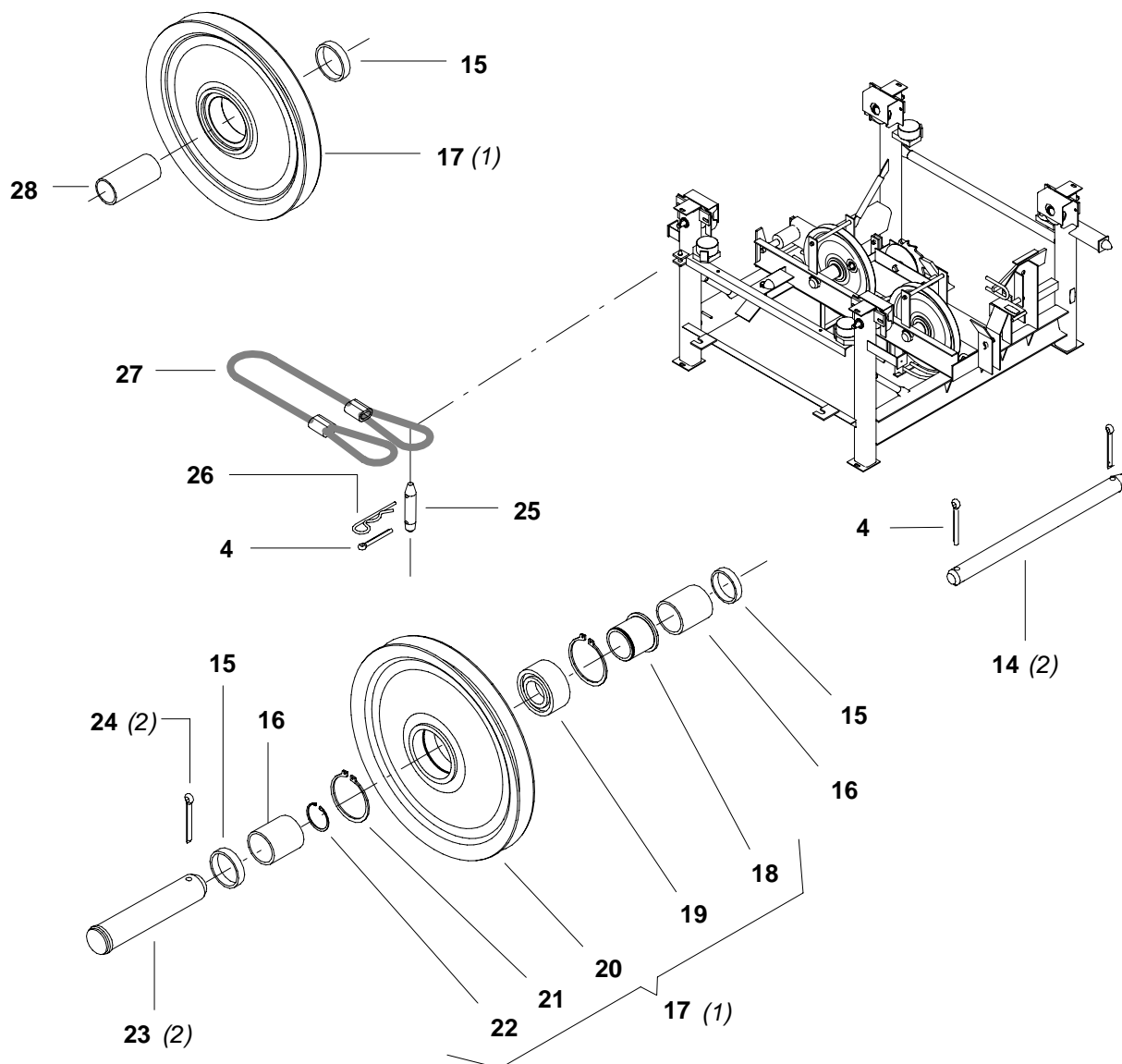
| REP | REFERENCE  | QTE | QML | PRE | SY | DESIGNATION              | DESCRIPTION    |
|-----|------------|-----|-----|-----|----|--------------------------|----------------|
| 25  | F-17109-98 | 1   |     |     |    | BUTEE                    | STOP           |
| 26  | D-01276-53 | 1   |     |     |    | AXE 20X70 C              | PIN            |
| 27  | G-17109-99 | 1   |     |     |    | PLAQUE DE GUIDAGE        | PLATE          |
| 28  | P-00348-12 | 2   |     |     |    | RONDELLE DEC 8 NFE-27624 | WASHER         |
| 29  | U-00283-54 | 2   |     |     |    | VIS H M8X40 CLASSE 56    | SCREW          |
| 30  | E-02380-54 | 1   |     |     |    | RESSORT-TRAC D31 F4 L152 | TENSION SPRING |
| 31  | C-19306-91 | 1   |     |     |    | PITON-A-OEIL             | EYE-BOLT       |
| 32  | M-00341-66 | 2   |     |     |    | ECROU H M10 CL8          | NUT            |
| 33  | C-17109-95 | 1   |     |     |    | AXE DE COMMANDE          | PIN            |
| 34  | A-43110-97 | 1   |     |     |    | BIELLE DE LIAISON        | CONNECTING ROD |
| 35  | R-02276-23 | 1   |     |     |    | AXE 25X245 C             | PIN            |
| 36  | A-44110-09 | 1   |     |     |    | BAGUE-PLASTIQUE          | PLASTIC RING   |



*Original parts or parts validated by POTAIN = SAFETY*

| REP | REFERENCE  | QTE      | QML | PRE | SY | DESIGNATION                 | DESCRIPTION        |
|-----|------------|----------|-----|-----|----|-----------------------------|--------------------|
|     |            | <b>1</b> |     |     |    | <b>CHARIOT-FLECHE AV EQ</b> | <b>JIB TROLLEY</b> |
| 1   | W-06108-08 | 1        |     |     |    | CHARIOT SM 6T NU            | TROLLEY            |
| 2   | D-44110-58 | 1        |     |     |    | BIELLE DE LIAISON           | CONNECTING ROD     |
| 3   | Z-02276-30 | 1        |     |     |    | AXE 25X120 C                | PIN                |
| 4   | N-00355-47 | 12       |     |     |    | GOUPILLE-V                  | SPLIT PIN          |
| 5   | P-45110-26 | 1        |     |     |    | ENTRETOISE 33,7 EP2,9       | SPACER             |
| 6   | R-02276-23 | 1        |     |     |    | AXE 25X245 C                | PIN                |
| 7   | A-44110-09 | 1        |     |     |    | BAGUE-PLASTIQUE             | PLASTIC RING       |
| 8   | E-00341-13 | 2        |     |     |    | ECROU H M8 CL 8             | NUT                |
| 9   | B-01414-05 | 2        |     |     |    | BUTEE-ELASTIQUE D50         | RUBBER STOP        |
| 10  | P-15290-53 | 1        |     |     |    | DIABOLO D69 EQU             | BICONICAL-ROLLER   |
| 11  | L-01396-66 | 2        |     | 3   |    | ROULEMENT 6205 2RS          | BEARING            |
| 12  | E-01290-80 | 1        |     |     |    | DIABOLO D69 L46             | BICONICAL-ROLLER   |
| 13  | Z-13276-97 | 1        |     |     |    | AXE 25X70 C                 | PIN                |

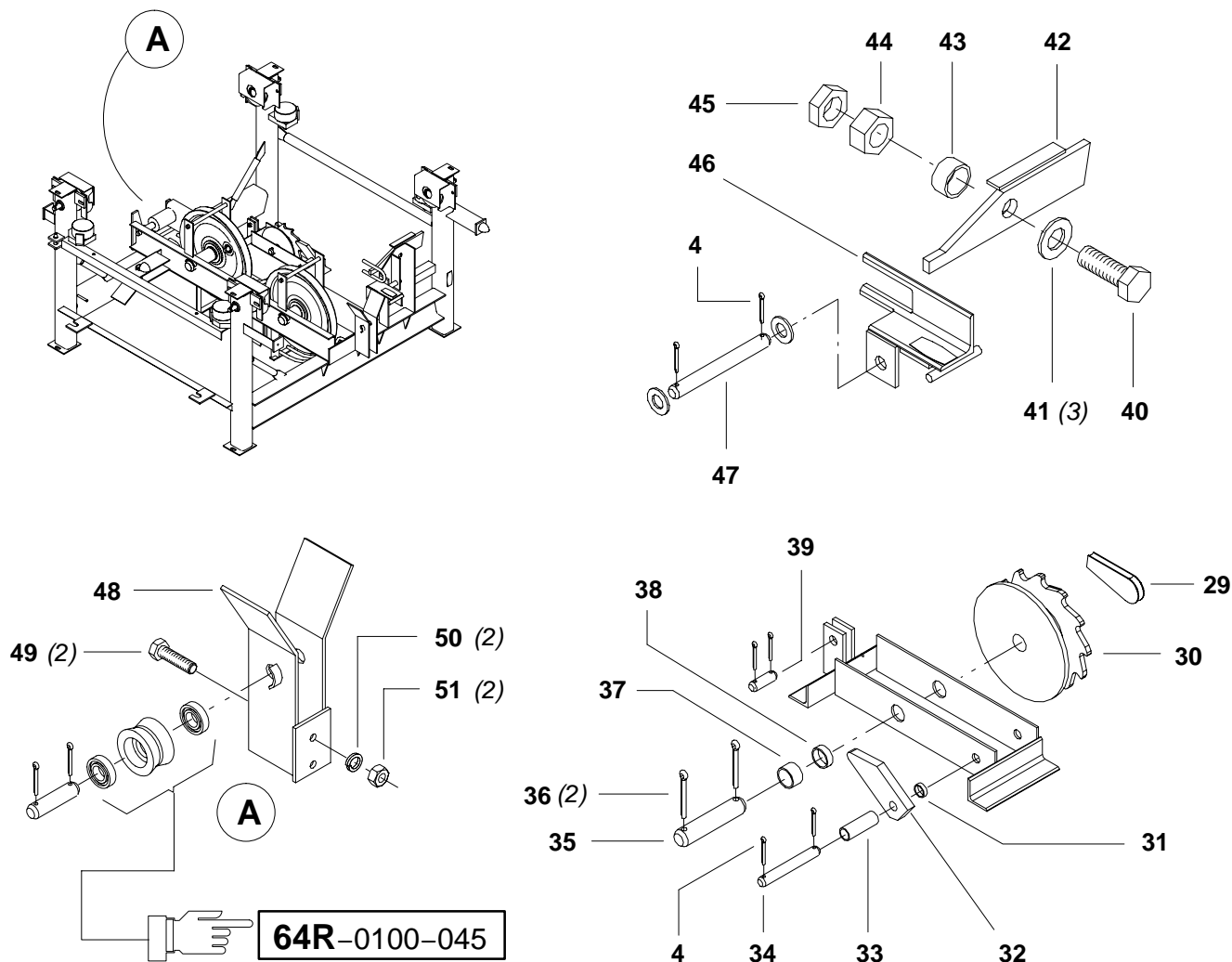
..//



*Original parts or parts validated by POTAIN = SAFETY*

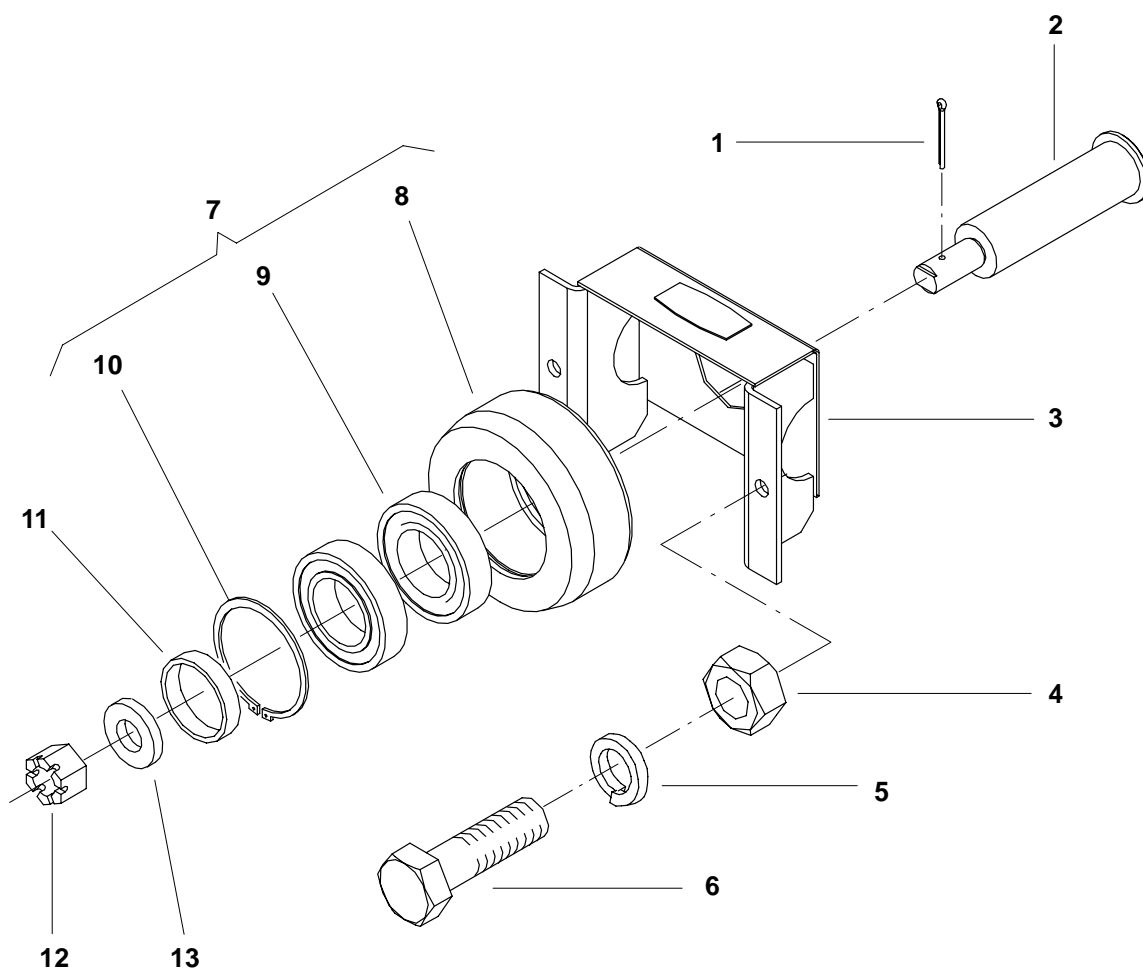
| REP | REFERENCE  | QTE | QML | PRE | SY | DESIGNATION              | DESCRIPTION  |
|-----|------------|-----|-----|-----|----|--------------------------|--------------|
| 14  | X-02276-29 | 2   |     |     |    | AXE 20X285 C             | PIN          |
| 15  | D-01285-50 | 4   |     |     |    | ENTRETOISE 70 EP3,2 L18  | SPACER       |
| 16  | K-14285-62 | 2   |     |     |    | ENTRETOISE 70 EP3,2 L60  | SPACER       |
| 17  | G-84662-37 | 2   |     | 2   |    | POULIE D420/490X64 EQ    | PULLEY       |
| 18  | L-99110-78 | 1   |     |     |    | MOYEU INT. POULIE D420   | HUB          |
| 19  | W-83662-47 | 1   |     | 3   |    | ROULEMENT NNF 5014 ADA   | BEARING      |
| 20  | S-02974-18 | 1   |     | 2   | SA | POULIE D420/490 R9,5 NUE | PULLEY       |
| 21  | C-00363-42 | 2   |     |     |    | ANNEAU-D'ARRET 110 E     | LOCKING RING |
| 22  | Q-00363-31 | 1   |     |     |    | ANNEAU-D'ARRET 70 E      | LOCKING RING |
| 23  | X-45110-11 | 2   |     |     |    | AXE-TETE D60 L235        | HEADED SHAFT |
| 24  | L-00355-68 | 2   |     |     |    | GOUPILLE-V               | SPLIT PIN    |
| 25  | S-29276-17 | 1   |     |     |    | AXE 20X50 L              | PIN          |
| 26  | N-00360-30 | 1   |     |     |    | GOUPILLE D4,5 SIMPLE ENR | SAFETY-PIN   |
| 27  | D-28313-26 | 1   |     |     |    | ELINGUE D9 L1200 GAL     | SLING        |
| 28  | S-03293-07 | 1   |     |     |    | ENTRETOISE 70 EP3,2 L134 | SPACER       |

../..



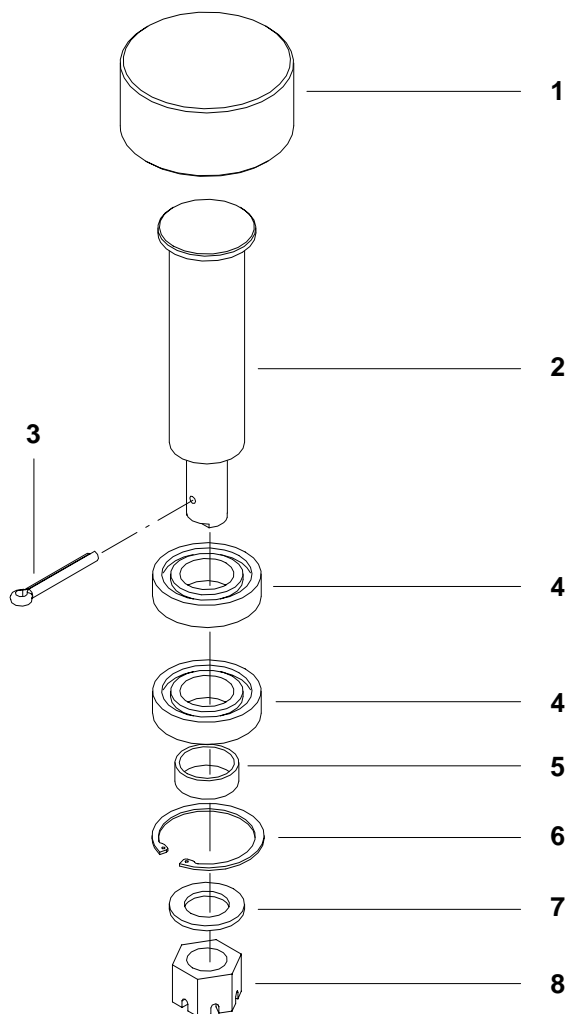
*Original parts or parts validated by POTAIN = SAFETY*

| REP | REFERENCE  | QTE | QML | PRE | SY | DESIGNATION              | DESCRIPTION     |
|-----|------------|-----|-----|-----|----|--------------------------|-----------------|
| 29  | Z-10038-11 | 1   |     |     |    | COIN BRUT D9,07 A 11     | WEDGE           |
| 30  | D-09383-57 | 1   |     |     |    | TAMBOUR-RECUPERATEUR     | TENSIONING DRUM |
| 31  | Q-02285-19 | 1   |     |     |    | ENTRETOISE 26,9 EP2,3 L8 | SPACER          |
| 32  | J-10241-29 | 1   |     |     |    | CLIQUET                  | PAWL            |
| 33  | S-10292-89 | 1   |     |     |    | ENTRETOISE 26,9 E2,3 L76 | SPACER          |
| 34  | W-01276-70 | 1   |     |     |    | AXE 20X125 C             | PIN             |
| 35  | U-03276-30 | 1   |     |     |    | AXE 35X125 C             | PIN             |
| 36  | D-00355-61 | 2   |     |     |    | GOUPILLE-V 10X63         | SPLIT PIN       |
| 37  | G-01285-30 | 1   |     |     |    | ENTRETOISE 42,4 EP2,9    | SPACER          |
| 38  | W-01285-21 | 1   |     |     |    | ENTRETOISE 42,4          | SPACER          |
| 39  | L-01276-37 | 1   |     |     |    | AXE 20X35 C              | PIN             |
| 40  | W-00338-76 | 1   | 5   |     |    | VIS H M24X70/54 CL8-8    | SCREW           |
| 41  | E-00350-10 | 3   | 50  |     |    | RONDELLE M 24 N          | WASHER          |
| 42  | T-06109-20 | 1   |     |     |    | BASCULEUR                | PIVOTING ARM    |
| 43  | B-02285-06 | 1   |     |     |    | ENTRETOISE 33,7 EP2,9    | SPACER          |
| 44  | U-00341-73 | 1   |     |     |    | ECROU H M24 CL8          | NUT             |
| 45  | E-01342-09 | 1   | 50  |     |    | ECROU HM M24 CL6         | NUT             |
| 46  | L-06109-36 | 1   |     |     |    | ELEMENT RETENUE          | ELEMENT         |
| 47  | X-12276-92 | 1   |     |     |    | AXE 25X200 C             | PIN             |
| 48  | V-32109-80 | 1   |     |     |    | SUPPORT DIABOLO          | SUPPORT         |
| 49  | L-00326-70 | 2   |     |     |    | VIS H M12X30 CL6.8       | SCREW           |
| 50  | G-00347-13 | 2   |     |     |    | RONDELLE W12             | WASHER          |
| 51  | N-00341-67 | 2   |     |     |    | ECROU H M12 CL8          | NUT             |



*Original parts or parts validated by POTAIN = SAFETY*

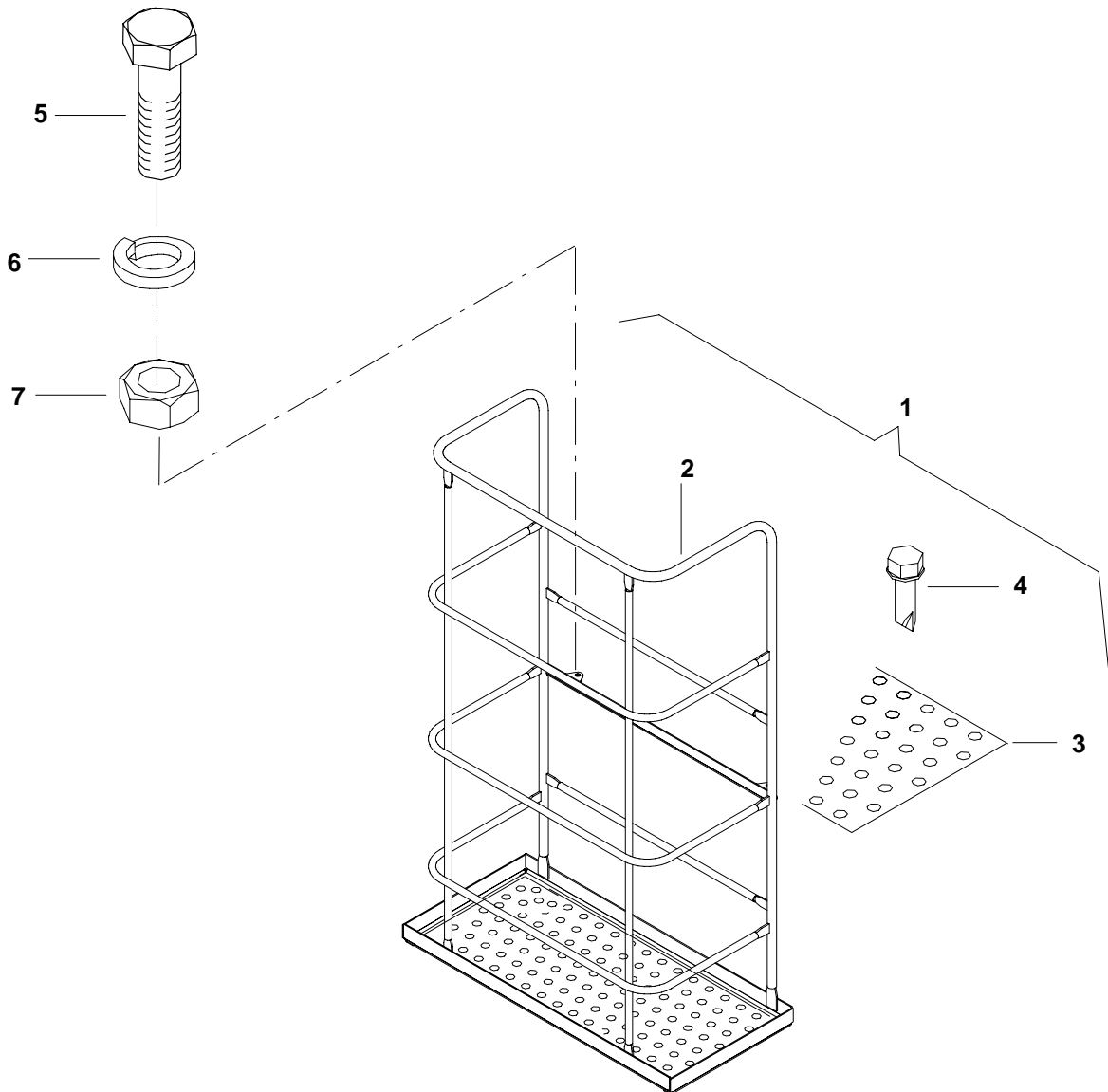
| REP | REFERENCE  | QTE | QML | PRE | SY | DESIGNATION              | DESCRIPTION   |
|-----|------------|-----|-----|-----|----|--------------------------|---------------|
|     |            | 1   |     |     |    | <b>GALET D145 EQUIPE</b> | <b>ROLLER</b> |
| 1   | J-00355-43 | 1   |     |     |    | GOUPILLE-V 5X56          | SPLIT PIN     |
| 2   | L-44110-19 | 1   |     |     |    | AXE A TETE D40X190E36    | PIN           |
| 3   | X-48110-23 | 1   |     |     |    | CARTER DE GALET          | HOUSING       |
| 4   | P-00341-68 | 2   |     |     |    | ECROU H M14 CL 56        | NUT           |
| 5   | H-00347-14 | 2   | 100 |     |    | RONDELLE W14             | WASHER        |
| 6   | R-00338-48 | 2   | 100 |     |    | VIS H M14X40/34 CL8.8    | SCREW         |
| 7   | K-84662-63 | 1   |     |     |    | GALET D145 CYL DI 40 EQ  | ROLLER        |
| 8   |            | 1   |     |     | SA | GALET D145 CYL DI 40 NU  | ROLLER        |
| 9   | Z-83662-03 | 2   |     | 3   |    | ROULEMENT 6208 2RS       | BEARING       |
| 10  | B-00362-49 | 1   |     |     |    | ANNEAU-D'ARRET 80 I      | LOCKING RING  |
| 11  | P-14285-43 | 1   |     |     |    | ENTRETOISE 48,3 EP2,9 L5 | SPACER        |
| 12  | W-00343-13 | 1   |     |     |    | ECROU HK M24 CL6         | NUT           |
| 13  | M-44110-20 | 1   |     |     |    | RONDELLE D'APPUI 25X50X8 | WASHER        |



*Original parts or parts validated by POTAIN = SAFETY*

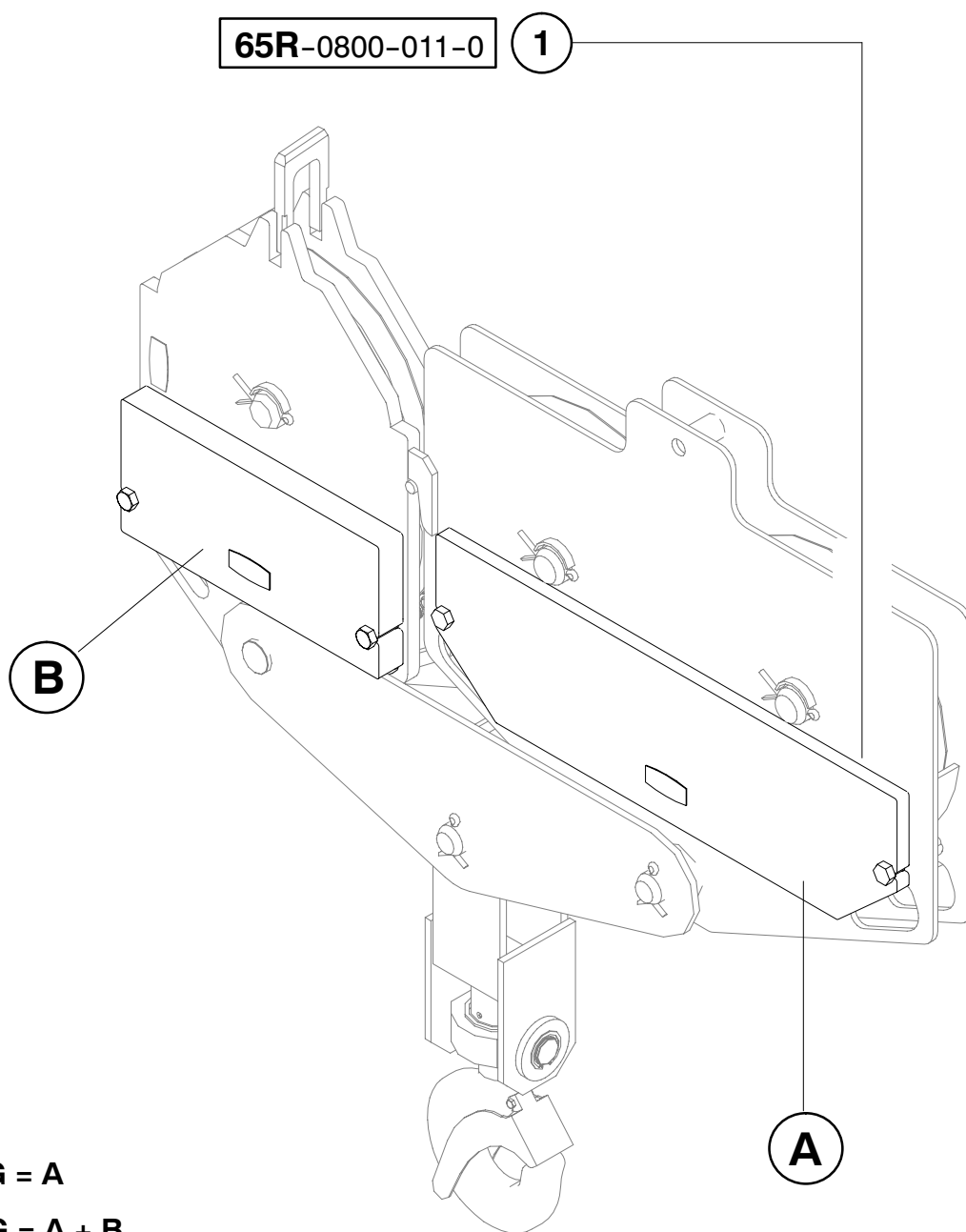
| REP | REFERENCE         | QTE      | QML | PRE | SY | DESIGNATION              | DESCRIPTION   |
|-----|-------------------|----------|-----|-----|----|--------------------------|---------------|
|     | <b>X-84662-98</b> | <b>1</b> |     |     |    | <b>GALET D115 EQUIPE</b> | <b>ROLLER</b> |
| 1   | R-27110-48        | 1        |     |     |    | GALET D115 NU            | ROLLER        |
| 2   | S-27110-49        | 1        |     |     |    | AXE A TETE D35X136       | PIN           |
| 3   | J-00355-43        | 1        |     |     |    | GOUPILLE-V 5X56          | SPLIT PIN     |
| 4   | D-83662-30        | 2        |     | 3   |    | ROULEMENT 6207 2RS       | BEARING       |
| 5   | X-01285-22        | 1        |     |     |    | ENTRETOISE 42,4 EP2,9    | SPACER        |
| 6   | W-00362-45        | 1        |     |     |    | ANNEAU-D'ARRET 72 I      | LOCKING RING  |
| 7   | L-00350-16        | 1        | 10  |     |    | RONDELLE M 27 N          | WASHER        |
| 8   | X-00343-14        | 1        |     |     |    | ECROU HK M27 CL6         | NUT           |





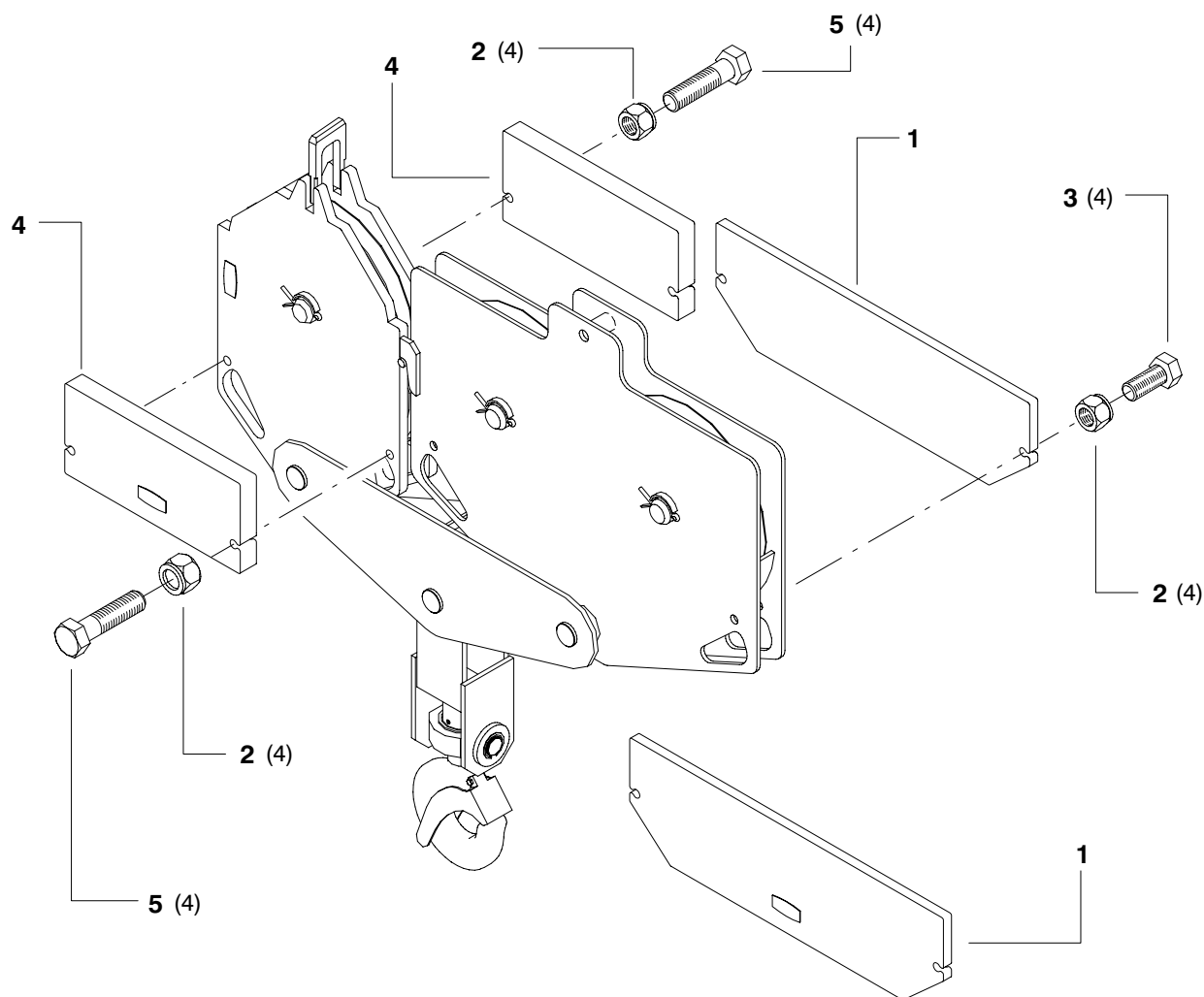
*Original parts or parts validated by POTAIN = SAFETY*

| REP | REFERENCE  | QTE      | QML | PRE | SY | DESIGNATION                    | DESCRIPTION            |
|-----|------------|----------|-----|-----|----|--------------------------------|------------------------|
|     |            | <b>1</b> |     |     |    | <b>NACELLE CHARIOT EQUIPEE</b> | <b>INSPECTION CAGE</b> |
| 1   | C-14680-69 | 1        |     |     |    | NACELLE CHARIOT EQ."GEO"       | INSPECTION CAGE        |
| 2   | J-89109-44 | 1        |     |     |    | NACELLE 480X1060 NUÉ           | INSPECTION CAGE        |
| 3   | D-54484-96 | 1        |     |     |    | CAILLEBOTIS 464X1035           | GRATINGS               |
| 4   | N-23330-63 | 4        |     |     |    | VIS TARAUDEUSE TH 6,3          | SCREW                  |
| 5   | Q-00326-74 | 2        |     |     |    | VIS H M12X35/35 CL5.6          | SCREW                  |
| 6   | G-00347-13 | 2        |     |     |    | RONDELLE W12                   | WASHER                 |
| 7   | N-00341-67 | 2        |     |     |    | ECROU H M12 CL 8               | NUT                    |

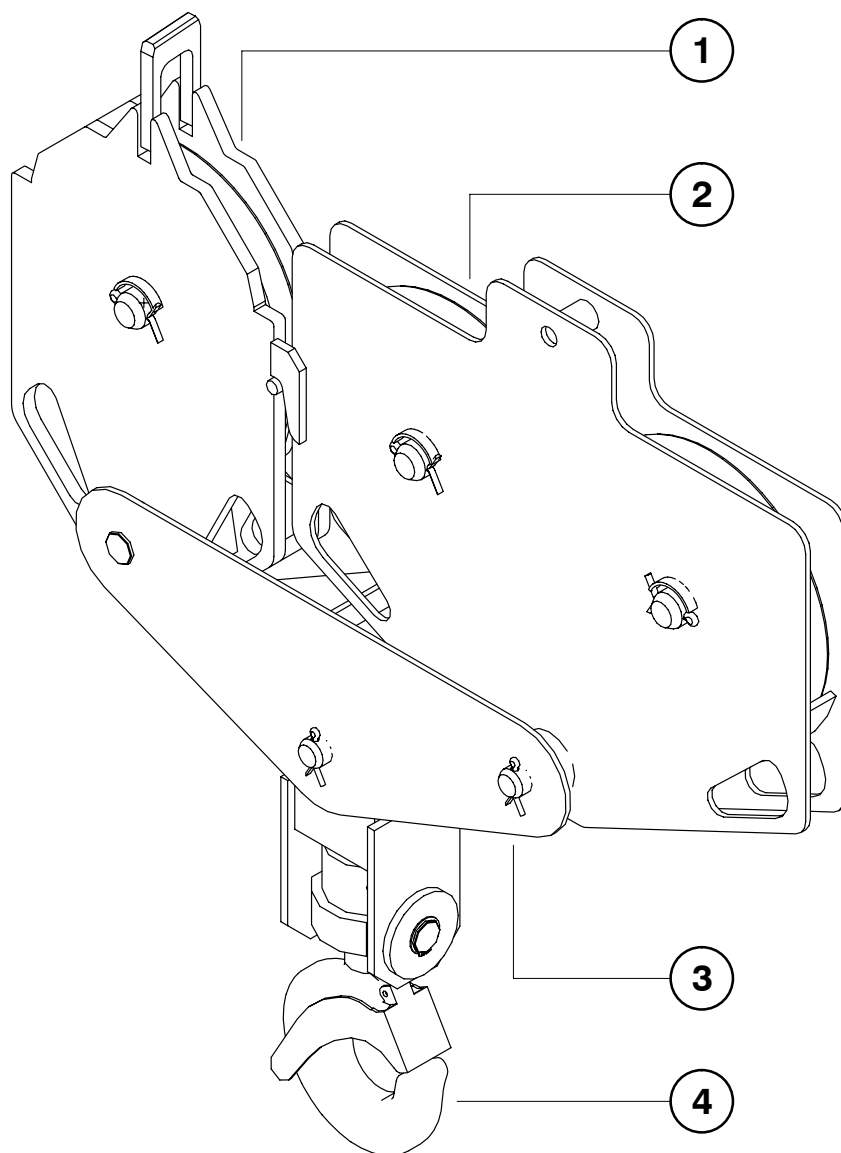


**100KG = A**  
**200KG = A + B**

| REP | REFERENCE      | QTE | PRE | S | DESIGNATION              | BEZEICHNUNG    | DESCRIPTION    |
|-----|----------------|-----|-----|---|--------------------------|----------------|----------------|
|     |                |     | -   |   | <b>LEST DE MOUFLE 2C</b> | <b>BALLAST</b> | <b>BALLAST</b> |
| 001 | 65R-0800-011-0 | 1   | -   |   | LEST DE MOUFLE 2C        | BALLAST        | BALLAST        |

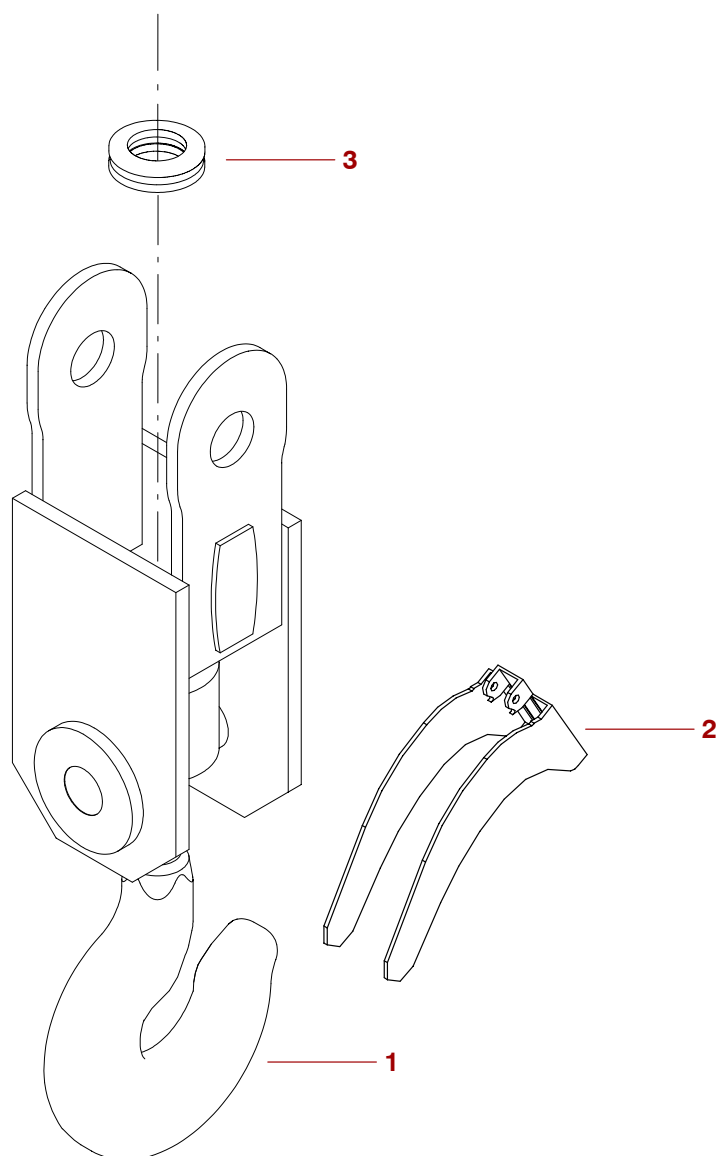


| REP | REFERENCE         | QTE | PRE | S | DESIGNATION | BEZEICHNUNG       | DESCRIPTION    |
|-----|-------------------|-----|-----|---|-------------|-------------------|----------------|
|     | <b>D-77109-83</b> |     | -   |   | <b>LEST</b> | <b>BALLAST</b>    | <b>BALLAST</b> |
| 001 | E-77109-84        | 2   | -   |   | LEST        | BALLAST           | BALLAST        |
| 002 | Q-01345-64        | 8   | -   |   | ECROU-SECUR | SICHERHEITSMUTTER | SAFETY NUT     |
| 003 | B-00327-53        | 4   | -   |   | VIS         | SCHRAUBE          | SCREW          |
| 004 | F-77109-85        | 2   | -   |   | LEST        | BALLAST           | BALLAST        |
| 005 | E-00327-56        | 4   | -   |   | VIS         | SCHRAUBE          | SCREW          |



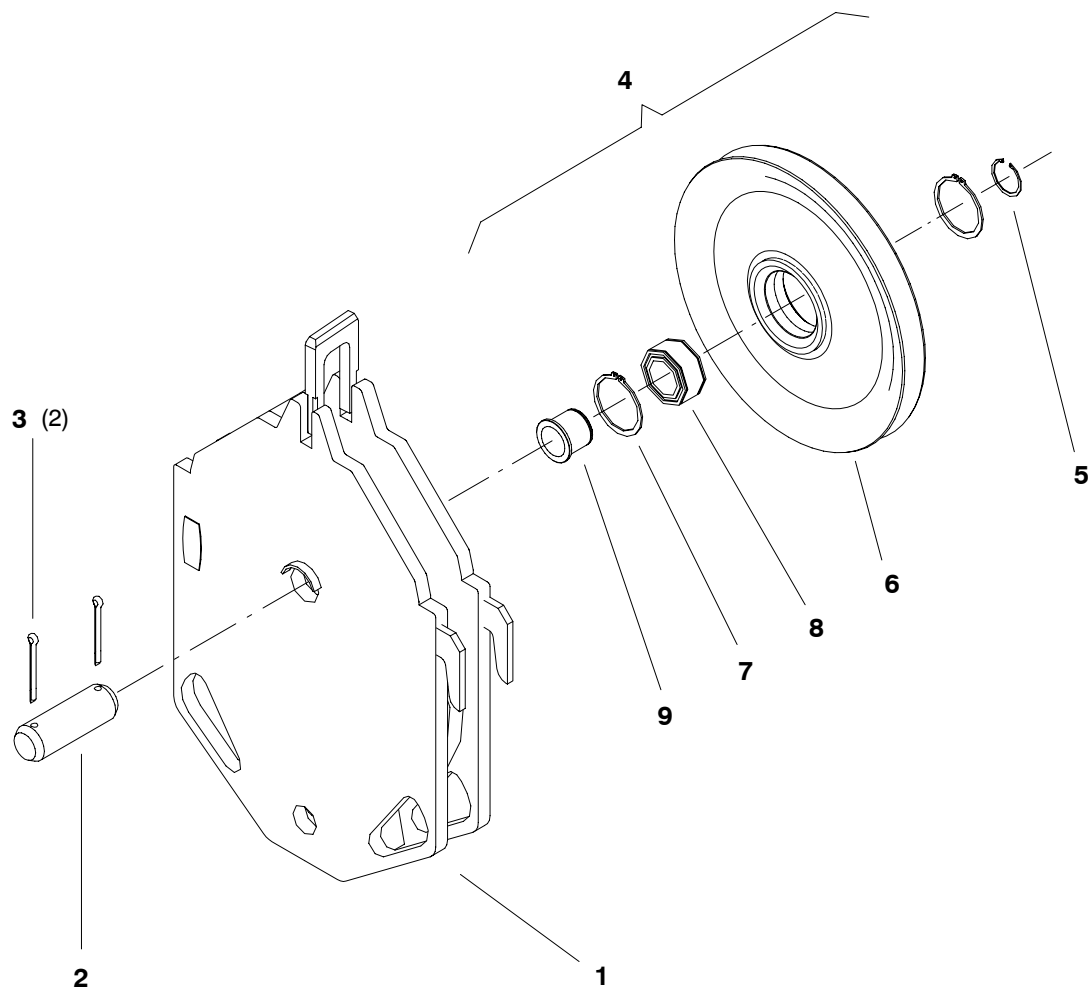
*Original parts or parts validated by POTAIN = SAFETY*

| REP | REFERENCE         | QTE      | QML | PRE | SY | DESIGNATION                 | DESCRIPTION         |
|-----|-------------------|----------|-----|-----|----|-----------------------------|---------------------|
|     | <b>R-94662-17</b> | <b>1</b> |     |     |    | <b>MOUFLE 6-12T COMPLET</b> | <b>PULLEY BLOCK</b> |
| 1   | 65R-0400-018-1    | 1        |     |     |    | MOUFLE ARRIERE EQ           | PULLEY BLOCK        |
| 2   | 65R-0500-072-1    | 1        |     |     |    | MOUFLE AVANT EQ             | PULLEY BLOCK        |
| 3   | 65R-0600-002-0    | 1        |     |     |    | PALONNIER EQUIPE 6T-12T     | YOKE                |
| 4   | 65R-0300-015-1    | 1        |     |     |    | CROCHET 12,5T EQUIPE        | HOOK                |



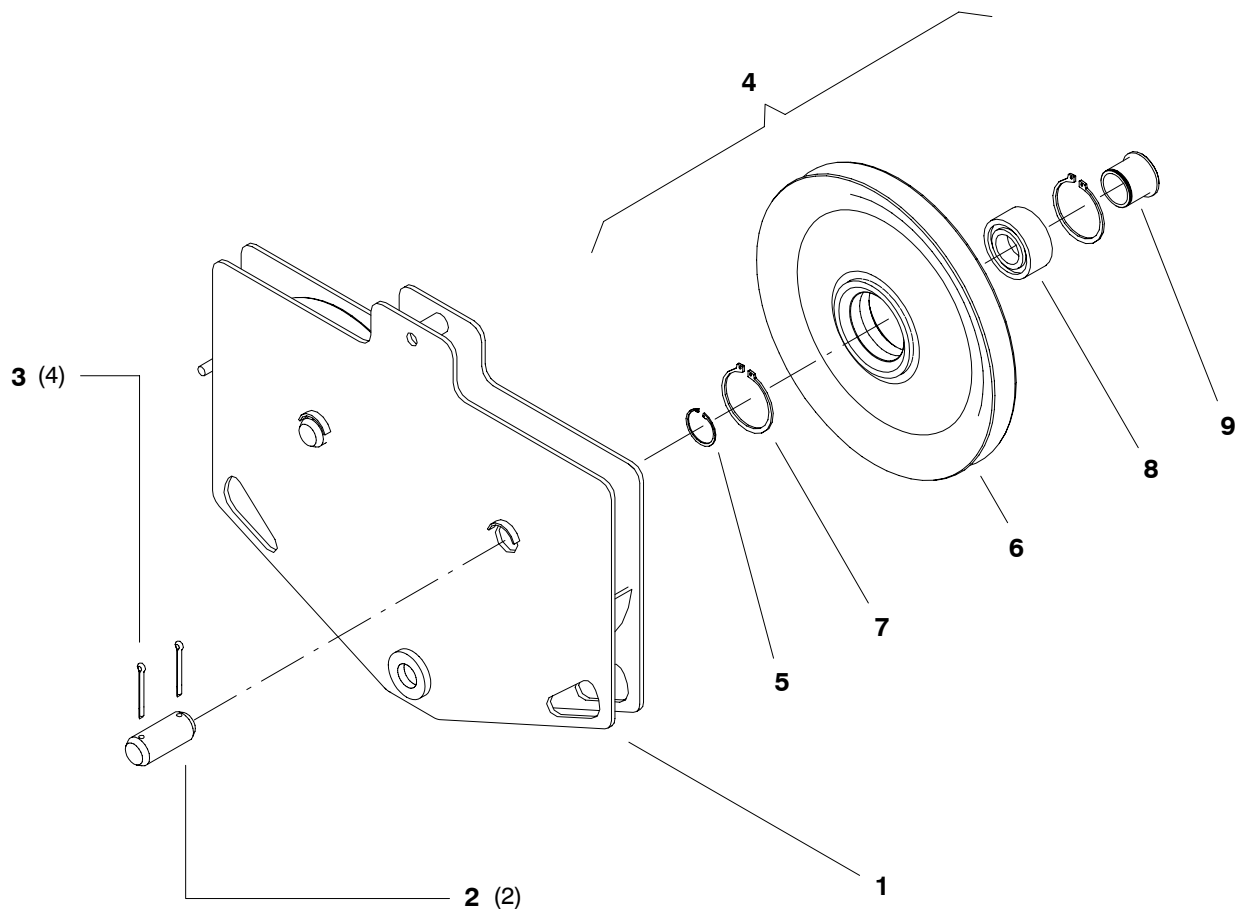
*Original parts or parts validated by POTAIN = SAFETY*

| REP | REFERENCE         | QTE      | QML | PRE | SY | DESIGNATION                     | DESCRIPTION         |
|-----|-------------------|----------|-----|-----|----|---------------------------------|---------------------|
|     | <b>E-26109-64</b> | <b>1</b> |     |     |    | <b>CROCHET COMPLET 12T N.G.</b> | <b>HOOK</b>         |
| 1   |                   | 1        |     |     | SA | CROCHET MANETON 12,5T EQ        | HOOK                |
| 2   | J-06383-04        | 1        |     |     |    | LINGUET GRAVITE CROC 16T        | HOOK SAFETY CATCH   |
| 3   | E-06399-10        | 1        |     |     |    | BUTEE-BILLES 51214              | BALL THRUST BEARING |



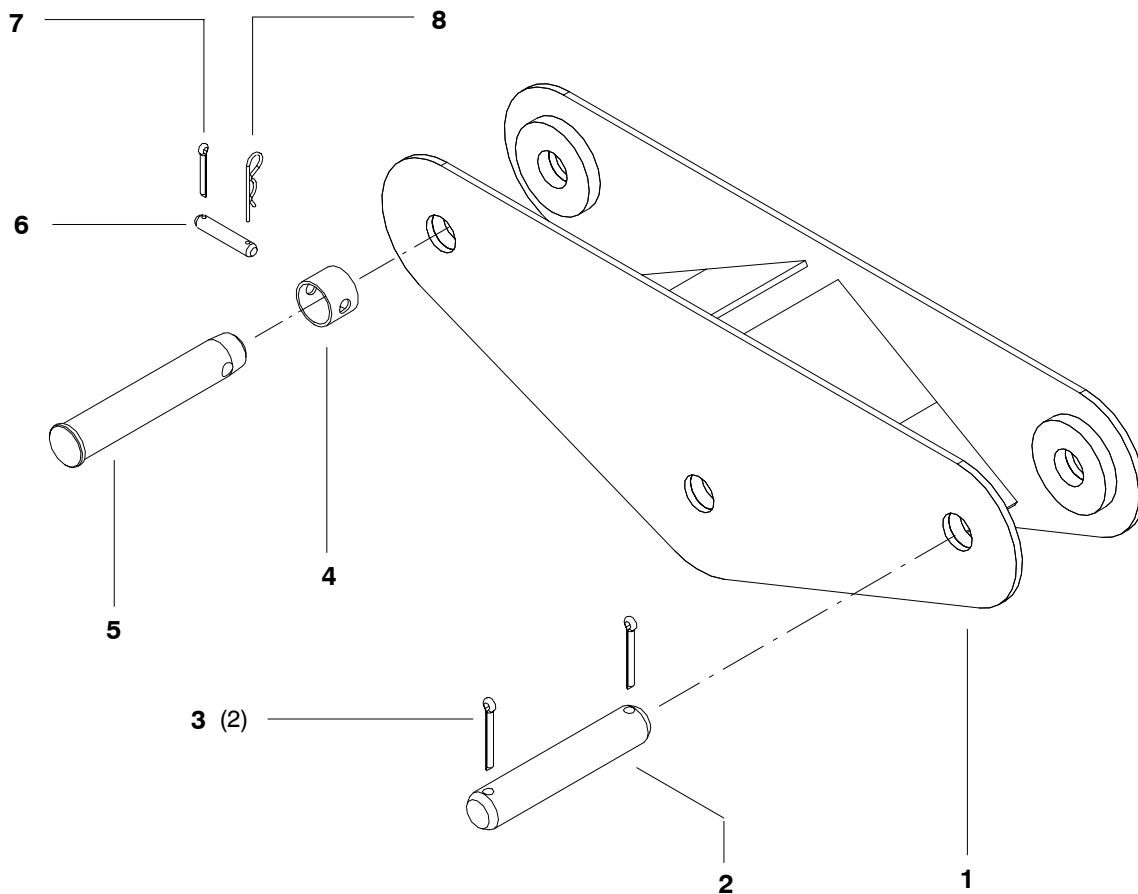
*Original parts or parts validated by POTAIN = SAFETY*

| REP | REFERENCE  | QTE      | QML | PRE | SY | DESIGNATION              | DESCRIPTION         |
|-----|------------|----------|-----|-----|----|--------------------------|---------------------|
|     |            | <b>1</b> |     |     |    | <b>MOUFLE ARRIERE EQ</b> | <b>PULLEY BLOCK</b> |
| 1   | M-19109-66 | 1        |     |     |    | MOUFLE ARRIERE 6-12T     | PULLEY BLOCK        |
| 2   | Q-04276-53 | 1        |     |     |    | AXE 60X120 C             | PIN                 |
| 3   | L-00355-68 | 2        | 50  |     |    | GOUPILLE-V 10X100        | SPLIT PIN           |
| 4   | M-94662-36 | 1        |     |     |    | POULIE D420/490X64 EQ    | PULLEY              |
| 5   | Q-00363-31 | 1        |     |     |    | ANNEAU-D'ARRET 70 E      | LOCKING RING        |
| 6   |            | 1        |     |     | SA | POULIE D420/490 R9,5 NUE | PULLEY              |
| 7   | C-00363-42 | 2        |     |     |    | ANNEAU-D'ARRET 110 E     | LOCKING RING        |
| 8   | M-06398-94 | 1        |     | 3   |    | ROULEMENT NNF 5014 ADA   | BEARING             |
| 8   | R-94662-40 | 1        |     |     |    | MOYEU INT. POULIE D420   | HUB                 |
| 9   | L-99110-78 | 1        |     |     |    | MOYEU INT. POULIE D420   | HUB                 |



*Original parts or parts validated by POTAIN = SAFETY*


| REP | REFERENCE  | QTE | QML | PRE | SY | DESIGNATION              | DESCRIPTION         |
|-----|------------|-----|-----|-----|----|--------------------------|---------------------|
|     |            | 1   |     |     |    | <b>MOUFLE AVANT EQ</b>   | <b>PULLEY BLOCK</b> |
| 1   | R-43110-89 | 1   |     |     |    | MOUFLE AVANT 6-12T       | PULLEY BLOCK        |
| 2   | A-04276-39 | 2   |     |     |    | AXE 60X90 C              | PIN                 |
| 3   | L-00355-68 | 4   | 50  |     |    | GOUPILLE-V 10X100        | SPLIT PIN           |
| 4   | M-94662-36 | 2   |     |     |    | POULIE D420/490X64 EQ    | PULLEY              |
| 5   | Q-00363-31 | 1   |     |     |    | ANNEAU-D'ARRET 70 E      | LOCKING RING        |
| 6   |            | 1   |     |     | SA | POULIE D420/490 R9,5 NUE | PULLEY              |
| 7   | C-00363-42 | 2   |     |     |    | ANNEAU-D'ARRET 110 E     | LOCKING RING        |
| 8   | M-06398-94 | 1   |     | 3   |    | ROULEMENT NNF 5014 ADA   | BEARING             |
| 9   | R-94662-40 | 1   |     |     |    | MOYEU INT. POULIE D420   | HUB                 |



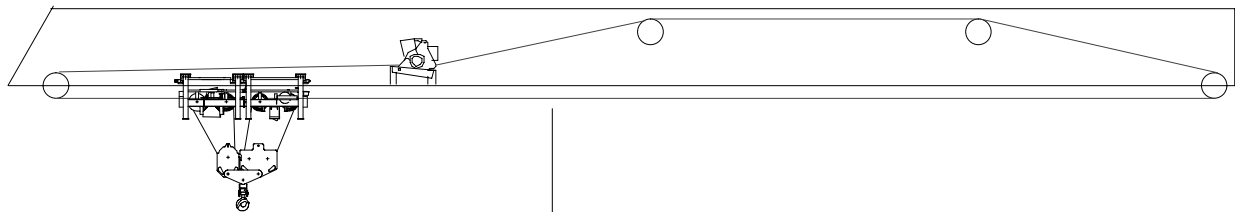
*Original parts or parts validated by POTAIN = SAFETY*

| REP | REFERENCE  | QTE | QML | PRE | SY | DESIGNATION                    | BEZEICHNUNG      | DESCRIPTION  |
|-----|------------|-----|-----|-----|----|--------------------------------|------------------|--------------|
|     |            |     |     | -   |    | <b>PALONNIER EQUIPE 6T-12T</b> | <b>TRAVERSE</b>  | <b>YOKE</b>  |
| 01  | Z-43110-96 | 1   |     | -   |    | PALONNIER 6-12T                | TRAVERSE         | YOKE         |
| 02  | Q-02276-68 | 1   |     | -   |    | AXE 50X180 C                   | ACHSE            | PIN          |
| 03  | J-00355-66 | 2   |     | -   |    | GOUPILLE-V 10X80 NFE27487      | SPLINT           | SPLIT PIN    |
| 04  | C-17109-26 | 1   |     | -   |    | ARRET D'AXE D50                | ARRETIERUNG      | LOCK         |
| 05  | B-17109-25 | 1   |     | -   |    | AXE-TETE D50 SP.               | KOPFACHSE        | HEADED SHAFT |
| 06  | N-10276-06 | 1   |     | -   |    | AXE 14X70 C                    | ACHSE            | PIN          |
| 07  | V-00355-31 | 1   |     | -   |    | GOUPILLE-V 4X28 NFE27487       | SPLINT           | SPLIT PIN    |
| 08  | T-00360-12 | 1   |     | -   |    | GOUPILLE D3 SIMPL ENROUL       | SICHERHEITSSTIFT | SAFETY-PIN   |





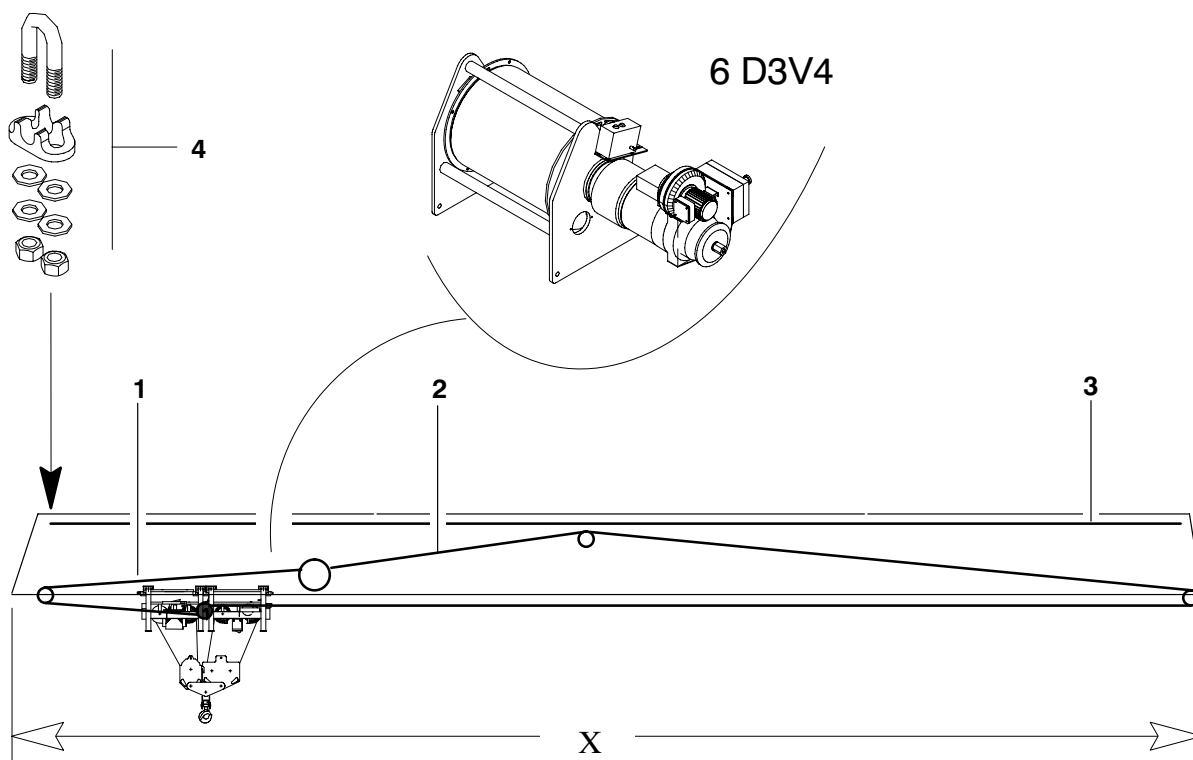
2 66R-0210-091-0



1 66R-0100-045-0

*Original parts or parts validated by POTAIN = SAFETY*

| REP | REFERENCE      | QTE | QML | PRE | SY | DESIGNATION              | DESCRIPTION |
|-----|----------------|-----|-----|-----|----|--------------------------|-------------|
|     |                | 1   |     |     |    | CABLE-METAL 12T 2C/1C    | WIRE ROPE   |
| 1   | 66R-0100-045-0 | 1   |     |     |    | CABLE-METAL DISTRI 2C-1C | WIRE ROPE   |
| 2   | 66R-0210-091-0 | 1   |     |     |    | CABLE-METAL LEVAGE 2C/1C | WIRE ROPE   |

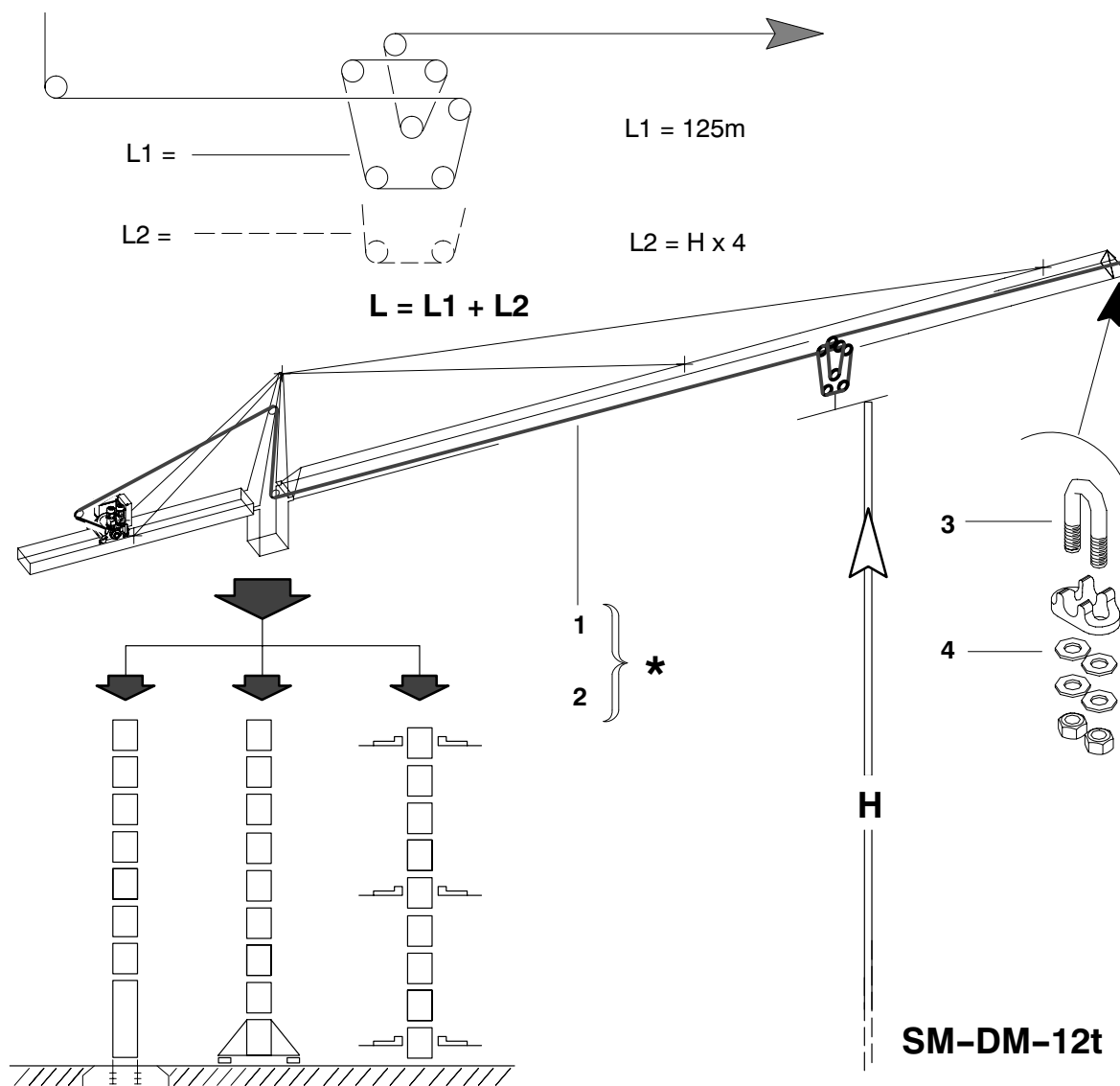


\* N° Code matière  
 N° Materialschlüssel  
 N° Material code

|      |     |              |     |     |     |     |      |      |      |      |
|------|-----|--------------|-----|-----|-----|-----|------|------|------|------|
| Rep. | X → | 30m          | 35m | 40m | 45m | 50m | 55m  | 60m  | 65m  | 70m  |
| 1    | L   | 85m          | 85m | 85m | 85m | 85m | 85m  | 85m  | 85m  | 85m  |
|      | N°  | D-78313-42   |     |     |     |     |      |      |      |      |
| 2    | L   | 55m          | 65m | 75m | 85m | 95m | 105m | 115m | 125m | 135m |
|      | N°  | M-00044-04 * |     |     |     |     |      |      |      |      |
| 3    | L   | 74m          | 74m | 74m | 74m | 74m | 74m  | 74m  | 74m  | 74m  |
|      | N°  | Z-53313-76   |     |     |     |     |      |      |      |      |

*Original parts or parts validated by POTAIN = SAFETY*


| REP | REFERENCE  | QTE | QML | PRE | SY | DESIGNATION      | BEZEICHNUNG | DESCRIPTION  |
|-----|------------|-----|-----|-----|----|------------------|-------------|--------------|
|     |            |     |     | -   |    | CABLE-METALLIQUE | SEIL        | ROPE         |
| 001 | D-78313-42 | 1   |     | -   |    | CABLE            | KABEL       | CABLE        |
| 002 | M-00044-04 | 1   |     | -   |    | CABLE            | SEIL        | ROPE         |
| 003 | W-18044-85 | 1   |     | -   |    | CABLE            | SEIL        | ROPE         |
| 004 | R-00368-38 | 4   |     | -   |    | SERRE-CABLE      | SEILKLEMME  | BULLDOG GRIP |



\*  $\left\{ \begin{array}{l} H < \text{ou} = \text{\AA} \text{ autonomie} + 15m = P-61044-66 - H > \text{ou} = \text{\AA} \text{ autonomie} + 15m = A-01044-43 \\ H < \text{oder} = \text{freistehende H\H{o}he} + 15m = P-61044-66 - H > \text{oder} = \text{freistehende H\H{o}he} + 15m = A-01044-43 \\ H < \text{or} = \text{free standing height} + 15m = P-61044-66 - H > \text{or} = \text{free standing height} + 15m = A-01044-43 \end{array} \right.$

*Original parts or parts validated by POTAIN = SAFETY*

| REP | REFERENCE  | QTE | QML | PRE | SY | DESIGNATION                     | DESCRIPTION      |
|-----|------------|-----|-----|-----|----|---------------------------------|------------------|
|     |            | 1   |     |     |    | <b>CABLE-METAL LEVAGE 2C/1C</b> | <b>WIRE ROPE</b> |
| 1   | P-61044-66 | 1   |     |     |    | CABLE-METAL ANTI D18            | WIRE ROPE        |
| 2   | A-01044-43 | 1   |     |     |    | CABLE-METAL ANTI D18            | WIRE ROPE        |
| 3   | W-00368-43 | 4   | 10  |     |    | SERRE-CABLE 18                  | BULLDOG GRIP     |
| 4   | X-00350-04 | 4   | 100 |     |    | RONDELLE M12 N                  | WASHER           |



*Original parts or parts validated by POTAIN = SAFETY*

| REP | REFERENCE      | QTE | QML | PRE | SY | DESIGNATION              | DESCRIPTION          |
|-----|----------------|-----|-----|-----|----|--------------------------|----------------------|
|     |                | 1   |     |     |    | TELESCOPAGE KIT 2M MC310 | TELESCOP.ACCESSORIES |
| 1   | 76R-0900-005-0 | 1   |     |     |    | KIT TELESCOPAGE 2M MC310 | KIT                  |



*Original parts or parts validated by POTAIN = SAFETY*

| REP | REFERENCE         | QTE      | QML | PRE | SY | DESIGNATION               | DESCRIPTION |
|-----|-------------------|----------|-----|-----|----|---------------------------|-------------|
|     | <b>R-95109-98</b> | <b>1</b> |     |     |    | <b>KIT TELESCOPAGE 2M</b> | <b>KIT</b>  |
| 1   | P-95109-96        | 1        |     |     |    | PLATEFORME LAT CAGE       | PLATFORM    |
| 2   | Q-95109-97        | 1        |     |     |    | PLATEFORME ACCES POUTRE   | PLATFORM    |
| 3   | E-09479-95        | 1        |     |     |    | ECHELLE 3M 10-1A-3 EQU    | LADDER      |
| 4   | C-95109-85        | 4        |     |     |    | RAMBARDE LG 1332          | GRAB RAIL   |
| 5   | J-01124-78        | 2        |     |     |    | RAMBARDE L 700            | GRAB RAIL   |
| 6   | N-95109-95        | 4        |     |     |    | SUPPORT LG.1558           | SUPPORT     |
| 7   | E-95109-87        | 2        |     |     |    | SUPPORT PLATEFORME        | SUPPORT     |
| 10  | A-47110-21        | 1        |     |     |    | FIXATION ECHELLE GAUCHE   | BRACKET     |
| 11  | B-47110-22        | 1        |     |     |    | FIXATION ECHELLE DROITE   | BRACKET     |
| 12  | D-95109-86        | 1        |     |     |    | TRAPPE                    | TRAP-DOOR   |
| 13  | D-00276-95        | 2        |     |     |    | AXE 12X30 C               | PIN         |
| 14  | A-03369-96        | 2        | 20  |     |    | BRIDE FIXATION ECHELLE    | BRACKET     |
| 15  | G-01235-39        | 2        | 20  |     |    | COIN TOLE                 | WEDGE       |

../..



*Original parts or parts validated by POTAIN = SAFETY*

| REP | REFERENCE  | QTE | QML | PRE | SY | DESIGNATION              | DESCRIPTION |
|-----|------------|-----|-----|-----|----|--------------------------|-------------|
| 16  | B-95109-84 | 1   |     |     |    | BARRE DE LIAISON         | BAR         |
| 17  | L-95101-42 | 1   |     |     |    | SUPPORT ECHELLE H10 FIXE | SUPPORT     |
| 18  | G-00347-13 | 6   |     |     |    | RONDELLE W12             | WASHER      |
| 19  | H-00338-40 | 4   |     |     |    | VIS H M12X30/30 CL8.8    | SCREW       |
| 20  | N-00341-67 | 8   |     |     |    | ECROU H M12 CL 8         | NUT         |
| 21  | H-00335-18 | 4   |     |     |    | BOULON H M20X50 CL5-6    | BOLT        |
| 23  | G-00334-71 | 12  |     |     |    | BOULON H M14X70 CL5-6    | BOLT        |
| 24  | W-07267-74 | 12  |     |     |    | CAVALIER-SERRE-TUBE L156 | PIPE CLAMP  |
| 25  | H-00347-14 | 24  | 100 |     |    | RONDELLE W14             | WASHER      |
| 26  | K-00355-21 | 4   | 100 |     |    | GOUPILLE-V               | SPLIT PIN   |
| 27  | J-00355-66 | 12  |     |     |    | GOUPILLE-V 10X80         | SPLIT PIN   |
| 28  | L-33276-27 | 8   |     |     |    | AXE 20X90 L              | PIN         |
| 29  | H-00355-42 | 16  |     |     |    | GOUPILLE-V 5X45 NFE27487 | SPLIT PIN   |
| 30  | E-01338-87 | 2   | 10  |     |    | VIS H M12X110 CL8.8      | SCREW       |
| 31  | Z-01341-12 | 8   |     |     |    | ECROU H M20 CL 8         | NUT         |
| 32  | N-00326-72 | 2   |     |     |    | VIS H M12X50 CL5-6       | SCREW       |
| 33  | X-00350-04 | 2   | 100 |     |    | RONDELLE M12 N           | WASHER      |
| 34  | A-00350-06 | 2   |     |     |    | RONDELLE M16 N           | WASHER      |