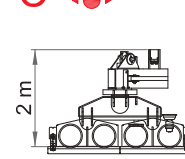
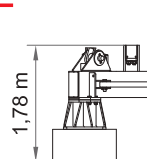
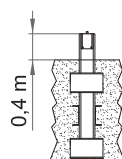
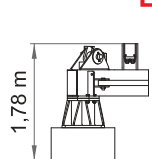
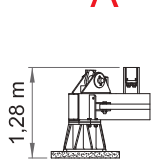

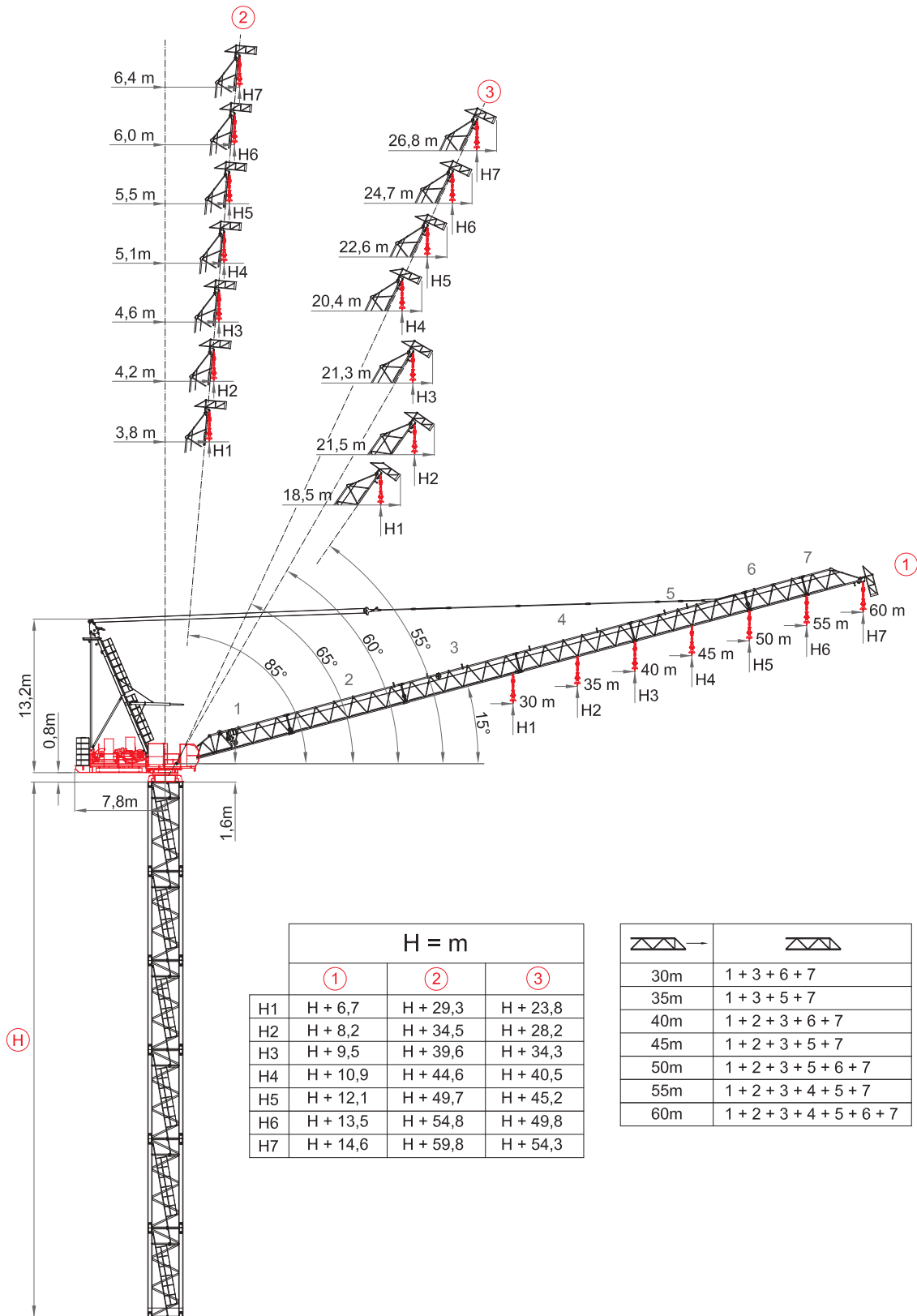


D




EN 14439-FEM 1005



- ① Pluma maxima - Portée maxi - Sbraccio massimo - Maximum jib - Max. Ausleger
- ② Pluma min. en servicio - Portée min. in service - Minimum jib (in service) - Sbraccio min. in servizio - Mindest. Ausleger in Betrieb
- ③ Pluma min. fuera de servicio - Portée min. hors service - Minimum jib (out of service) - Sbraccio min. fuori servizio - Mindest. Ausleger ausser Betrieb
- Ⓜ Altura torre - Hauteur mat - Tower height - Altezza torre - Turmhohe


Curvas de cargas - Load diagrams - Lastkurven - Courbes de charges - Curve di carico - График грузоподъёмности

60 m




10	15	20	25	30	31,6	35	40	45	50	55	60	m
8000	8000	8000	8000	8000	8000	6879	5500	4434	3583	2888	2300	Kg
10	15	20	25	30	30,7	35	40	45	50	55	60	m
8000	8000	8000	8000	8000	8000	6532	5197	4165	3342	2669	2100	Kg
10	15	20	24	25	30	35	40	45	50	55	60	m
12000	12000	12000	12000	11371	8743	6887	5506	4437	3585	2889	2300	Kg
10	15	20	23,8	25	30	35	40	45	50	55	60	m
12000	12000	12000	12000	11229	8584	6717	5327	4251	3394	2693	2100	Kg

55 m




10	15	20	25	30	31,6	35	40	45	50	55	m
8000	8000	8000	8000	8000	8000	6940	5586	4539	3702	3000	Kg
10	15	20	25	30	30,8	35	40	45	50	55	m
8000	8000	8000	8000	8000	8000	6622	5309	4293	3481	2800	Kg
10	15	20	23,9	25	30	35	40	45	50	55	m
12000	12000	12000	12000	11346	8768	6947	5591	4541	3703	3000	Kg
10	15	20	23	25	30	35	40	45	50	55	m
12000	12000	12000	12000	11203	8607	6773	5408	4352	3508	2800	Kg

50 m



10	15	20	25	30	31,7	35	40	45	50	m
8000	8000	8000	8000	8000	8000	6923	5591	4558	3700	Kg
10	15	20	25	30	30,3	35	40	45	50	m
8000	8000	8000	8000	8000	8000	6634	5338	4334	3500	Kg
10	15	20	23,4	25	30	35	40	45	50	m
12000	12000	12000	12000	11258	8721	6928	5593	4559	3700	Kg
10	15	20	23,4	25	30	35	40	45	50	m
12000	12000	12000	12000	11100	8548	6746	5404	4364	3500	Kg
10	15	18,5	20	25	30	35	40	45	50	m
16000	16000	16000	14973	11088	8541	6741	5401	4363	3500	Kg











45 m



10	15	20	25	30	32,9	35	40	45	m
8000	8000	8000	8000	8000	8000	7499	6122	5000	Kg
10	15	20	25	30	32,3	35	40	45	m
8000	8000	8000	8000	8000	8000	7238	5895	4800	Kg
10	15	20	24,7	25	30	35	40	45	m
12000	12000	12000	12000	11969	9352	7502	6124	5000	Kg
10	15	20	24	25	30	35	40	45	m
12000	12000	12000	12000	11803	9173	7314	5929	4800	Kg
10	15	19,7	20	25	30	35	40	45	m
16000	16000	16000	15800	11794	9167	7311	5928	4800	Kg











40 m



10	15	20	25	30	34,4	35	40	m	
8000	8000	8000	8000	8000	8000	7897	6400	Kg	
10	15	20	25	30	33,5	35	40	m	
8000	8000	8000	8000	8000	8000	7666	6200	Kg	
10	15	20	25	25,6	30	35	40	m	
12000	12000	12000	12000	12000	9789	7899	6400	Kg	
10	15	20	24	25	30	35	40	m	
12000	12000	12000	12000	12000	9604	7706	6200	Kg	
10	15	17	20,2	25	30	35	40	m	
16000	16000	16000	16000	12280	9600	7704	6200	Kg	











35 m




10	15	18	20	25	30	35	m	
8000	8000	8000	8000	8000	8000	8000	Kg	
10	15	18	20	25	30	35	m	
8000	8000	8000	8000	8000	8000	8000	Kg	
10	15	20	25	25,8	30	35	m	
12000	12000	12000	12000	12000	10010	8000	Kg	
10	15	20	25	25,8	30	35	m	
12000	12000	12000	12000	12000	10055	8000	Kg	
10	15	20	20,5	25	30	35	m	
16000	16000	16000	16000	12756	10053	8000	Kg	


30 m







10	15	18	20	25	30	m	
8000	8000	8000	8000	8000	8000	Kg	
10	15	18	20	25	30	m	
8000	8000	8000	8000	8000	8000	Kg	
10	15	20	22,2	25	30	m	
12000	12000	12000	12000	10420	8000	Kg	
10	15	20	22,2	25	30	m	
12000	12000	12000	12000	10475	8000	Kg	
10	15	17,7	20	25	30	m	
16000	16000	16000	13948	10472	8000	Kg	







Mecanismos - Mechanisms - Antriebe - Mécanismes - Meccanismi - Приводы



	60 m			55 m			50 m			45 m		
	A	B	C	A	B	C	A	B	C	A	B	C
	1	4	1	1	4	1	1	4	-	1	4	-
	26450 Kg			26450 Kg			24200 Kg			24200 Kg		

	40 m			35 m			30 m		
	A	B	C	A	B	C	A	B	C
	1	4	-	1	3	1	1	3	1
	24200 Kg			21950 Kg			21950 Kg		






Bloque de contrapeso - Counterweight blocks - Gegengewichtsblöcke - Bloc de contrepoid - Blocco di contrappeso - Плиты противовеса

90 Hp (67Kw)-INV LEBUS 700m																
	H.B.G 350m Ø16						H.B.G 230m Ø16									
		m/min	0-39,8	0-120	0-159	0-26,5	0-80	0-106		Kg	8000	2300	1450	12000	3450	2150
		Kw	67	67	67	67	67	67		Kw	67	67	67	67	67	67

									
	1,7 min. de 15° a 85° 1,7 minutes from 15° to 85°								
		Kw	67						
		r.p.m	0-0,72						
	Kw	2 x 10,8							
	m/min	0-24							
	Kw	2 x 10,8							

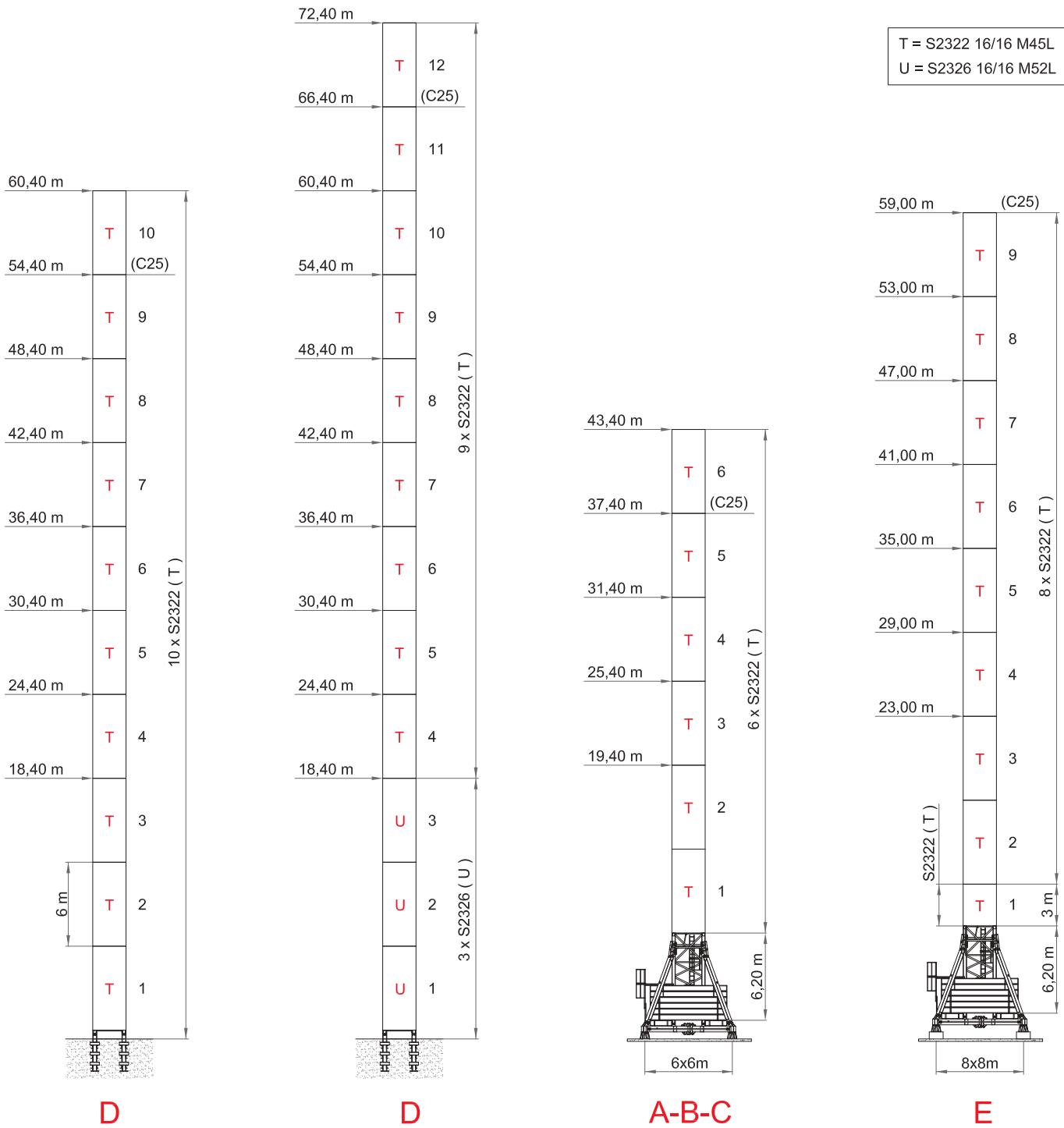
	2000/14/CEE 2005/88/CEE		2006/95 /CEE	400 V 50 Hz 60 Hz	100m 4x95mm ²
---	----------------------------	---	-----------------	-------------------------	-----------------------------

450 kVA	150 KW
---------	--------

-  Elevación / Hoisting / Heben / Levage / Sollevamento
-  Elevación de pluma / Luffing / Ausleger-Einziehen / Relevance / Brandeggio
-  Orientación / Slewing / Schwenken / Orientation / Rotazione
-  Traslacion / Travelling / Schienenfahren / Translation / Traslazione
-  Cable / Rope / Seil / Câble / Fune

FEM 1005 / EN 14439 - Mástil - Masts - Maste - Mat - Torre - Комплектация башни

T = S2322 16/16 M45L
U = S2326 16/16 M52L



(m)	max. H(m)	
	FEM 1005 C25	FEM 1001
30	54,40	60,40
35	54,40	60,40
40	54,40	54,40
45	48,40	54,40
50	48,40	54,40
55	48,40	48,40
60	42,40	42,40

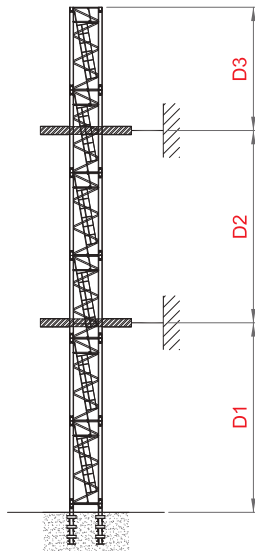
(m)	max. H(m)	
	FEM 1005 C25	FEM 1001
30	66,40	72,40
35	66,40	72,40
40	60,40	66,40
45	60,40	66,40
50	60,40	60,40
55	54,40	60,40
60	-	54,40

(m)	max. H(m)	
	FEM 1005 C25	FEM 1001
30	37,40	43,40
35	37,40	37,40
40	37,40	37,40
45	31,40	31,40
50	31,40	31,40
55	31,40	31,40
60	25,40	25,40

(m)	max. H(m)	
	FEM 1005 C25	FEM 1001
30	59,00	59,00
35	53,00	59,00
40	53,00	59,00
45	53,00	53,00
50	47,00	53,00
55	47,00	53,00
60	41,00	41,00

Proceso de trepado - Climbing - Kletterkrane - Telescopable - Sopralzo idraulico - Процесс наращивания крана

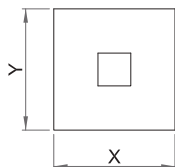
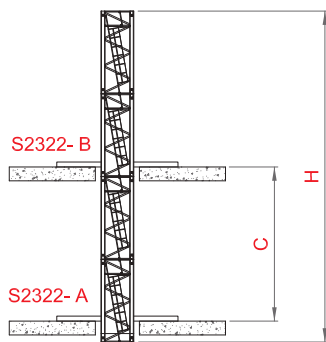
TREPADO EXTERNO / EXTERNAL CLIMBING / GEANKERTER KRAN /
GRUE ANDRÉE / GRU ANCORATA / ВОСХОЖДЕНИЕ ЭКСТЕРНО




"T"
S 23 22

	D1 min/max	D2 min/max	D3 max
			
30m	36m/48m	24m/36m	36
35m	36m/42m	24m/36m	36
40m	36m/42m	24m/36m	36
45m	30m/36m	24m/36m	36
50m	30m/36m	24m/36m	36
55m	30m/36m	24m/36m	36
60m	24m/30m	24m/30m	30

TREPADO INTERNO / BOTTOM CLIMBING CRANE / KLETTERRKRANE IM GEBÄUDE / TÉLESCOPAGE SUR DALLES /
GRU CLIMBING / ВНУТРЕННИЙ ПРОЦЕСС ТЕЛЕСКОПИРОВАНИЯ

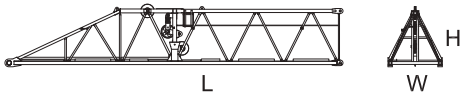
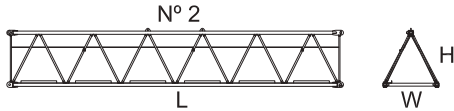
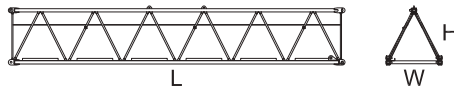
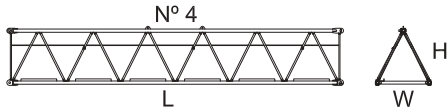
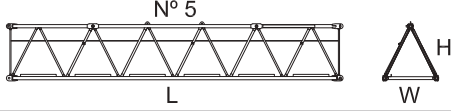
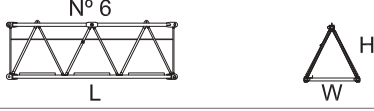
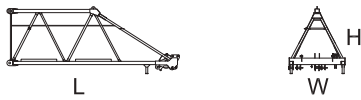
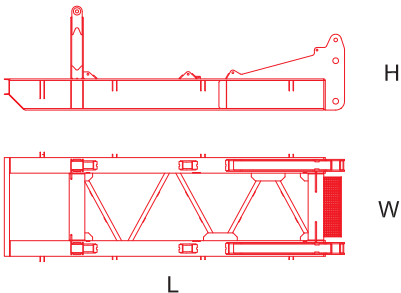


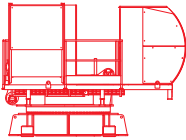
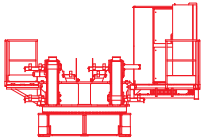
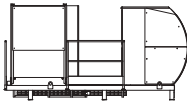
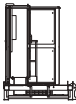
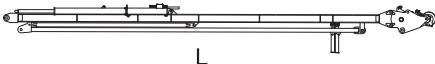
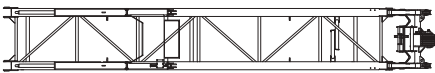
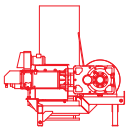

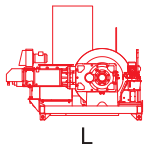
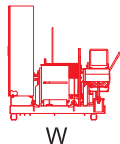
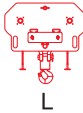



	C (m)	H (m)	
			
	30m	10	42
		12	48
		14	54
16		54	
30m 40m	10	36	
	12	42	
	14	48	
	16	48	
45m 50m 55m 60m	10	30	
	12	36	
	14	42	
	16	42	

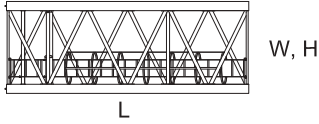

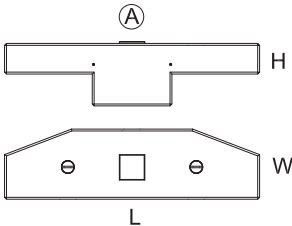
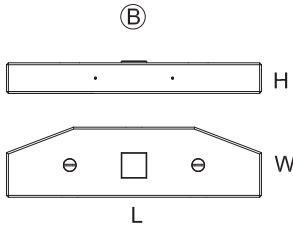
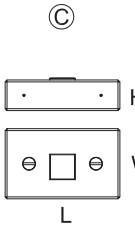
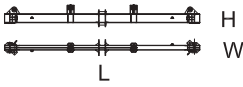
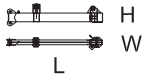

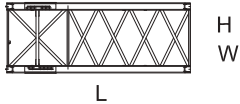

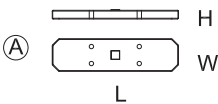
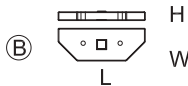
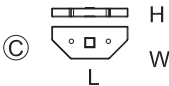
X (m)	3
Y (m)	2,5

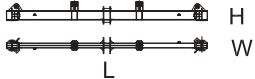
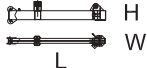

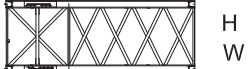

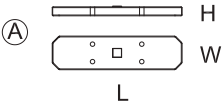
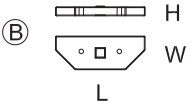
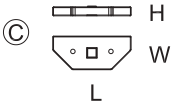
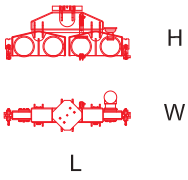

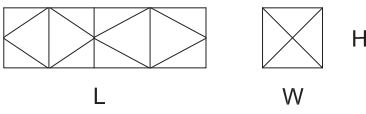
ⓘ Consultarnos - Consultateci - Consult us - Nous consulter - Auf anfrage -
Другие высоты подъема и наращивание крана по запросу

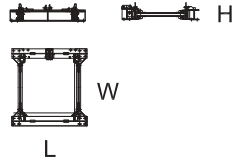
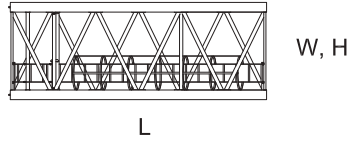
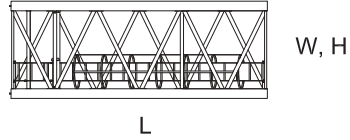
Dimensiones y transporte - dimensions and transport - Abmessungen und Transport - dimensions et des transports - dimensioni e trasporti - Размеры и транспорта

	L(m)	W(m)	H(m)	Peso(Kg)
<p>Pluma tramo primero / Jib heel section / Ausleger-Anlenkstück / Pied de fleche / Settore articolato di braccio / Корневая секция стрелы</p> 	10,4	1,77	1,76	2280
<p>Elemento intermedio de pluma / Intermediate jib section / Ausleger-Zwischenstück / Élément interm. de fleche / Spezzone di braccio / Промежуточная секция стрелы</p> <p>Nº 2</p> 	10,37	1,72	1,76	1425
<p>Elemento intermedio de pluma / Intermediate jib section / Ausleger-Zwischenstück / Élément interm. de fleche / Spezzone di braccio / Промежуточная секция стрелы</p> <p>Nº 3</p> 	10,37	1,72	1,76	1370
<p>Elemento intermedio de pluma / Intermediate jib section / Ausleger-Zwischenstück / Élément interm. de fleche / Spezzone di braccio / Промежуточная секция стрелы</p> <p>Nº 4</p> 	10,37	1,72	1,76	1120
<p>Elemento intermedio de pluma / Intermediate jib section / Ausleger-Zwischenstück / Élément interm. de fleche / Spezzone di braccio / Промежуточная секция стрелы</p> <p>Nº 5</p> 	10,37	1,72	1,76	1185
<p>Elemento intermedio de pluma / Intermediate jib section / Ausleger-Zwischenstück / Élément interm. de fleche / Spezzone di braccio / Промежуточная секция стрелы</p> <p>Nº 6</p> 	5,27	1,72	1,76	640
<p>Elemento final de pluma / Intermediate jib section / Ausleger-Zwischenstück / Élément interm. de fleche / Spezzone di braccio / Промежуточная секция стрелы</p> 	5,31	1,72	1,76	910
<p>Contrapluma / Counter-jib / Gegenausleger / Contre-fleche / Controbraccio / Консоль противовеса</p> 	6,55	2,10	2,00	6135

	L(m)	W(m)	H(m)	Peso(Kg)
Unidad de rotacion / Complete slewing unit / Drehbühne / Orientation / Rotazione / Оголовок башни	 L	 W	H	13500
Cabina y soporte / Cabin and platform / Kabine und wartungs / Cabine et support / Cabina e supporto / Кабина с основой	 L	 W	H	1835
Cabalete de pluma / Jib gantry / Auslegerabspannbock / Chevalet de haubange de flèche / Tirante braccio / портал стрелы	 L	 W	H	6500
Equipo de elevacion / Hoist winch / Heben / Levage / Sollevamento / подъёмник	 L	 W	H	3250
Equipo de Pluma abatible / Luffing winch / Einziehwerk / Relevage / Brandeggio / Стрелоподъемный механизм	 L	 W	H	3500
Gancho Inferior / Lower Hook / Den unteren Haken / Crochet inférieure / Gancio inferiore / Нижний крюк	 L	 W	H	425
Gancho Superior / Upper Hook / Oberen Haken / Crochet supérieur / Gancio superiore / Верхний крюк	 L	 W	H	238

	L(m)	W(m)	H(m)	Peso(Kg)	
Elemento de torre S23 / Tower section S23 / Turmstück S23 / Élément de mât S23 / Elemento di torre S23 / Башенные секции S23					
	T	3	2,27	2,29	3250
	T	6	2,27	2,29	4650
	U	6	2,31	2,34	6198
Elemento de empotre / Foundation anchor / Fundamentanker / Pieds de scellement / El anegare / Анкерные крепления					
	S75R16/22	0,5	0,5	2	2840
	S75R16/26	0,5	0,5	2,4	3160
	DIMA	2,31	2,34	0,8	1650
Bloque de contrapeso / Counterweight blocks / Gegengewichtsblöcke / Bloc de contreponds / Blocco di contrappeso / Плита противовеса					
	A	4	1,1	1,01	6200
	B	4	1,1	0,51	4500
	C	1,8	1,1	0,51	2250
Base C60T / Crossbase C60T / Fundamentkreuz C60T / Châsis C60T / Carro base C60T					
		9	0,72	0,83	2604
	(x2)	4,38	0,67	0,83	930
	(x4)	5,38	0,28	0,28	560
		6	2,27	2,29	5900
	(x4)	0,65	0,65	0,45	315
Bloque lastre de base C60T / Base ballast block C60T / Grundballastblöcke C60T / Bloc de lest de base C60T / Blocco di zavorra alla base C60T / Плиты балласта опорной рамы					
	A	5,8	1,5	0,43	8000
	B	4	1,5	0,43	4900
	C	3,5	1,5	0,43	4200

	L(m)	W(m)	H(m)	Peso(Kg)
Base C80T / Crossbase C80T / Fundamentkreuz C80T / Châsis C80T / Carro base C80T				
	11,8	0,72	0,83	2900
	(x2) 5,9	0,67	0,83	1420
	(x4) 5,38	0,28	0,28	900
	6	2,27	2,29	6500
	(x4) 0,65	0,65	0,45	230
Bloque lastre de base C80T / Base ballast block C80T / Grundballastblöcke C80T / Bloc de lest de base C80T / Blocco di zavorra alla base C80T / Плиты балласта опорной рамы C80T				
	A 5,8	1,5	0,43	8000
	B 4	1,5	0,43	4900
	C 3,5	1,5	0,43	4200
Traslacion / Travelling bogies / Kranfahren / Traslacion / Traslazione				
	(x4) 2,94	1,25	0,97	3102
Marco trepado externo / Tie-frame / Cadre d'encrage externe / Sopralzo con ancoraggio esterno / внешняя рамка пристежки				
	3,52	3,49	0,42	3900
Jaula de telescopaje tipo S23 / Climbing cage type S23 / Hydraulikbühne S23 / Cage de telescopage type S23 / Gabbia di montaggio S23 / Монтажная обойма S23				
Completa / Full / Vollständige / Complete / completa / полный 	11,6	3,2	3,3	13500
Estructura / Steel frame / Struktur / Construction / Struttura / структура				9550
Hidraulico y accesorios / Hydraulic and accessories / Hydraulik-und Zubehör / hydraulique et accessoires / idrauliche ed accessori / Гидравлические и аксессуары				3950

	L(m)	W(m)	H(m)	Peso(Kg)
<p>Marco trepado interno S23 / Floor climbing frame S23 / Cadre d'encrage interne S23 / Sopralzo interno S23 / внутренняя рамка пристежки S23</p> 	3,2	2,8	0,6	4720
<p>Hidraulico y accesorios / Hydraulic and accessories / Hydraulik-und Zubehör / hydraulique et accessoires / idrauliche ed accessori / Гидравлические и аксессуары</p>				3081
<p>Tramo trep. A S23 / Tower section A S23 / Turmstück A S23 / Élément de mât A S23 / Elemento di torre a S23 / Башенные секции A S23</p> 	A 6	2,27	2,29	4854
<p>Tramo trep. B S23 / Tower section B S23 / Turmstück B S23 / Élément de mât B S23 / Elemento di torre B S23 / Башенные секции B S23</p> 	B 6	2,27	2,29	4850



40" HC x 9 - HBG 36 mt



x 8 - HBG 36 mt

ESPECIFICACIONES SUJETAS A MODIFICACIONES SIN PREVIO AVISO.
 Specifications subject to modification without notice.
 Obiges kann ohne berstaendigung geaendert werden.
 Specifications susceptibles de modification sans avis préalable.
 Specifiche suscettibili di variazioni senza preavviso.

DECLINAMOS TODA RESPONSABILIDAD DERIVADA DE LA INFORMACION PROPORCIONADA.

This information is supplied without liability.
 Sämtliche Angaben erfolgen ohne Gewähr.
 Ces renseignements sont sans garantie.
 Le indicazioni contenute si intendono salvo errori ed omissioni.