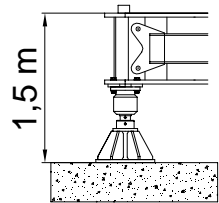
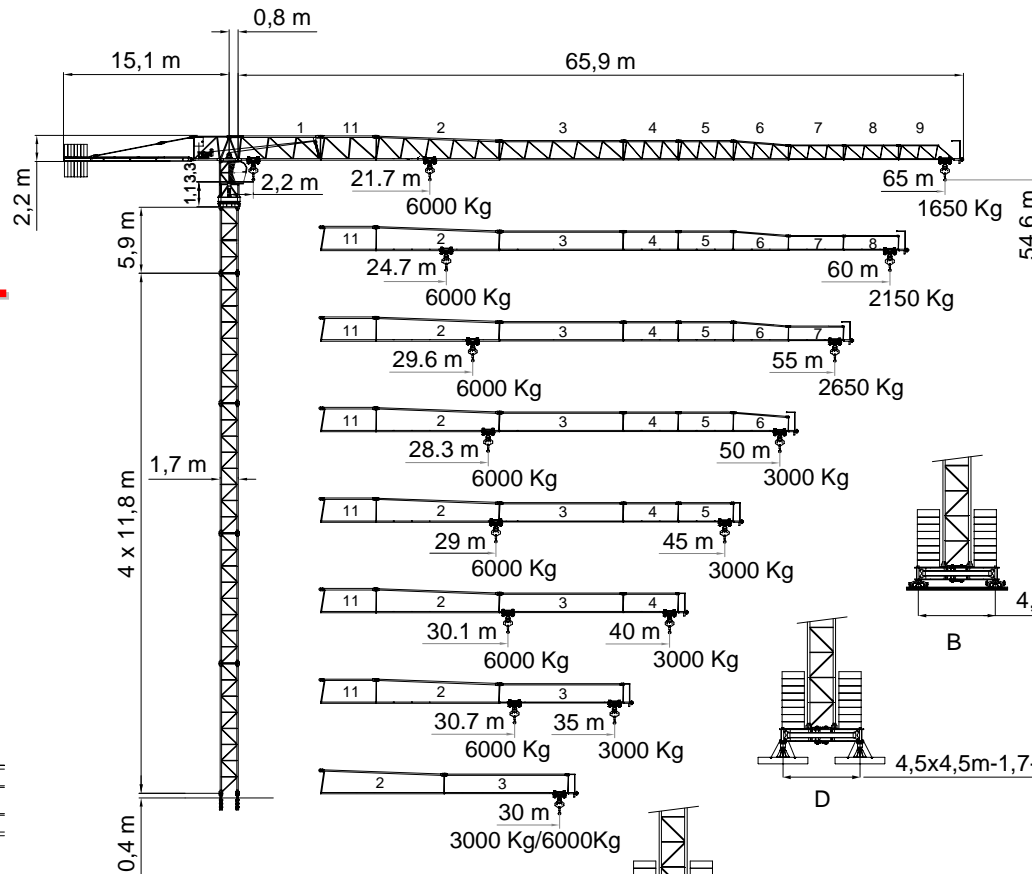
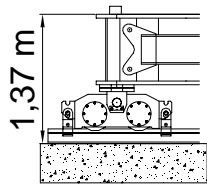




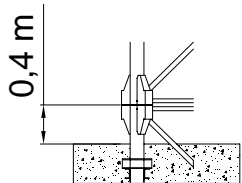
# TLS 65 3-6T



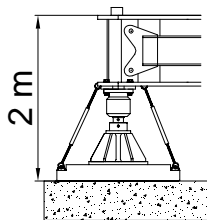
A



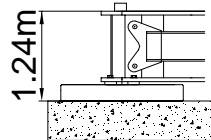
B



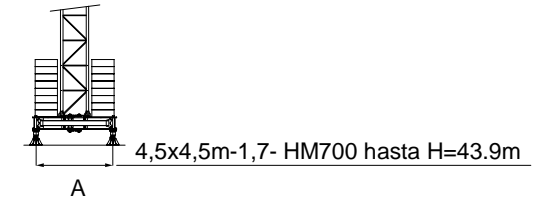
C



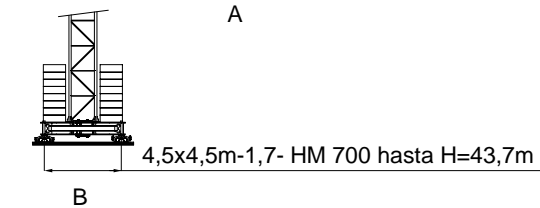
D



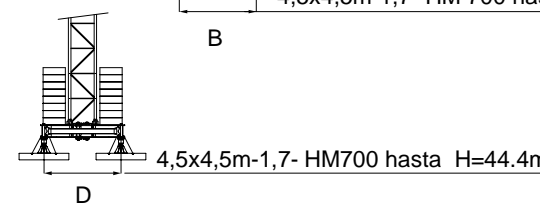
E(4.5x4.5)



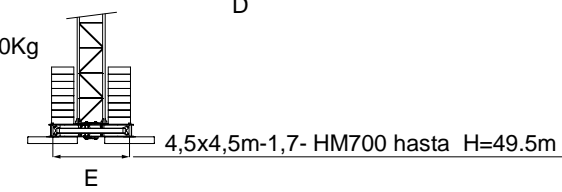
A



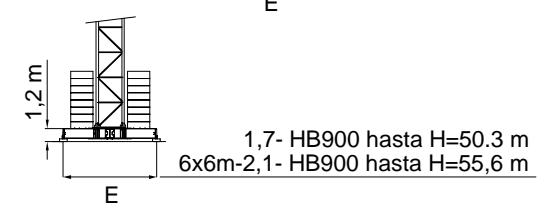
B



D



E




E





**DIN/FEM**   
 EN 14439-FEM 1005-C25  
 REV001-ABRIL 2011


<https://cranemanuals.com>


Curvas de cargas  
Load diagrams  
Lastkurven  
Courbes de charges  
Curve di carico


65 m 


10	15	20	25	30	35	40	40,7	45	50	55	60	65	m	
3000	3000	3000	3000	3000	3000	3000	3000	2630	2310	2050	1830	1650	Kg	


10	15	20	21,7	25	30	35	40	45	50	55	60	65	m	
6000	6000	6000	6000	5070	4090	3390	2880	2480	2160	1900	1680	1500	Kg	


60 m 


10	15	20	25	30	35	40	45	46,3	50	55	60	m	
3000	3000	3000	3000	3000	3000	3000	3000	3000	2690	2400	2150	Kg	


10	15	20	24,7	25	30	35	40	45	50	55	60	m	
6000	6000	6000	6000	5850	4730	3940	3360	2900	2540	2250	2000	Kg	


55 m 

10	15	20	25	30	35	40	45	49,5	50	55	m	
3000	3000	3000	3000	3000	3000	3000	3000	3000	2970	2650	Kg	

















10	15	20	25	26,9	30	35	40	45	50	55	m	
6000	6000	6000	6000	6000	5210	4350	3710	3210	2820	2500	Kg	

50 m 

10	15	20	25	30	35	40	45	50	m	
3000	3000	3000	3000	3000	3000	3000	3000	3000	Kg	

10	15	20	25	28,3	30	35	40	45	50	m	
6000	6000	6000	6000	6000	5510	4610	3930	3410	3000	Kg	

Curvas de cargas  
 Load diagrams  
 Lastkurven  
 Courbes de charges  
 Curve di carico

45 m 	10	15	20	25	30	35	40	45	m Kg		
	3000	3000	3000	3000	3000	3000	3000	3000			
40 m 	10	15	20	25	29	30	35	40	45	m Kg	
	6000	6000	6000	6000	6000	5640	4720	4030	3500		
35 m 	10	15	20	25	30	35	40	m Kg			
	3000	3000	3000	3000	3000	3000	3000				
30 m 	10	15	20	25	29,4	30	35	40	m Kg		
	6000	6000	6000	6000	6000	5864	4910	4200			
35 m 	10	15	20	25	30	35	m Kg				
	3000	3000	3000	3000	3000	3000					
30 m 	10	15	20	25	29,8	30	35	m Kg			
	6000	6000	6000	6000	6000	5970	5000				
30 m 	10	15	20	25	30	m Kg					
	3000	3000	3000	3000	3000						
30 m 	10	15	20	25	30	m Kg					
	6000	6000	6000	6000	6000						

**Mecanismos  
Mechanisms  
Antriebe  
Mécanismes  
Meccanismi**

33 Hp (24Kw) - 3vel.  
H.B.G. 94 Mts S/R Ø12

	285 m	m/min	7,4	37	74	3,7	18,5	37
		Kg	3000	3000	1500	6000	6000	3000
		Kw	24	24	24	24	24	24
		m/min	11 / 37 / 75			11 / 37 / 75		
		Kw	3,0			3,0		
		r.p.m	0,3	0,6	0,9	0,3	0,6	0,9
		Nm	2 x 65			2 x 65		
		m/min	12 / 24			12 / 24		
		Kw	4 x 3			4 x 3		

\* 33 Hp (24Kw) - INV.  
H.B.G. 94 Mts S/R Ø12

	285 m	m/min	0 → 9	0 → 37	0 → 80	0 → 4,5	0 → 18,5	0 → 40
		Kg	3000	3000	1500	6000	6000	3000
		Kw	24	24	24	24	24	24

\* Opcional / Optional / Opzionale /

Elevación / Hoisting / Heben / Levage / Sollevamento

Distribución / Trolleying / Katzfahren / Distribution / Diritubuzione

Orientación / Slewing / Schwenken / Orientation / Rotazione

Traslacion / Travelling / Schienenfahren / Translation / Traslazione

Cable / Rope / Seil / Câble / Fune

	400 V 50 Hz	100m 4x25mm <sup>2</sup>
--	----------------	-----------------------------



GENERADOR
150 kVA



POTENCIA INSTALADA
46 KW

	380 V 60 Hz	100m 4x25mm <sup>2</sup>
--	----------------	-----------------------------

OPCIONAL

**Bloque de contrapeso**  
**Counterweight blocks**  
**Gegengewichtsblöcke**  
**Bloc de contrepoid**  
**Blocco di contrappeso**

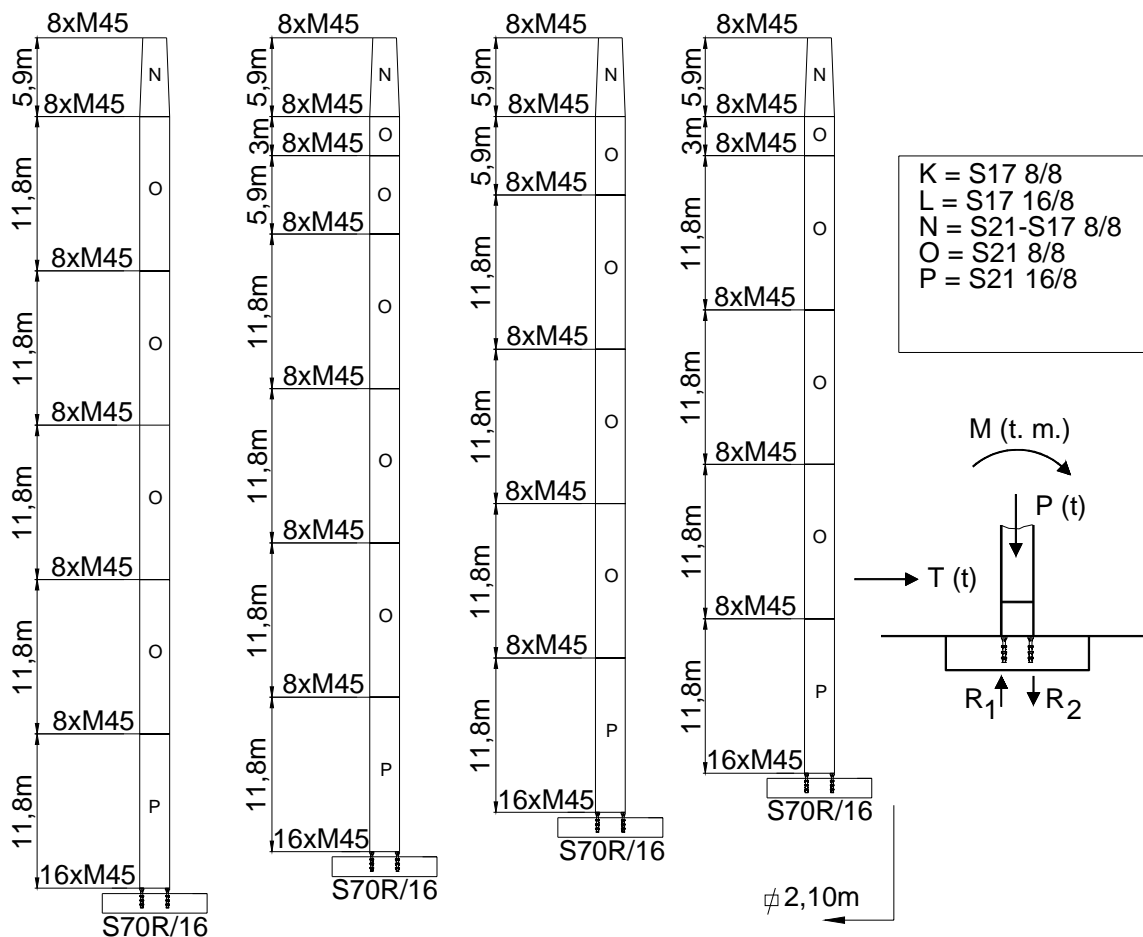
	65 m			60 m			55 m			50 m		
	A	B	C	A	B	C	A	B	C	A	B	C
	8	-	-	8	-	-	7	1	-	6	2	-
	20000 Kg			20000 Kg			19000 Kg			18000 Kg		

	45 m			40 m			35 m			30 m		
	A	B	C	A	B	C	A	B	C	A	B	C
	6	1	-	6	-	-	4	2	-	3	2	-
	16500 Kg			15000 Kg			13000 Kg			10500 Kg		

**TLS 65 3-6 T**







H (m)	66,4	63,5	60,5	57,6
M (T·m)	764.2	708.9	657.6	611.2
T (t)	17.5	17	16.4	15.8
P (t)	85.5	83.9	82.6	81.4
R <sub>1</sub> (t)	258.2	238.6	221.3	204.5
R <sub>2</sub> (t)	-296	-275.5	-256.5	-238.7

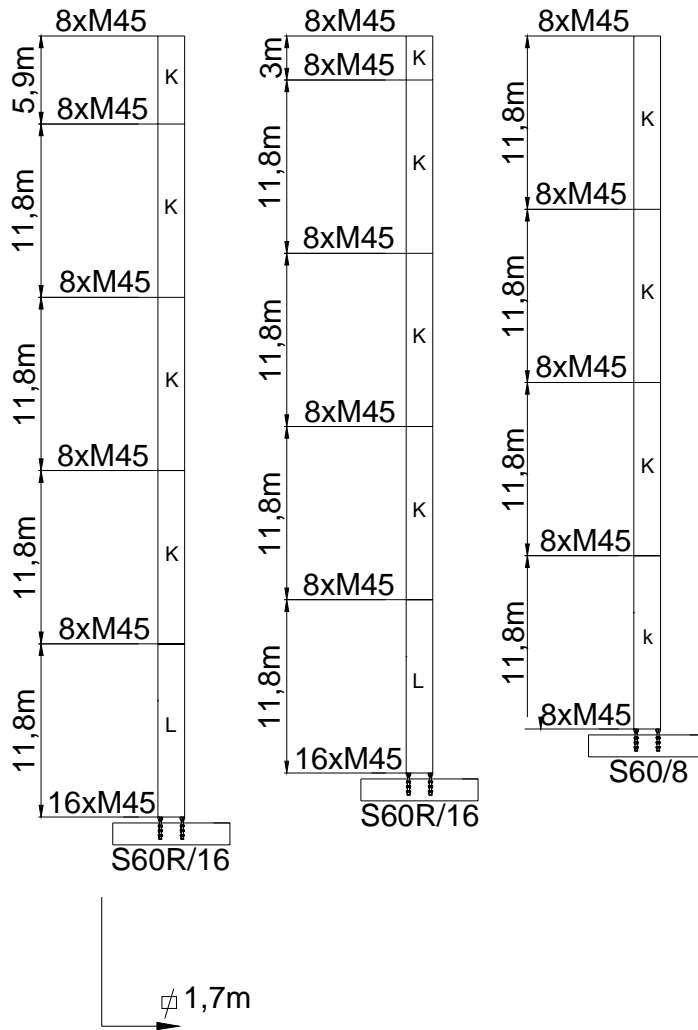
FEM 1005-C25 / EN 14439

Mástil / Reacciones  
 Masts / Reactions  
 Masten / Eckdrücke  
 Mat / Réactions  
 Torre / Reazioni

TLS 65 3-6 T

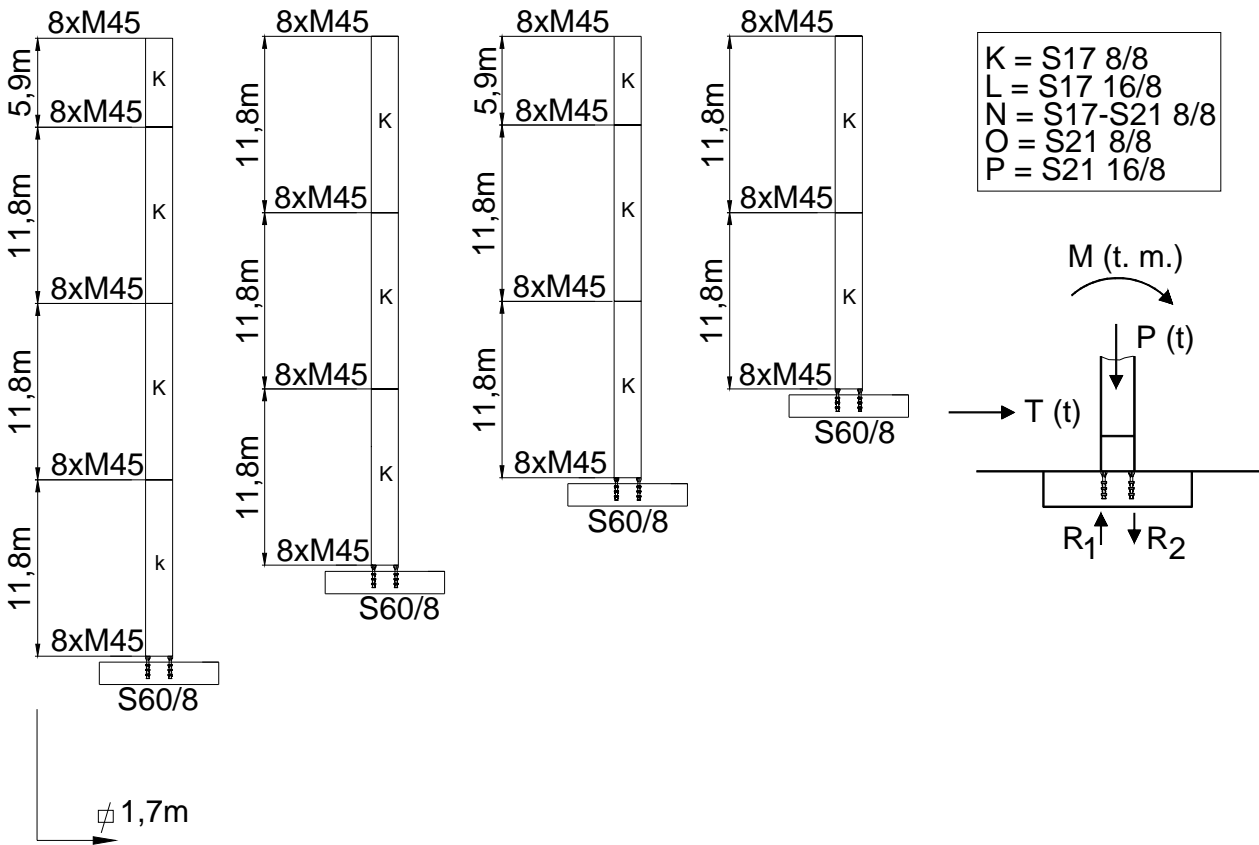
FEM 1005-C25 / EN 14439

Mástil / Reacciones  
 Masts / Reactions  
 Masten / Eckdrücke  
 Mat / Réactions  
 Torre / Reazioni



H (m)	54,6	51,7	48,7
M (T·m)	615.2	564.5	518.3
T (t)	12.3	11.6	11.2
P (t)	62.8	58.9	57.7
R <sub>1</sub> (t)	274.2	251.3	223
R <sub>2</sub> (t)	-305.7	-280.8	-258.7



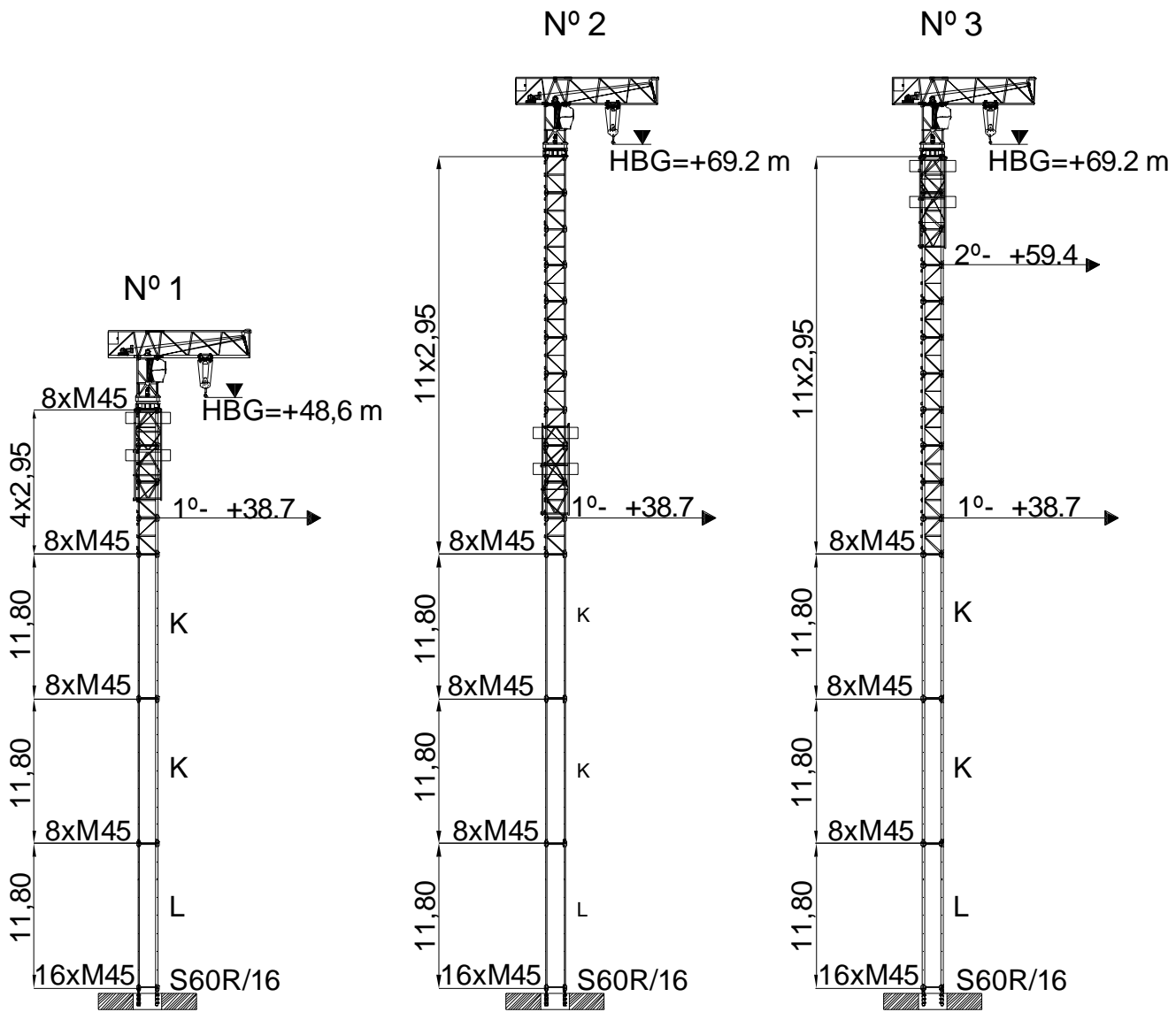


H (m)	42,8	36,9	31	25,1
M (T·m)	419.6	352	281.3	232.4
T (t)	9.7	8.8	7.4	6,2
P (t)	55.6	53.5	51.4	45.3
R <sub>1</sub> (t)	184	152.5	119.7	98.2
R <sub>2</sub> (t)	-211.7	-179.2	-145.4	-120.8

FEM 1005-C25 / EN 14439

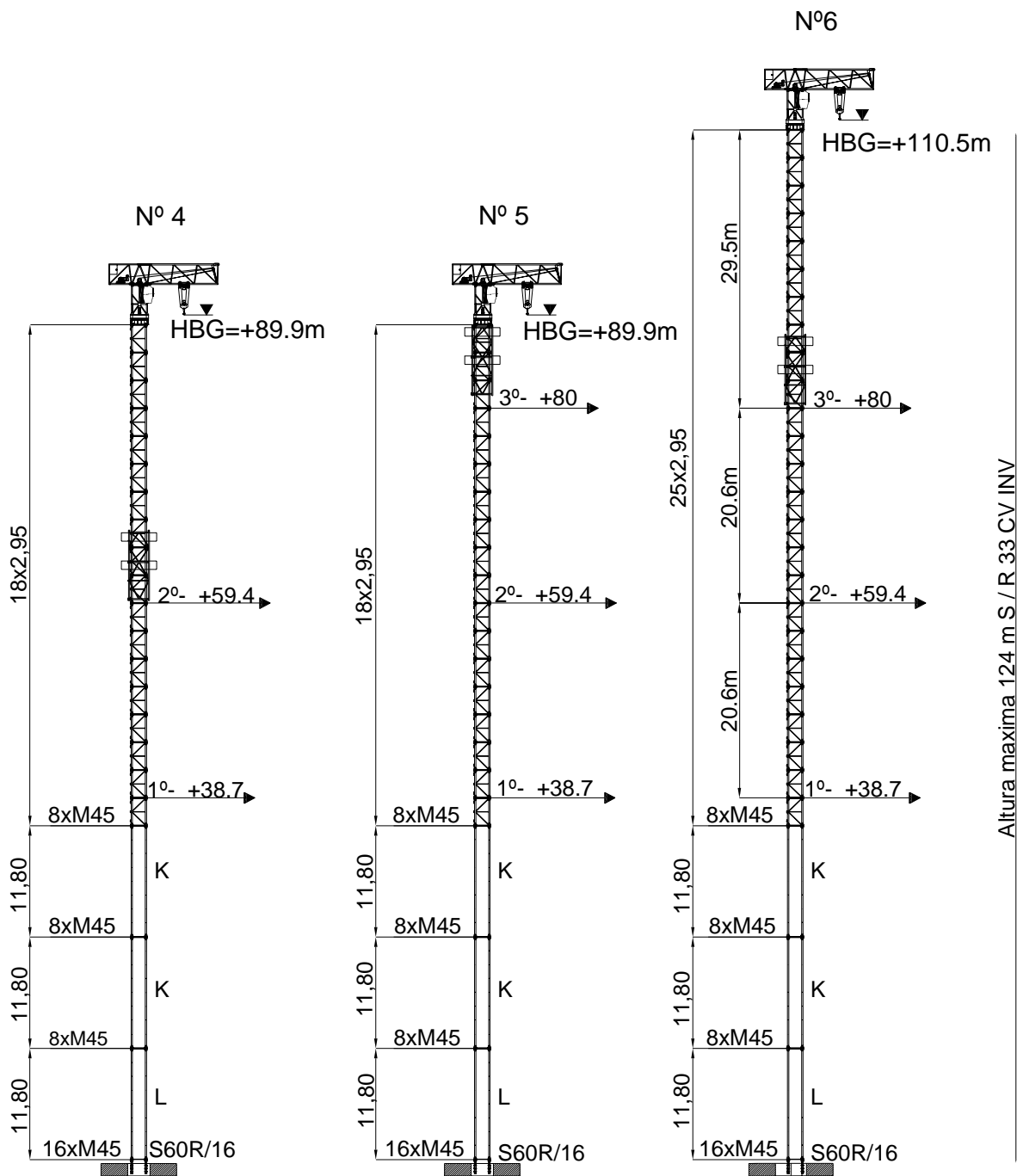
Mástil / Reacciones  
 Masts / Reactions  
 Mast / Eckdrücke  
 Mat / Réactions  
 Torre / Reazioni

**TLS 65 3-6 T**



Proceso de trepado  
 External climbing  
 Kletterkrane  
 Telescopable  
 Sopralzo idraulico

Proceso de trepado  
 External climbing  
 Kletterkrane  
 Telescopabile  
 Sopralzo idraulico

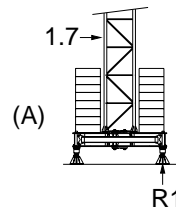


Altura maxima 124 m S / R 33 CV INV

**TLS 65 3-6 T**

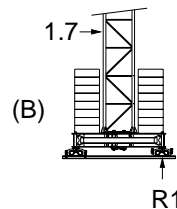
**FEM 1005-C25 / EN 14439**

**Bloque lastre de base**  
**Base ballast block**  
**Grundballastblöcke**  
**Bloc de lest de base**  
**Blocco di zavorra alla base**



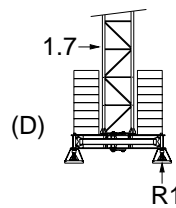
4,5 x 4,5 m-1,7-HM 700	R1 (t)	73,6 t	74,4 t	75,6 t	78,8 t	80 t	81,3 t
	H (m)	20,3 m	23,3 m	26,2 m	29,2 m	32,1 m	35,1 m
	Z (t)	83,6 t	83,6 t	83,6 t	91,2 t	91,2 t	91,2 t

4,5 x 4,5 m-1,7-HM 700	R1 (t)	82,4 t	86,7 t	103 t
	H (m)	38 m	41 m	43,9 m
	Z (t)	91,2 t	106,4 t	106,4t



4,5 x 4,5 m-1,7-HM 700	R1 (t)	73,6 t	74,4 t	75,6 t	78,8 t	80 t	81,3 t
	H (m)	20,1 m	23,1 m	26 m	29 m	31,9 m	34,9 m
	Z (t)	83,6 t	83,6 t	83,6 t	91,2 t	91,2 t	91,2 t

4,5 x 4,5 m-1,7-HM 700	R1 (t)	82,4 t	86,7 t	103 t
	H (m)	37,8 m	40,8 m	43,7 m
	Z (t)	91,2 t	106,4 t	106,4t

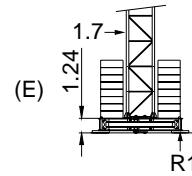


4,5 x 4,5 m-1,7-HM 700	R1 (t)	73,6 t	74,4 t	75,6 t	78,8 t	80 t	81,3 t
	H (m)	20,8 m	23,8 m	26,7 m	29,7 m	32,6 m	35,6 m
	Z (t)	83,6 t	83,6 t	83,6 t	91,2 t	91,2 t	91,2 t

4,5 x 4,5 m-1,7-HM 700	R1 (t)	82,4 t	86,7 t	103 t
	H (m)	38,5 m	41,5 m	44,4 m
	Z (t)	91,2 t	106,4 t	106,4t

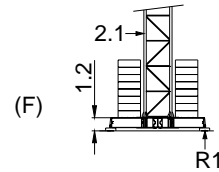
# FEM 1005-C25 / EN 14439

**Bloque lastre de base**  
**Base ballast block**  
**Grundballastblöcke**  
**Bloc de lest de base**  
**Blocco di zavorra alla base**



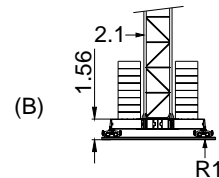
4,5 x 4,5 m-1,7- HM 700	R1 (t)	73,6 t	74,4 t	75,6 t	78,8 t	80 t	81,3 t
	H (m)	20 m	23 m	25,9 m	28,9 m	31,8 m	34,8 m
	Z (t)	83,6 t	83,6 t	83,6 t	91,2 t	91,2 t	91,2 t

4,5 x 4,5 m-1,7- HM 700	R1 (t)	82,4 t	86,7 t	103 t	125 t
	H (m)	37,7 m	40,7 m	43,6 m	46,6 m
	Z (t)	91,2 t	106,4 t	106,4 t	121,6 t



6 x 6 m-2,1/1,7- HB 900	R1 (t)	44 t	46.1 t	52 t	59.8 t	77.7 t
	H (m)	18.8 m	24.7 m	30.6 m	36.5 m	42.4 m
	Z (t)	45.6 t	45.6 t	45.6 t	60.5 t	68.4 t

6 x 6 m-2,1/1,7- HB 900	R1 (t)	104 t	115.8 t
	H (m)	48.3 m	51.2 m
	Z (t)	91.2 t	98.8 t



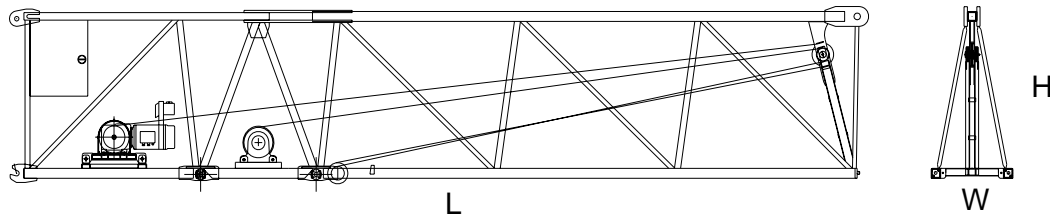
6 x 6 m-2,1/1,7- HB 900	R1 (t)	44 t	46.1 t	52 t	59.8 t	77.7 t
	H (m)	18.8 m	24.7 m	30.6 m	36.5 m	42.4 m
	Z (t)	45.6 t	45.6 t	45.6 t	60.5 t	68.4 t

6 x 6 m-2,1/1,7- HB 900	R1 (t)	104 t
	H (m)	48.3 m
	Z (t)	91.2 t

**TLS 65 3-6 T**

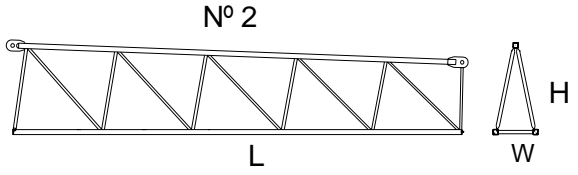
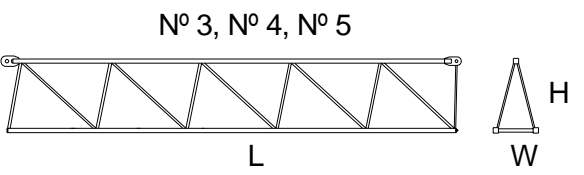
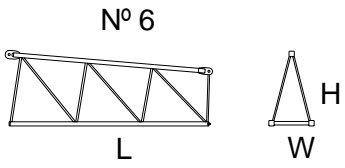
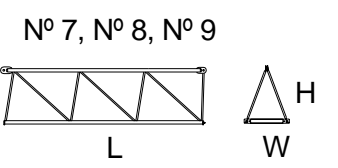
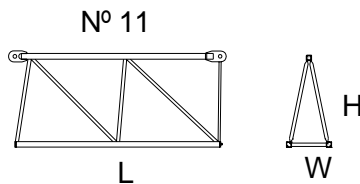
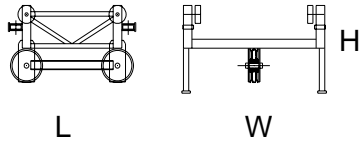
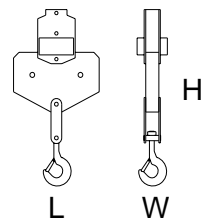
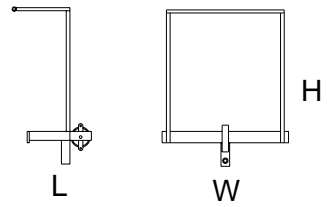


**Pluma tramo primero / Jib heel section / Ausleger-Anlenkstück / Pied de fleche /**  
 Settore articolato di braccio



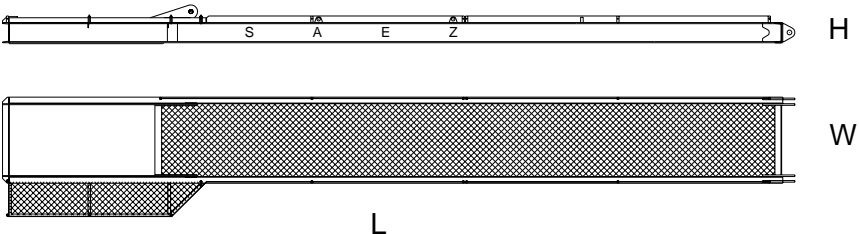
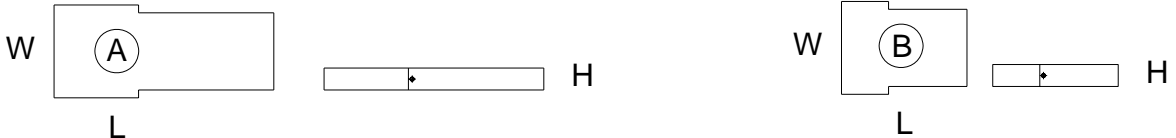
L(m)	W(m)	H(m)	Peso(Kg)
------	------	------	----------

11,90	1,25	2,30	5800
-------	------	------	------

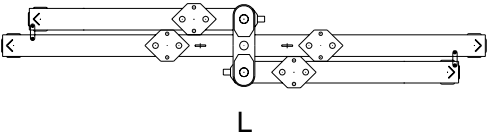
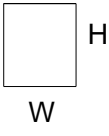
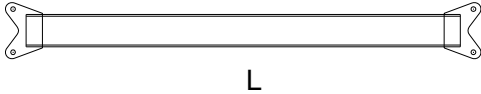
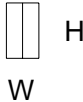
		L(m)	W(m)	H(m)	Peso(Kg)			
<b>Elemento intermedio de pluma / Intermediate jib section / Ausleger-Zwischenstück</b> Elément interm. de fleche / Spezzone di braccio								
				2	11,60	1,13	2,25	2194
				3	11,60	1,13	1,80	1720
				4	5,30	1,13	1,80	620
				5	5,30	1,13	1,80	530
				6	5,30	1,13	1,80	470
				7	5,30	1,13	1,45	376
				8	5,30	1,13	1,45	326
				9	5,15	1,13	1,40	248
				11	5,15	1,13	2,25	1280
<b>Gancho, Carro y Puntera / Hook, Trolley and jib head / Lasthaken - Laufkatze-Cabeça de Lança</b> Crochet - Chariot-Pointe de fleche / Gancio - Carrello e Punta freccia								
				1,20	1,35	0,80	290	
				0,80	0,15	1,50	330	
				0,80	1,20	1,40	108	

**TLS 65 3-6 T**





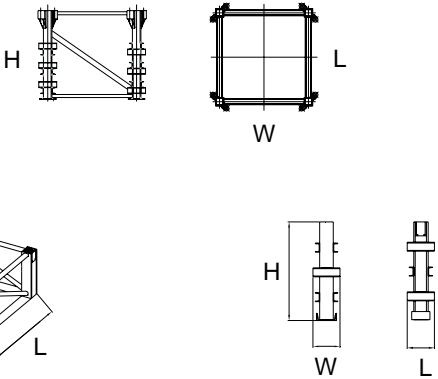
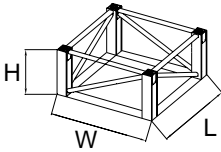
	L(m)	W(m)	H(m)	Peso(Kg)
<p><b>Contrapluma / Counter-jib / Gegenausleger / Contre-fleche / Controbraccio</b></p> 	11,94	1,80	0,60	2575
<p><b>Bloque de contrapeso / Counterweight blocks / Gegengewichtsblöcke / Bloc de contrepoids / Blocco di contrappeso</b></p> 	3,20 1,83	1,25	0,29	2500 1500



	L(m)	W(m)	H(m)	Peso(Kg)
<p><b>Base Cruciforme 4,5 X4,5 / Crossbase 4,5 X 4,5 / Fundamentkreuz 4,5 X 4,5 / Châsis 4,5 X 4,5 / Carro base 4,5 X 4,5</b></p>  <p style="text-align: center;">L</p>  <p style="text-align: center;">W H</p>	6,70	1,10	1,20	5750
<p><b>Vigas auxil. de base / Half base beams / Halbträger für fundamentkreuz / Semipoutre de châsis de base / Travi di congiunzi di congiunzione</b></p>  <p style="text-align: center;">L</p>  <p style="text-align: center;">W H</p>	4,40	0,30	0,55	220

**TLS 65 3-6T**



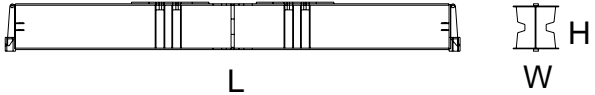
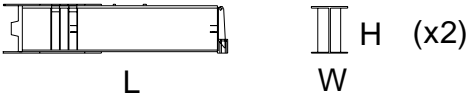
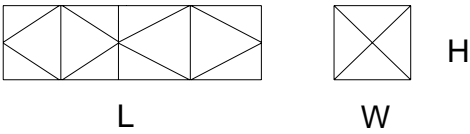
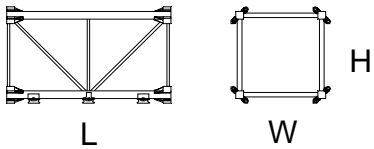
		L(m)	W(m)	H(m)	Peso(Kg)	
<p><b>Bloque lastre de base / Base ballast block / Grundballastblöcke / Bloc de lest de base</b>                      Blocco di zavorra alla base</p> 		4,40	0,30	1,20	3800	
<p><b>Bloque apoyo de base / Base support block / Grundballastblöcke / Bloc de appui de base</b>                      Blocco di appoggio alla base</p> 		3,75	0,5	1,2	5400	
<p><b>Elemento de empotre / Foundation anchor / Fundamentanker / Élément de scellement</b>                      El annegare</p> 		S60/8	1,85	1,85	1,6	956
		S60/R16	1,85	1,85	1,6	1108
		S70/8	2,27	2,27	1,6	1122
		S70R/16	2,27	2,27	1,6	1274
		S75R16/20	0,35	0,35	1,6	1200
		S75R16/22	0,5	0,5	2	2840
		S75R16/26	0,5	0,5	2,4	3160
		S75R24/26	0,5	0,5	2,4	3400
<p><b>Dima</b></p> 		Dima	2,31	2,34	0,8	1650

	L(m)	W(m)	H(m)	Peso(Kg)
<b>Niveladores / Levellers / Spindel pyramide / Niveleurs / Piedi regolabile</b> n.º 4 	1,20	1,20	0,90	250
<b>Traslacion / Travelling bogies / Kranfahren / Traslacion / Traslazione</b> 	1,15	1,25	0,45	505
	1,15	0,25	0,45	450

**TLS 65 3-6T**



	L(m)	W(m)	H(m)	Peso(Kg)	
<p><b>Elemento de torre TL16 / Tower section TL16 / Turmstück TL16 / Element de mât TL16 / Elemento di torre TL16</b></p>	K	11,8	1,85	1,85	4600
	K	5,9	1,85	1,85	2472
	K	3	1,85	1,85	1425
	L	11,8	1,85	1,85	5520
	O	11,8	2,27	2,27	5044
	O	5,9	2,27	2,27	2640
	O	3	2,27	2,27	1545
	P	11,8	2,27	2,27	5700
	N	5,9			3500
	X	6	2,27	2,29	4000
	T	6	2,27	2,29	4300
	U	6	2,31	2,34	5910
	Z	6	2,61	2,34	5980
<p><b>Unidad de rotacion / Complete slewing unit / Drehbühne / Orientation / Rotazione</b></p>		4,40	2,00	2,00	6600
<p><b>Cabina y soporte / Cabin and support / Kabine und wartungs / Cabine et support / Cabina e supporto</b></p>		3,00	1,15	2,35	558

	L(m)	W(m)	H(m)	Peso(Kg)
<b>Viga principal base 6x6 / Main base beam / Hauptträger für fundamentkreuz</b> Poutre de châssis de base / Trave principale della base 	8,65	0,78	0,92	4300
<b>Semiviga secundaria base 6x6 / Half base beam / Halbträger für fundamentkreuz</b> Semipoutre de châssis de base / Semitrave secundaria della base 	4,27	0,68	0,97	2025
<b>Caja de trepado-S17 / Climbing cage / Hydraulikbühne</b> Cage de montage / Gabbia di montaggio 	7,35	2,1	2,1	6400
<b>Tramo trepador / Tower element / Turmstück</b> Element de mature / Elemento di torre monolitico 	3	1,85	1,85	1425

**TLS 65 3-6T**



ESPECIFICACIONES SUJETAS A MODIFICACIONES SIN PREVIO AVISO.

Specifications subject to modification without notice.

Obiges kann ohne berstaendigung geaendert werden.

Specifications susceptibles de modification sans avis préalable.

Specifiche suscettibili di variazioni senza preavviso.

DECLINAMOS TODA RESPONSABILIDAD DERIVADA DE LA INFORMACION PROPORCIONADA.

This information is supplied without liability.

Sämtliche Angaben erfolgen ohne Gewähr.

Ces renseignements sont sans garantie.

Le indicazioni contenute si intendono salvo errori ed omissioni.