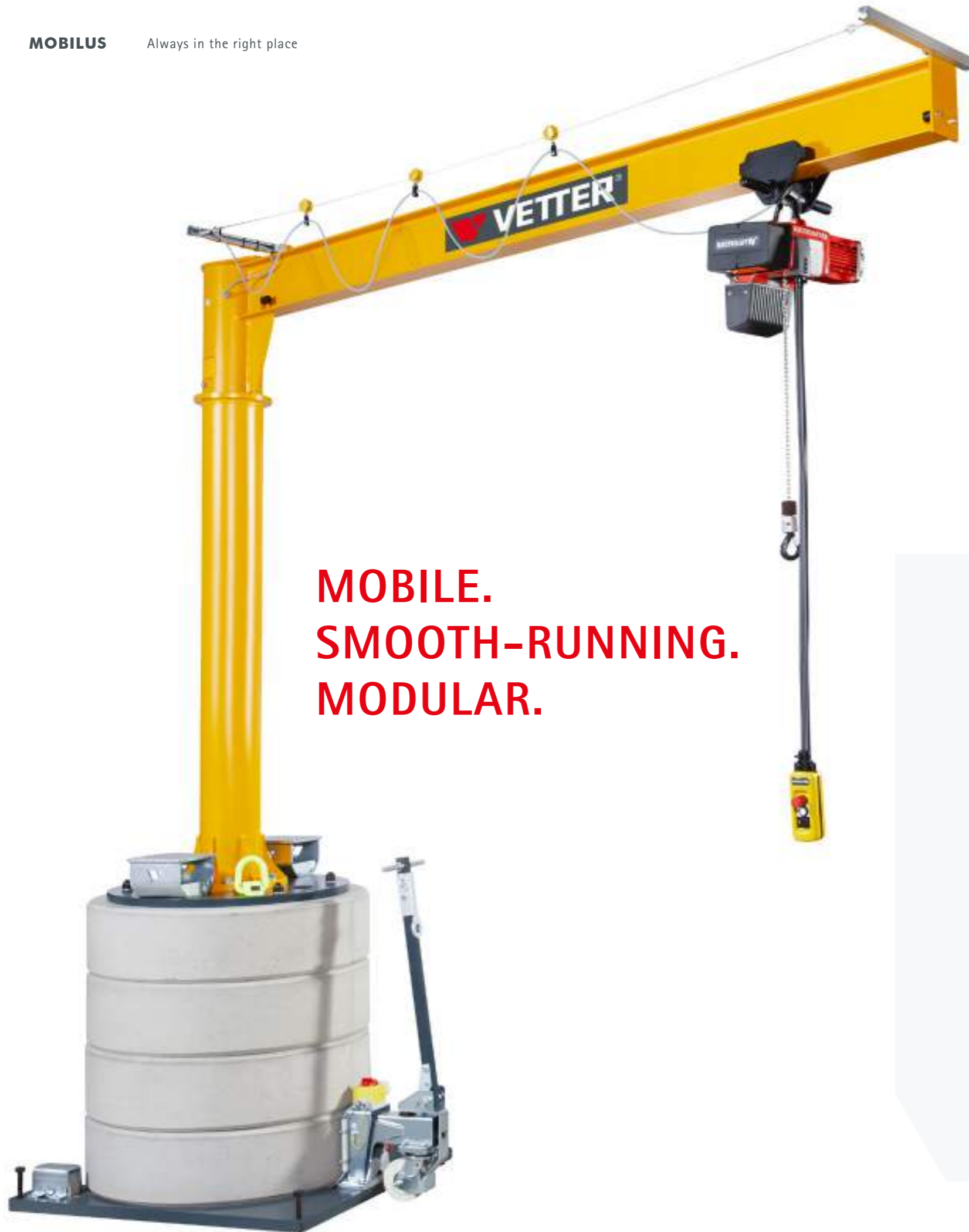


MOBILUS – THE MOBILE SLEWING JIB CRANE

Always in the right place





**MOBILE.
SMOOTH-RUNNING.
MODULAR.**

VETTER-MOBILUS

Mobile column-mounted slewing jib crane

Mobilus by VETTER is a mobile slewing jib crane featuring an outreach of up to 6 m and a capacity range of 125 – 1000 kg.

The Mobilus has been designed for flexible use as crane assisting in the feeding of machines, for temporary maintenance and repair or as flexible means at assembly and picking places – wherever you need it.

Thanks to the counter weight integrated in the crane base, Mobilus is completely independent. Neither any fastening to the foundation nor any doweling of the crane on the concrete floor is required. The Mobilus can thereby be used, where floor is not suitable for doweling.

Find the
video here:



Scan code to
learn more!



THE MOBILUS COUNTER WEIGHT BASE

Transport options

Mobilus counter weight provides different transport options and easy installation.



TRANSPORT


For easy displacing, MOBILUS is provided with different options.



01

Forklift pockets

Galvanized forklift pockets allow lifting and displacing by means of a forklift truck.



02

Crane trolley with drawbar

The crane trolley with drawbar enables manual traversing.



03

Lifting lugs

Using the lifting lugs an overhead crane can move Mobilus safely to its new place of use.



04

Coupling for towing transport

By retrofitting the coupling, Mobilus can be pulled by a forklift truck.

COMMISSIONING

At its destination, Mobilus can be commissioned **quickly** and **easily**: First, the crane is aligned horizontally using the integrated adjusting screws. Afterwards, it must be connected to the power supply with the plug connection and your Mobilus is ready for use.



05

Alignment

Level the Mobilus with four adjusting screws.



06

Power supply

Easy and quick power supply with plug connection.

TYPES



A slewing jib crane with a ball bearing jib arm and a slewing range of 360°

MOB-PR

📊 Capacity	125 - 1.000 kg
↔️ Outreach	2.000 - 6.000 mm
🔄 Slewing range	360° ∞



A slewing jib crane with underbraced jib arm and a slewing range of 270°

MOB-AS

📊 Capacity	125 - 500 kg
↔️ Outreach	2.000 - 6.000 mm
🔄 Slewing range	270°



Mobile slewing jib crane with light-weight aluminium jib arm in overbraced design

MOB-US

📊 Capacity	80 - 500 kg
↔️ Outreach	1.900 - 5.900 mm
🔄 Slewing range	270°




Mobile handling crane with articulated jib arm

MOB-BS

📊 Capacity	63 - 250 kg
↔️ Outreach	2.000 - 4.000 mm
🔄 Slewing range	250° (300°/300°)

SLEWING LIMITATION

Thanks to the optional slewing limit stop, the Mobilus work space can be adjusted effortlessly.



LOCKING DEVICE


In addition to the standard jib locking device for one position, which serves also as transport safety, a locking device for several positions is available, too.



Locking device for one position



Locking device for several positions



Flexible counter weight

A higher capacity or outreach is required in the future? No problem, the counter weight integrated in the Mobilus base grows with your requirements.

Thanks to the modular design further concrete rings can be added within the maximum parameters and a new bigger crane can be fastened by screws.



ADMINISTRATION

VETTER Krantechnik GmbH
Kalteiche-Ring 22
35708 Haiger
Germany

PRODUCTION

VETTER Krantechnik GmbH
Kalteiche-Ring 13-15
35708 Haiger
Germany



T: +49 2773 91601-0
F: +49 2773 91601-860
E: info@vettercranes.com