



STINGER MU16

16 MT Capacity Crane

STINGER MU16



Features: STINGER MU16

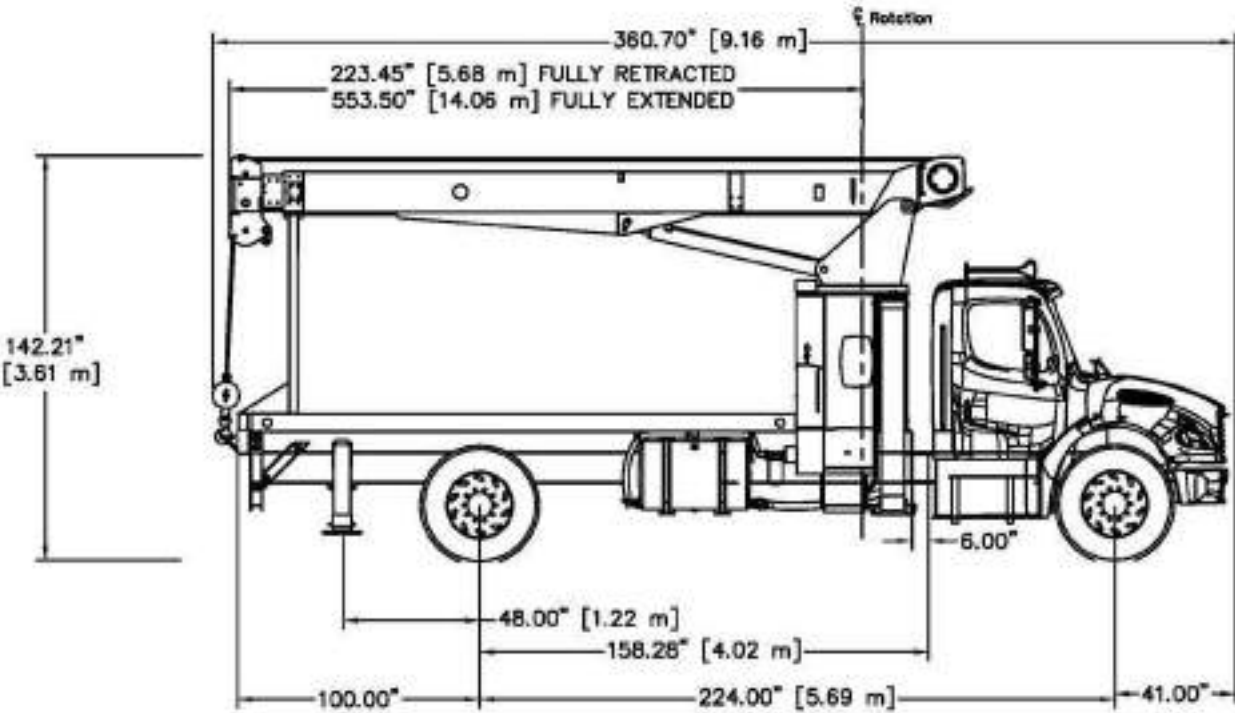
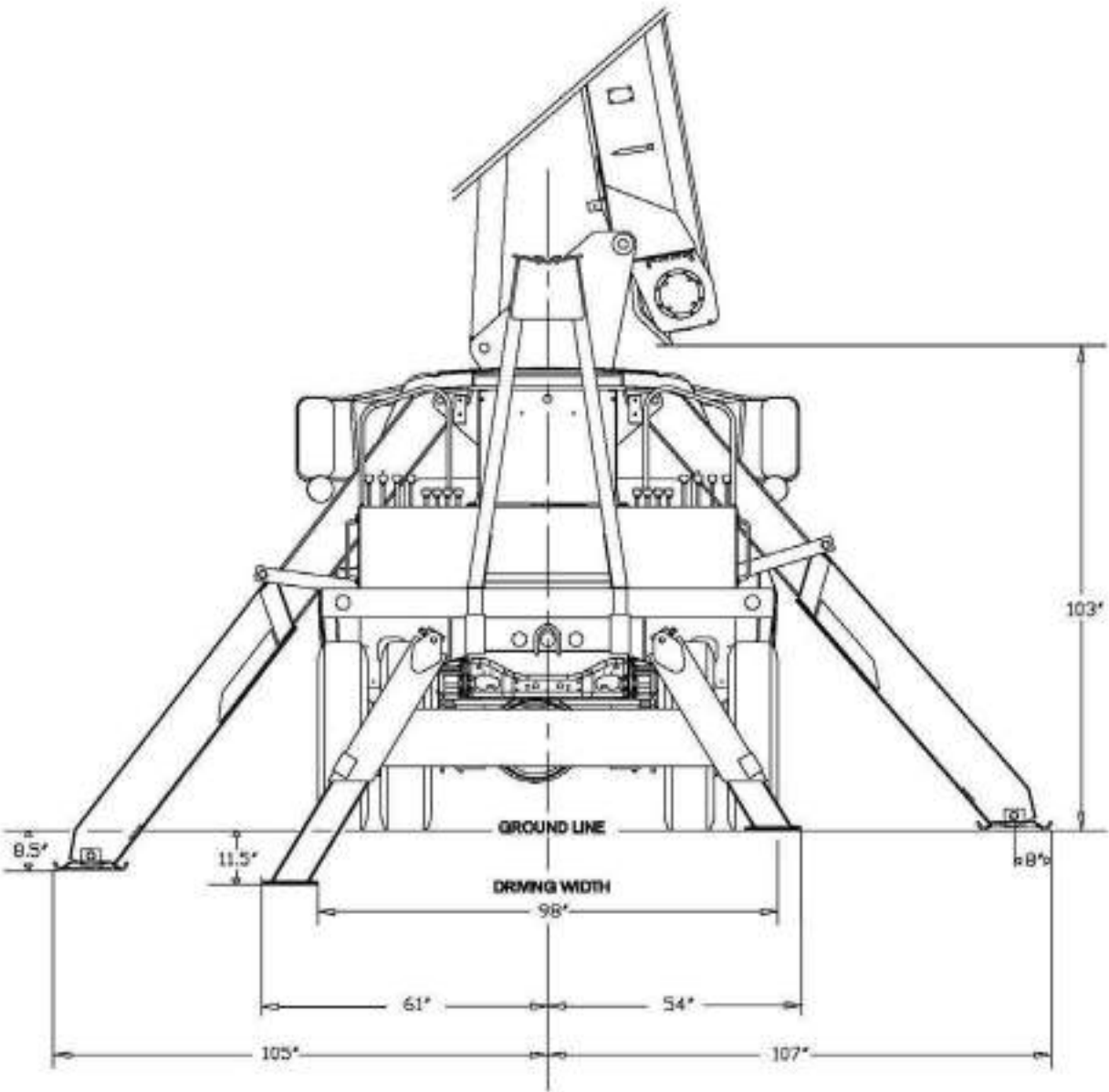
- 47 ft boom length
- 57 ft maximum tip height
- Electronic rated capacity indicator
- Quick reeving boom head

DIMENSIONS

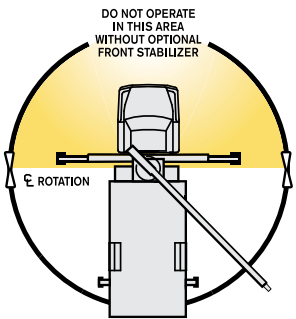
Crane Dimensions

STINGER MU16

STINGER MU16



Area of Operation



Mounting Specifications

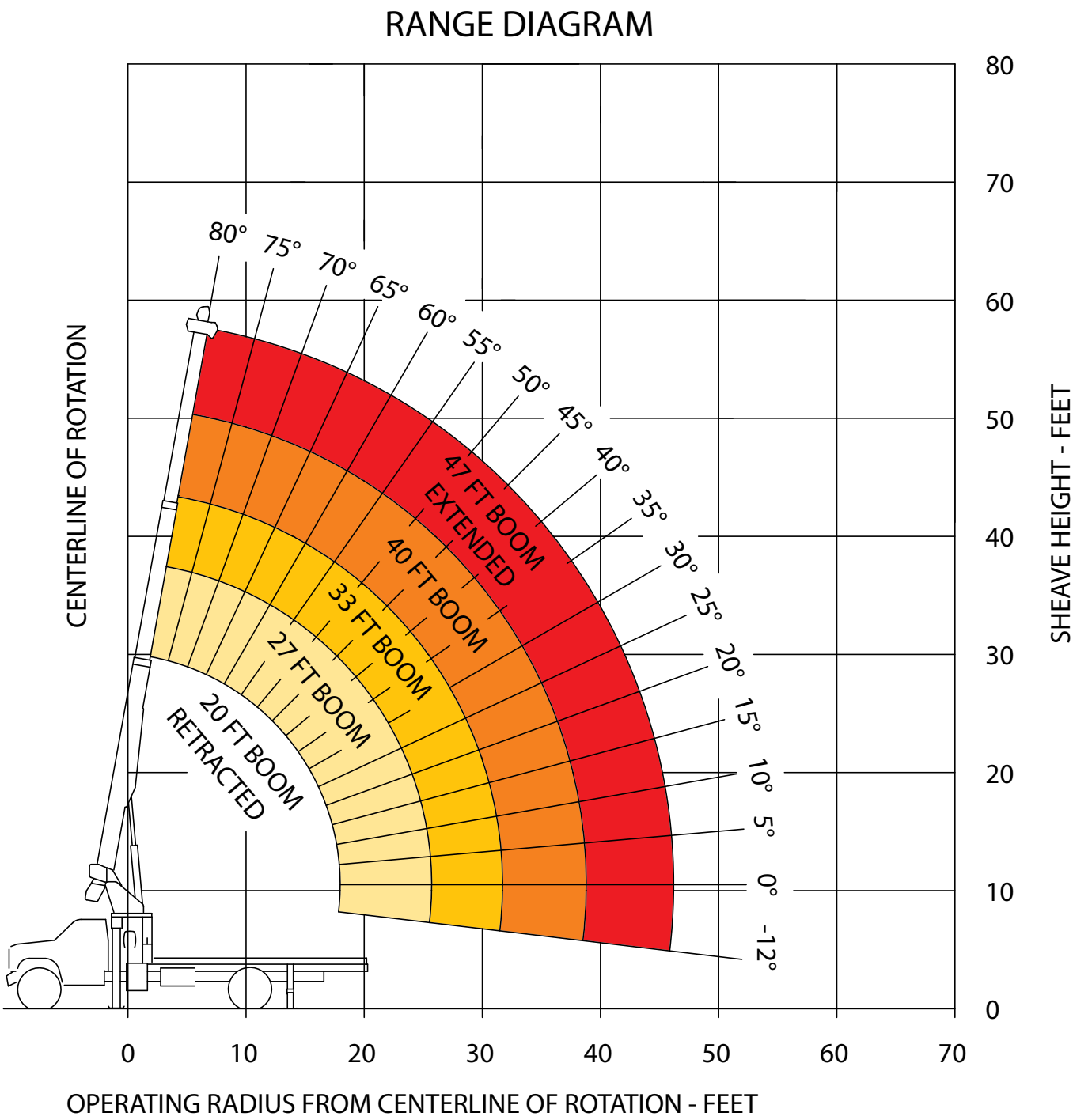
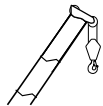
Chassis recommendation	
Gross vehicle weight rating	25,999 lb
Front axle weight rating	12,000 lb
Rear axle weight rating	21,000 lb
Crane weight (Base Machine)	10,700 lb
Wheelbase	230 +/- 4 in
Cab to axle	156 +/- 4 in
Afterframe	80 +/- 4 in
RBM per framerail	1,200,000 lb-in
Frame Section Modulus	15.9in³



RANGE DIAGRAM

Outriggers Fully Extended (100%)

STINGER MU16



BOOM LOAD CHARTS

Outriggers Fully Extended (100%)

STINGER MU16

Standard ASME B30.5

 ft	Boom Length					 ft
	20	27	33	40	47	
5	20,000	12,520				5
8	12,830	12,230	11,850	11,170		8
10	10,830	10,270	9,900	9,370	8,220	10
12	9,350	8,860	8,520	8,130	7,430	12
14	8,150	7,800	7,480	7,370	6,730	14
16	7,240	7,100	6,810	6,540	6,090	16
18	5,850	6,360	6,120	5,870	5,450	18
20		5,660	5,550	5,320	4,930	20
25		3,900	4,300	4,260	4,060	25
28			3,700	3,690	3,510	28
31			2,890	3,210	3,140	31
35				2,690	2,670	35
38				2,110	2,370	38
40					2,250	40
45					1,800	45
46					1,465	46

Notes to lifting capacity

Lifting capacities do not exceed 85% of tipping load. Weight of hook blocks and slings are part of the load, and are to be deducted from the capacity ratings. Consult operation manual for further details.

Note: Data published herein is intended as a guide only and shall not be construed to warrant applicability for lifting purposes. Crane operation is subject to the computer charts and operation manual both supplied with the crane.

TECHNICAL DESCRIPTION





Boom, Jib and Rotation

STINGER MU16

TECHNICAL DESCRIPTION

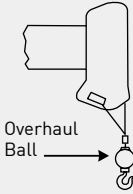
Rope and Reeving

STINGER MU16


	Three-section full power fully synchronized telescopic keel boom	
	Boom elevation angle range (min/max)	-12° / 80°
	Boom up/down time	23/15 seconds
	Boom extension / retraction time	50/30 seconds
	Boom length	47 ft
	Boom maximum tip height	57 ft
	370 degree non-continuous rotation or optional 360 degree continuous rotation	

Operator Controls and Operator Aid

	Hoist line pull	7,900 lb
	Rope diameter	1/2 in
	Fully proportional	
	Electronic rated capacity indicator	

	
Hoist Rope	
*1/2 in rotation resistant (per ASME 30.5 or ASTM A1023) with 36,200 lb min breaking strength	
Overhaul ball	6.25 USt

Understructure

	Front: "A-frame" link type To outer edge of pad	214 in
	Rear: A-Frame To outer edge of pad	122 in
Optional Features		
16' Heavy duty wood and steel flatbeds Hoist drum tensioner Oil cooler		

STINGER MU16

www.loadkingmfg.com

